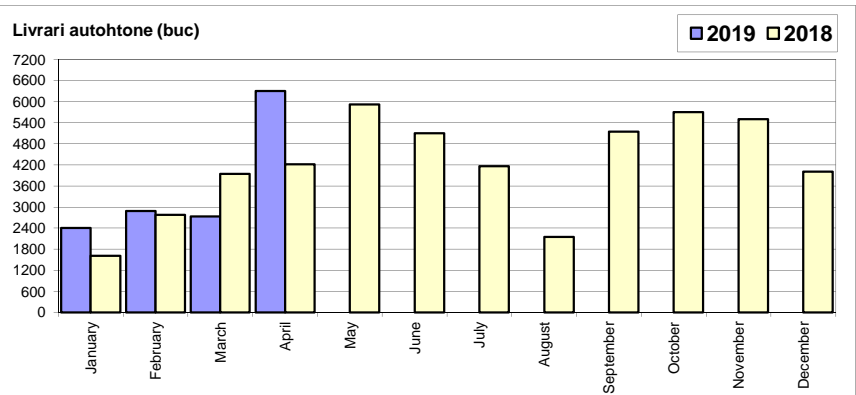


Livrari autoturisme autohtone / Domestic passenger car deliveries

Luna/An	2019	2018	Variatie
January	2 406	1 609	49.5%
February	2 888	2 774	4.1%
March	2 734	3 942	-30.6%
April	6 302	4 214	49.5%
May	-	5 918	-
June	-	5 095	-
July	-	4 162	-
August	-	2 149	-
September	-	5 141	-
October	-	5 696	-
November	-	5 498	-
December	-	4 006	-
Total	14 330	12 539	14.3%

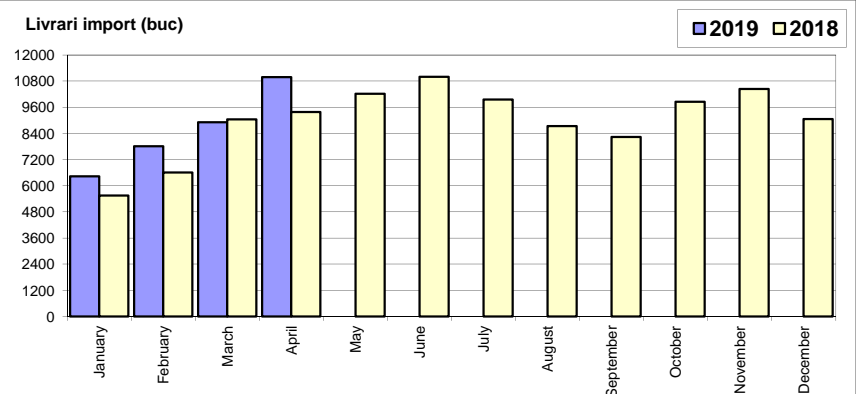
50 204



Livrari autoturisme import / Imported passenger car deliveries

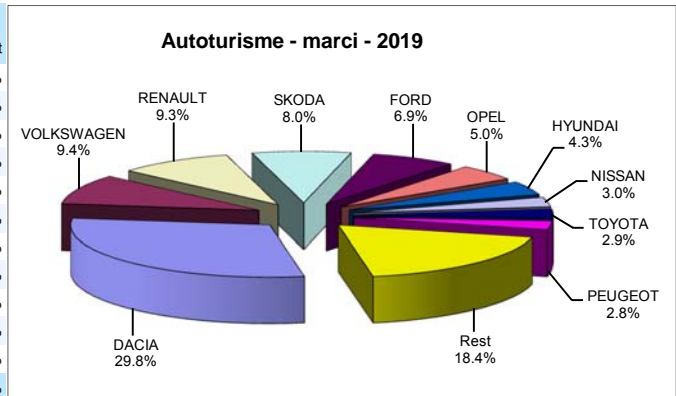
Luna/An	2019	2018	Variatie
January	6 426	5 555	15.7%
February	7 811	6 601	18.3%
March	8 909	9 050	-1.6%
April	10 988	9 386	17.1%
May	-	10 217	-
June	-	10 997	-
July	-	9 949	-
August	-	8 736	-
September	-	8 232	-
October	-	9 851	-
November	-	10 436	-
December	-	9 054	-
Total	34 134	30 592	11.6%

108 064



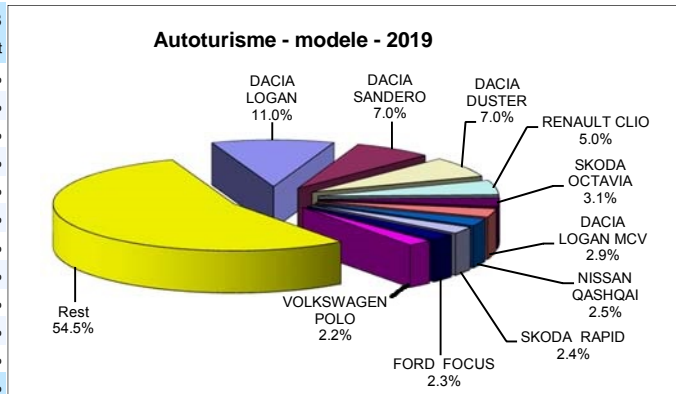
Top livrari autoturisme - marci / Passenger car top - by make

MARCA	Aprilie		Variatie Martie		2019		Variatie 2018	
	pozitie	unitati	pozitie	procent	pozitie	unitati	pozitie	procent
DACIA	1	6248	1	114.8%	1	14466	1	10.8%
VOLKSWAGEN	3	1334	2	5.4%	2	4564	2	-0.2%
RENAULT	2	2093	4	146.0%	3	4521	4	41.7%
SKODA	4	1255	3	30.9%	4	3884	3	-3.1%
FORD	5	875	5	22.7%	5	3360	5	11.2%
OPEL	7	738	6	17.0%	6	2438	6	37.4%
HYUNDAI	6	786	7	51.5%	7	2096	7	26.5%
NISSAN	9	449	8	0.2%	8	1439	11	32.4%
TOYOTA	11	396	12	40.9%	9	1420	10	13.1%
PEUGEOT	12	361	9	-15.9%	10	1338	13	58.5%
Rest		2755		4.5%		8938		3.1%
TOTAL		17290		48.5%		48464		12.4%



Top livrari autoturisme - modele / Passenger car top - by model

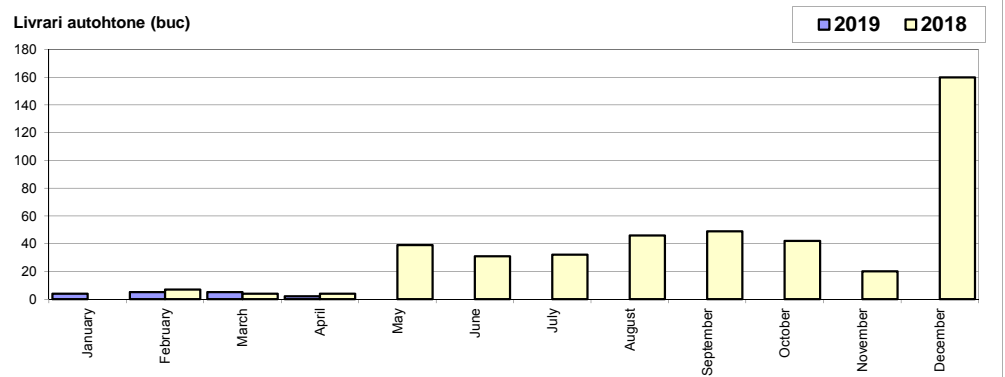
MODEL	Aprilie		Variatie Martie		2019		Variatie 2018	
	pozitie	unitati	pozitie	procent	pozitie	unitati	pozitie	procent
DACIA LOGAN	1	2925	1	226.5%	1	5324	1	-2.9%
DACIA SANDERO	2	1643	3	171.6%	2	3411	3	19.1%
DACIA DUSTER	3	1070	2	43.8%	3	3410	2	10.5%
RENAULT CLIO	4	978	4	107.6%	4	2430	5	68.2%
SKODA OCTAVIA	7	417	7	17.8%	5	1489	4	-3.7%
DACIA LOGAN MCV	9	385	6	5.5%	6	1414	14	101.4%
NISSAN QASHQAI	11	362	5	-8.8%	7	1226	11	51.6%
SKODA RAPID	6	477	11	106.5%	8	1140	7	11.8%
FORD FOCUS	13	265	12	18.3%	9	1117	6	6.4%
VOLKSWAGEN POLO	10	372	8	7.8%	10	1081	19	79.9%
Rest		8396		19.8%		26422		7.7%
TOTAL		17290		48.5%		48464		12.4%



Livrarile comerciale usoare + minibus autohtone / Domestic LCV + minibus deliveries

Luna/An	2019	2018	Variatie
January	4	-	-
February	5	7	-28.6%
March	5	4	25.0%
April	2	4	-50.0%
May	-	39	-
June	-	31	-
July	-	32	-
August	-	46	-
September	-	49	-
October	-	42	-
November	-	20	-
December	-	160	-
Total	16	15	6.7%

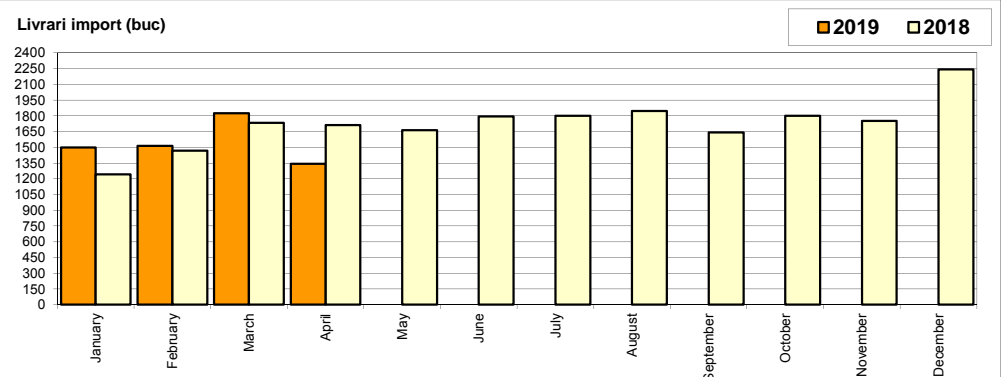
434



Livrarile comerciale usoare + minibus import / Imported LCV + minibus deliveries

Luna/An	2019	2018	Variatie
January	1 497	1 243	20.4%
February	1 514	1 469	3.1%
March	1 826	1 734	5.3%
April	1 343	1 712	-21.6%
May	-	1 662	-
June	-	1 794	-
July	-	1 801	-
August	-	1 845	-
September	-	1 642	-
October	-	1 801	-
November	-	1 750	-
December	-	2 242	-
Total	6 180	6 158	0.4%

20 695

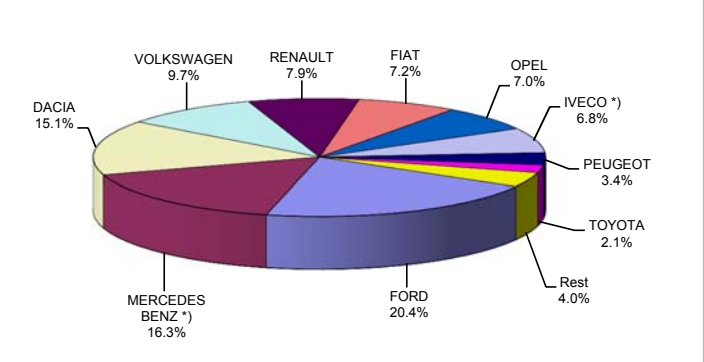


Livrarile comerciale <3.5t si minibus - marci / LCV + minibus sales by make

MARCA	Aprilie		Variatie Martie		2019		Variatie2018	
	pozitie	unitati	pozitie	procent	pozitie	unitati	pozitie	procent
FORD	1	303	1	-11.7%	1	1267	1	-8.5%
MERCEDES BENZ *)	2	233	3	-7.5%	2	1011	3	53.2%
DACIA	3	148	2	-55.2%	3	938	2	-4.9%
VOLKSWAGEN	4	148	4	-26.7%	4	599	6	30.5%
RENAULT	7	87	6	-46.0%	5	489	4	-17.1%
FIAT	6	90	5	-45.5%	6	446	5	-21.3%
OPEL	8	76	7	-38.7%	7	431	10	58.5%
IVECO *)	5	120	8	14.3%	8	424	7	1.7%
PEUGEOT	9	34	9	-39.3%	9	209	9	-23.2%
TOYOTA	10	32	10	-3.0%	10	132	11	12.8%
Rest		74		23.3%		250		-
TOTAL		1345		-26.6%		6196		0.4%

*) Estimari APIA / APIA Estimates

Vanzari com <3.5t si minibus - marci - 2019



Livrarile comerciale <3.5t si minibus - modele / LCV + minibus sales by model

MODEL	Aprilie		Variatie Martie		2019		Variatie2018	
	pozitie	unitati	pozitie	procent	pozitie	unitati	pozitie	procent
DACIA DOKKER VAN	2	146	1	-55.1%	1	922	1	-5.1%
FORD TRANSIT	1	158	2	0.0%	2	604	2	-15.3%
MERCEDES BENZ *) SPRINTER	3	133	7	37.1%	3	479	7	92.4%
IVECO *) DAILY	4	119	5	13.3%	4	423	4	2.2%
FIAT DUCATO	5	73	4	-34.8%	5	328	3	-21.7%
MERCEDES BENZ *) SPRINTER BUS	9	36	3	-68.1%	6	311	10	71.8%
RENAULT MASTER	7	52	6	-48.0%	7	291	5	-13.4%
VOLKSWAGEN CRAFTER	6	63	9	-7.4%	8	219	14	55.3%
OPEL MOVANO	13	30	10	-53.9%	9	216	12	32.5%
VOLKSWAGEN TRANSPORTER	15	28	8	-66.7%	10	177	20	101.1%
Rest		507		-16.1%		2226		-
TOTAL		1345		-26.6%		6196		0.4%

*) Estimari APIA / APIA Estimates

Vanzari com <3.5t si minibus - modele - 2019

