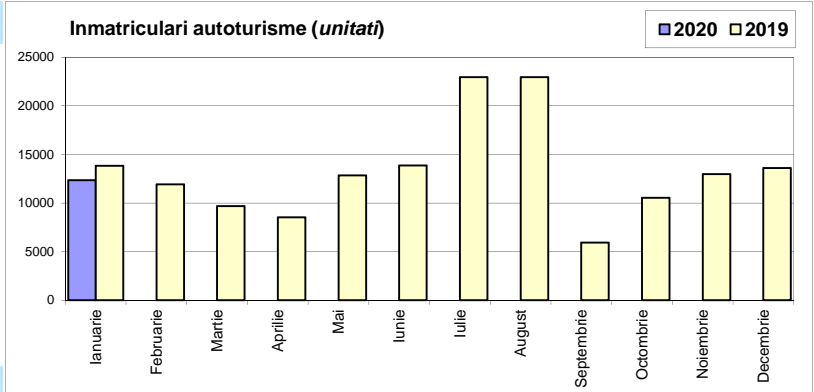


Inmatriculari autoturisme / Passenger car registrations

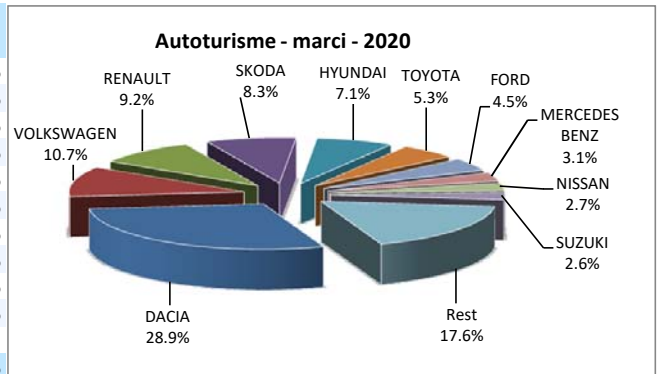
Luna/An	2020	2019	Variatie
Ianuarie	12 368	13 831	-10.6%
Februarie		11 927	-
Martie		9 699	-
Aprilie		8 521	-
Mai		12 855	-
Iunie		13 877	-
Iulie		22 975	-
August		22 952	-
Septembrie		5 929	-
Octombrie		10 532	-
Noiembrie		12 993	-
Decembrie		13 605	-
Total	12 368	13 831	-10.6%

159 696



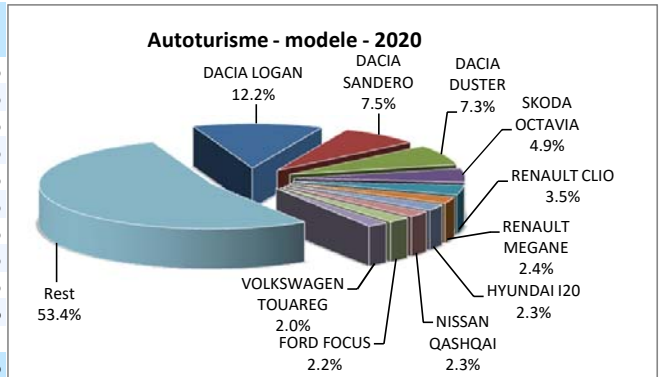
Top inmatriculari autoturisme - marci / Passenger car top - by make

MARCA	Ianuarie unitati	Var. luna sim. an anterior	2020 unitati	Var. an anterior
DACIA	3570	-32.2%	3570	-32.2%
VOLKSWAGEN	1320	72.5%	1320	72.5%
RENAULT	1141	-6.9%	1141	-6.9%
SKODA	1028	9.8%	1028	9.8%
HYUNDAI	884	48.8%	884	48.8%
TOYOTA	652	-4.7%	652	-4.7%
FORD	559	-41.3%	559	-41.3%
MERCEDES BENZ	380	56.4%	380	56.4%
NISSAN	329	-24.0%	329	-24.0%
SUZUKI	323	-10.3%	323	-10.3%
Rest	2182	-7.9%	2182	-
TOTAL	12368	-10.6%	12368	-10.6%



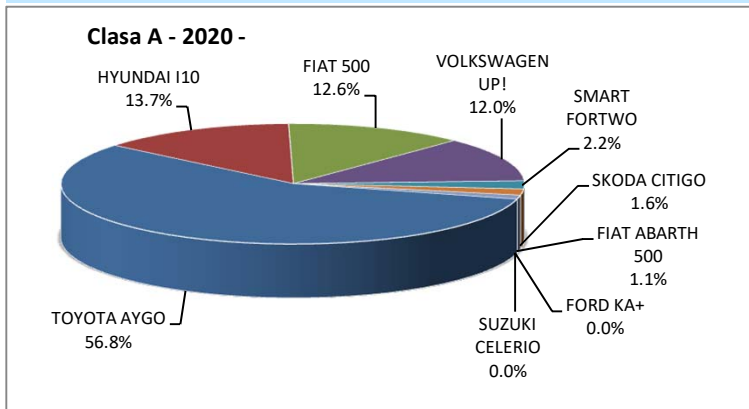
Top inmatriculari autoturisme - modele / Passenger car top - by model

MODEL	Ianuarie unitati	Var. luna sim. an anterior	2020 unitati	Var. an anterior
DACIA LOGAN	1506	-51.5%	1506	-51.5%
DACIA SANDERO	930	14.8%	930	14.8%
DACIA DUSTER	900	-11.1%	900	-11.1%
SKODA OCTAVIA	610	34.4%	610	34.4%
RENAULT CLIO	438	-18.1%	438	-18.1%
RENAULT MEGANE	299	-13.6%	299	-13.6%
HYUNDAI I20	282	32.4%	282	32.4%
NISSAN QASHQAI	280	-23.7%	280	-23.7%
FORD FOCUS	268	-10.4%	268	-10.4%
VOLKSWAGEN TOUAREG	247	357.4%	247	357.4%
Rest	6608	-0.4%	6608	-
TOTAL	12368	-10.6%	12368	-10.6%

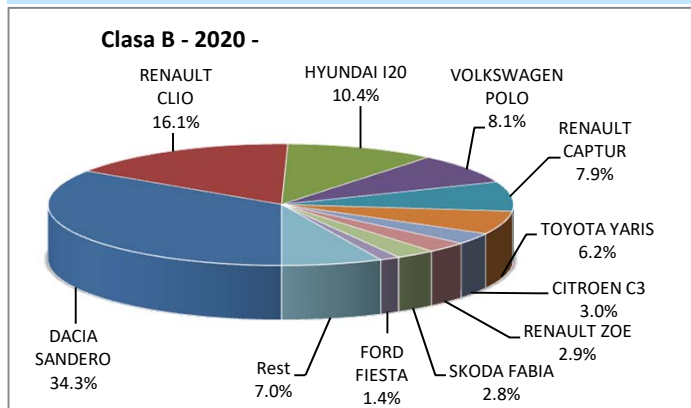


TOP 10 inmatriculari pe clase / TOP 10 passenger cars registrations by segment

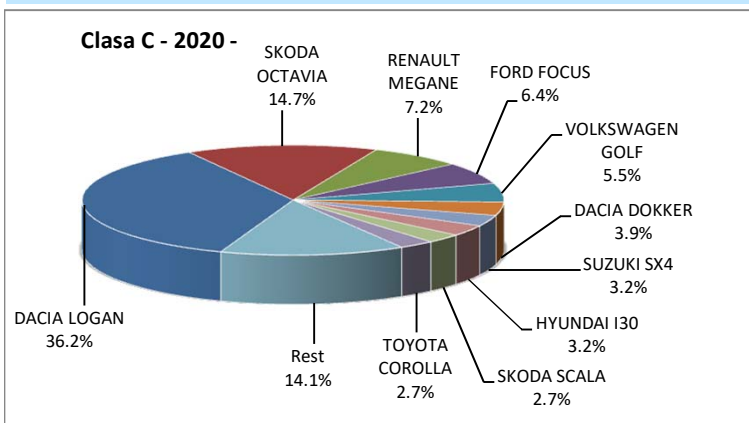
CLASA A Segment A		ianuarie		2020	2019	variatie
		unitati	pondere	unitati		2020/2019
TOYOTA	AYGO	104	56.8%	104	100	4.0%
HYUNDAI	I10	25	13.7%	25	17	47.1%
FIAT	500	23	12.6%	23	27	-14.8%
VOLKSWAGEN	UP!	22	12.0%	22	34	-35.3%
SMART	FORTWO	4	2.2%	4	6	-33.3%
SKODA	CITIGO	3	1.6%	3	19	-84.2%
FIAT	ABARTH 500	2	1.1%	2	0	-
FORD	KA+	0	0.0%	0	12	-
SUZUKI	CELERIO	0	0.0%	0	2	-
TOTAL		183	100%	183	217	-15.7%



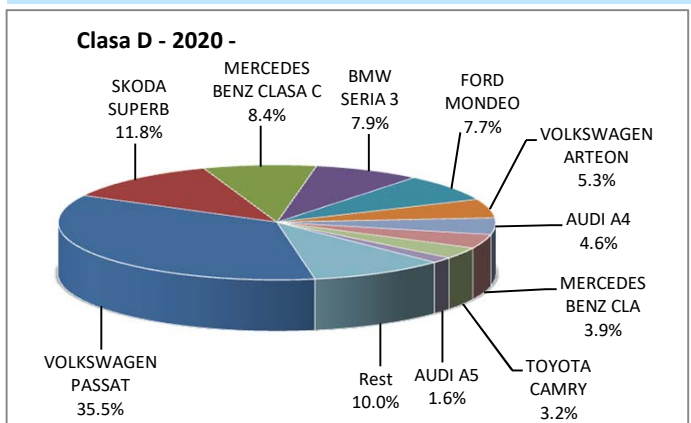
CLASA B Segment B		ianuarie		2020	2019	variatie
		unitati	pondere	unitati		2020/2019
DACIA	SANDERO	930	34.3%	930	810	14.8%
RENAULT	CLIO	438	16.1%	438	535	-18.1%
HYUNDAI	I20	282	10.4%	282	213	32.4%
VOLKSWAGEN	POLO	220	8.1%	220	198	11.1%
RENAULT	CAPTUR	213	7.9%	213	221	-3.6%
TOYOTA	YARIS	168	6.2%	168	143	17.5%
CITROEN	C3	82	3.0%	82	47	74.5%
RENAULT	ZOE	79	2.9%	79	11	-
SKODA	FABIA	75	2.8%	75	104	-27.9%
FORD	FIESTA	37	1.4%	37	170	-78.2%
Rest		189	7.0%	189	325	-
TOTAL		2713	100%	2713	2777	-2.3%



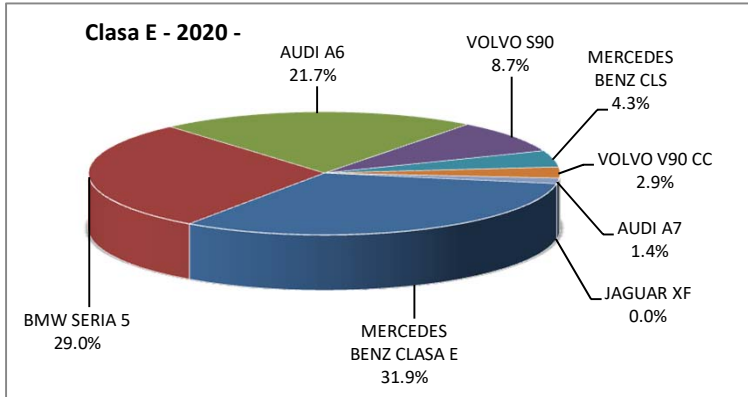
CLASA C Segment C		ianuarie		2020	2019	variatie
		unitati	pondere	unitati		2020/2019
DACIA	LOGAN	1506	36.2%	1506	3104	-51.5%
SKODA	OCTAVIA	610	14.7%	610	454	34.4%
RENAULT	MEGANE	299	7.2%	299	346	-13.6%
FORD	FOCUS	268	6.4%	268	299	-10.4%
VOLKSWAGEN	GOLF	228	5.5%	228	182	25.3%
DACIA	DOKKER	164	3.9%	164	227	-27.8%
SUZUKI	SX4	135	3.2%	135	106	27.4%
HYUNDAI	I30	134	3.2%	134	77	74.0%
SKODA	SCALA	113	2.7%	113	0	-
TOYOTA	COROLLA	112	2.7%	112	93	20.4%
Rest		588	14.1%	588	912	-
TOTAL		4157	100%	4157	5800	-28.3%



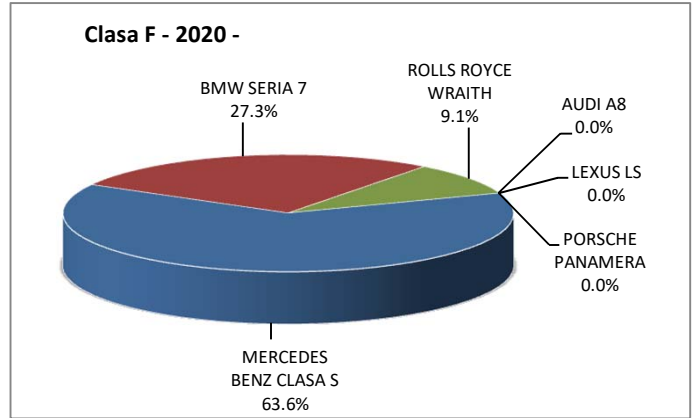
CLASA D Segment D		ianuarie		2020	2019	variatie
		unitati	pondere	unitati		2020/2019
VOLKSWAGEN	PASSAT	153	35.5%	153	87	75.9%
SKODA	SUPERB	51	11.8%	51	82	-37.8%
MERCEDES BENZ	CLASA C	36	8.4%	36	27	33.3%
BMW	SERIA 3	34	7.9%	34	40	-15.0%
FORD	MONDEO	33	7.7%	33	55	-40.0%
VOLKSWAGEN	ARTEON	23	5.3%	23	16	43.8%
AUDI	A4	20	4.6%	20	12	66.7%
MERCEDES BENZ	CLA	17	3.9%	17	12	41.7%
TOYOTA	CAMRY	14	3.2%	14	0	-
AUDI	A5	7	1.6%	7	7	0.0%
Rest		43	10.0%	43	91	-
TOTAL		431	100%	431	429	0.5%



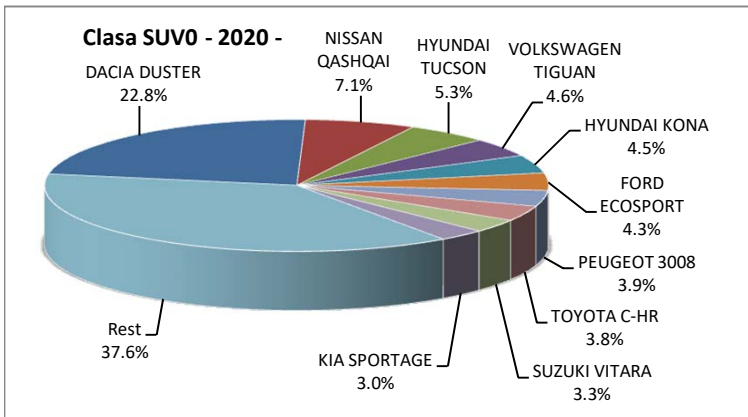
CLASA E		Ianuarie		2020	2019	variatie
Segment E		unitati	pondere	unitati		2020/2019
MERCEDES BENZ	CLASA E	22	31.9%	22	18	22.2%
BMW	SERIA 5	20	29.0%	20	30	-33.3%
AUDI	A6	15	21.7%	15	21	-28.6%
VOLVO	S90	6	8.7%	6	2	200.0%
MERCEDES BENZ	CLS	3	4.3%	3	8	-62.5%
VOLVO	V90 CC	2	2.9%	2	0	-
AUDI	A7	1	1.4%	1	3	-66.7%
JAGUAR	XF	0	0.0%	0	2	-
TOTAL		69	100%	69	84	-17.9%



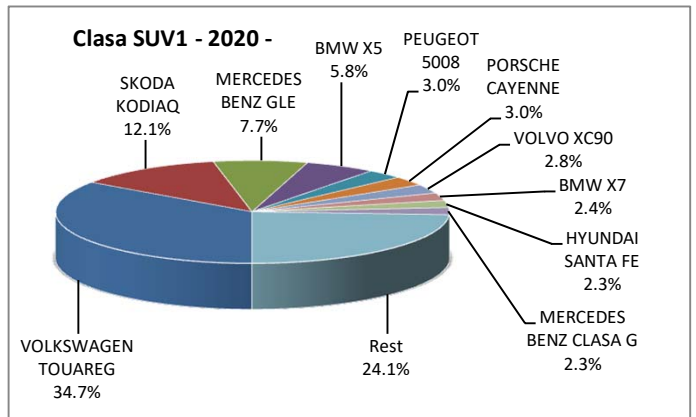
CLASA F		Ianuarie		2020	2019	variatie
Segment F		unitati	pondere	unitati		2020/2019
MERCEDES BENZ	CLASA S	7	63.6%	7	5	40.0%
BMW	SERIA 7	3	27.3%	3	3	0.0%
ROLLS ROYCE	WRAITH	1	9.1%	1	0	-
AUDI	A8	0	0.0%	0	2	-
LEXUS	LS	0	0.0%	0	1	-
PORSCHE	PANAMERA	0	0.0%	0	1	-
TOTAL		11	100%	11	12	-8.3%



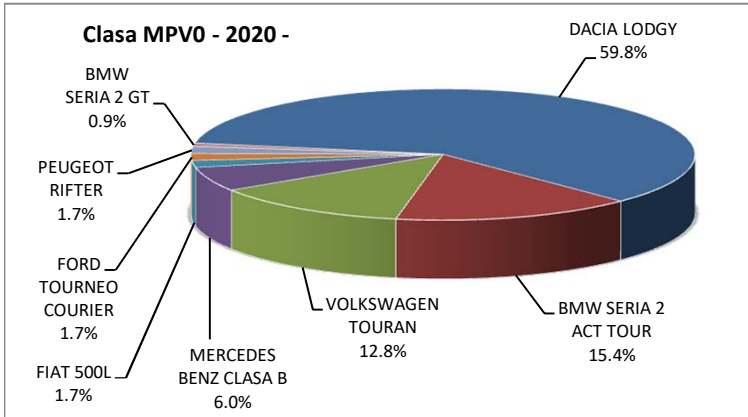
CLASA SUV0		Ianuarie		2020	2019	variatie
Segment SUV0		unitati	pondere	unitati		2020/2019
DACIA	DUSTER	900	22.8%	900	1012	-11.1%
NISSAN	QASHQAI	280	7.1%	280	367	-23.7%
HYUNDAI	TUCSON	211	5.3%	211	171	23.4%
VOLKSWAGEN	TIGUAN	181	4.6%	181	126	43.7%
HYUNDAI	KONA	176	4.5%	176	92	91.3%
FORD	ECOSPORT	169	4.3%	169	278	-39.2%
PEUGEOT	3008	154	3.9%	154	58	165.5%
TOYOTA	C-HR	149	3.8%	149	177	-15.8%
SUZUKI	VITARA	129	3.3%	129	168	-23.2%
KIA	SPORTAGE	118	3.0%	118	105	12.4%
Rest		1487	37.6%	1487	1288	-
TOTAL		3954	100%	3954	3842	2.9%



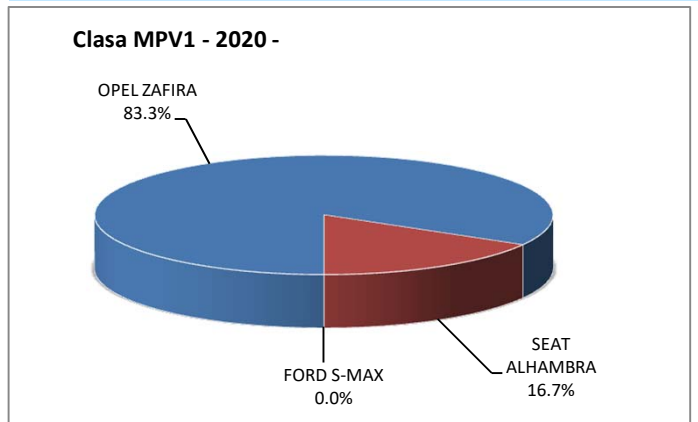
CLASA SUV1		Ianuarie		2020	2019	variatie
Segment SUV1		unitati	pondere	unitati		2020/2019
VOLKSWAGEN	TOUAREG	247	34.7%	247	54	357.4%
SKODA	KODIAQ	86	12.1%	86	76	13.2%
MERCEDES BENZ	GLE	55	7.7%	55	34	61.8%
BMW	X5	41	5.8%	41	65	-36.9%
PEUGEOT	5008	21	3.0%	21	13	61.5%
PORSCHE	CAYENNE	21	3.0%	21	1	-
VOLVO	XC90	20	2.8%	20	22	-9.1%
BMW	X7	17	2.4%	17	0	-
HYUNDAI	SANTA FE	16	2.3%	16	17	-5.9%
MERCEDES BENZ	CLASA G	16	2.3%	16	15	6.7%
Rest		171	24.1%	171	220	-
TOTAL		711	100%	711	517	37.5%



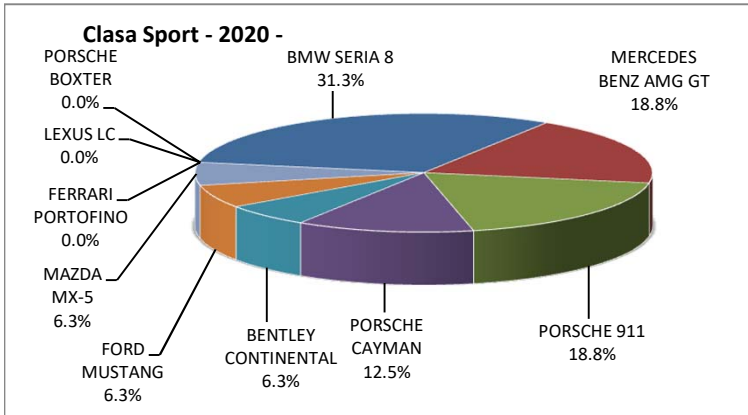
CLASA MPV0		Ianuarie		2020	2019	variatie
Segment MPV0		unitati	pondere	unitati		2020/2019
DACIA	LODGY	70	59.8%	70	116	-39.7%
BMW	SERIA 2 ACT TOUR	18	15.4%	18	2	-
VOLKSWAGEN	TOURAN	15	12.8%	15	3	400.0%
MERCEDES BENZ	CLASA B	7	6.0%	7	1	-
FIAT	500L	2	1.7%	2	0	-
FORD	TOURNEO COURIER	2	1.7%	2	6	-66.7%
PEUGEOT	RIFTER	2	1.7%	2	0	-
BMW	SERIA 2 GT	1	0.9%	1	2	-50.0%
TOTAL		117	100%	117	130	-10.0%



CLASA MPV1		Ianuarie		2020	2019	variatie
Segment MPV1		unitati	pondere	unitati		2020/2019
OPEL	ZAFIRA	5	83.3%	5	2	150.0%
SEAT	ALHAMBRA	1	16.7%	1	0	-
FORD	S-MAX	0	0.0%	0	1	-
TOTAL		6	100%	6	3	100.0%

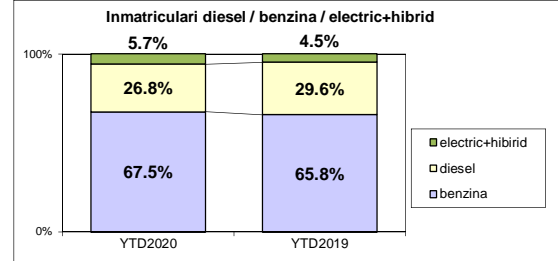
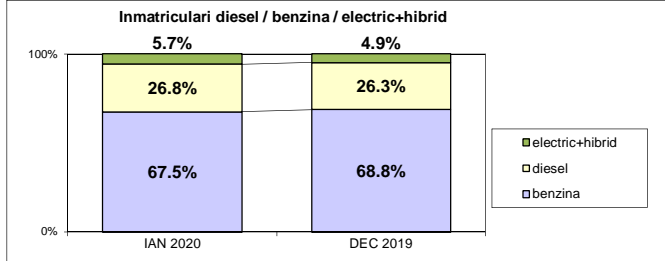


CLASA Sport		Ianuarie		2020	2019	variatie
Segment Sport		unitati	pondere	unitati		2020/2019
BMW	SERIA 8	5	31.3%	5	6	-16.7%
MERCEDES BENZ	AMG GT	3	18.8%	3	0	-
PORSCHE	911	3	18.8%	3	0	-
PORSCHE	CAYMAN	2	12.5%	2	1	100.0%
BENTLEY	CONTINENTAL	1	6.3%	1	3	-66.7%
FORD	MUSTANG	1	6.3%	1	7	-85.7%
MAZDA	MX-5	1	6.3%	1	0	-
FERRARI	PORTOFINO	0	0.0%	0	1	-
LEXUS	LC	0	0.0%	0	1	-
PORSCHE	BOXTER	0	0.0%	0	1	-
TOTAL		16	100%	16	20	-20.0%



	benzina		diesel		electric+hibrid		total
IAN 2020	8353	67.5%	3313	26.8%	702	5.7%	12 368
DEC 2019	9360	68.8%	3583	26.3%	662	4.9%	13 605

	benzina		diesel		electric+hibrid		total
YTD2020	8353	67.5%	3313	26.8%	702	5.7%	12 368
YTD2019	9106	65.8%	4099	29.6%	626	4.5%	13 831



Inmatriculari autoturisme in functie de tipul de combustibil / Passenger car registrations by fuel type

Luna/An	2020		Pondere		Variatie 20/19		Top Marci - Electrice			Top Marci - Plug-in			Top Marci - Hibride					
	diesel	benzina	diesel	benzina	diesel	benzina	MARCA	2020	2019	Var. %	MARCA	2020	2019	Var. %	MARCA	2020	2019	Var. %
ianuarie	3 313	8 353	28.4%	71.6%	-19.2%	-8.3%	RENAULT	79	11	-	BMW	15	5	200.0%	TOYOTA	384	448	-14.3%
februarie	-	-	-	-	-	-	VOLKSWAGEN	25	21	19.0%	MINISUBISHI	13	8	62.5%	LEXUS	33	41	-19.5%
martie	-	-	-	-	-	-	BMW	19	23	-17.4%	PORSCHE	8	0	-	SUZUKI	30	1	-
aprilie	-	-	-	-	-	-	NISSAN	18	15	20.0%	VOLVO	7	9	-22.2%	HONDA	20	0	-
mai	-	-	-	-	-	-	SMART	11	14	-21.4%	KIA	5	8	-37.5%	FORD	5	8	-37.5%
iunie	-	-	-	-	-	-	JAGUAR	5	0	-	MINI	4	1	300.0%	HYUNDAI	3	3	0.0%
iulie	-	-	-	-	-	-	AUDI	3	0	-	VOLKSWAGEN	4	0	-	-	-	-	-
august	-	-	-	-	-	-	MERCEDES BENZ	2	1	100.0%	TOYOTA	3	0	-	-	-	-	-
septembrie	-	-	-	-	-	-	HYUNDAI	1	0	-	LAND ROVER	2	4	-50.0%	-	-	-	-
octombrie	-	-	-	-	-	-	TESLA MOTORS	1	0	-	MERCEDES BENZ	2	0	-	-	-	-	-
noiembrie	-	-	-	-	-	-	KIA	0	5	-	-	-	-	-	-	-	-	-
decembrie	-	-	-	-	-	-	TOTAL	164	90	82.2%	TOTAL	63	35	80.0%	TOTAL	475	501	-5.2%
Total	3 313	8 353	28.4%	71.6%	-11.2%	-20.0%												

Top 10 Autoturisme in functie de tipul de alimentare - marci / Top 10 passenger car sales by fuel type and make

Top 10 diesel - marci

MARCA	ianuarie 2020	2020	Pondere %	Var. an anterior
DACIA	1056	1056	31.9%	-38.6%
VOLKSWAGEN	711	711	21.5%	100.3%
SKODA	388	388	11.7%	-11.2%
FORD	193	193	5.8%	-41.7%
PEUGEOT	187	187	5.6%	179.1%
BMW	163	163	4.9%	-38.5%
MERCEDES BENZ	151	151	4.6%	5.6%
CITROEN	71	71	2.1%	-
AUDI	60	60	1.8%	-45.5%
RENAULT	58	58	1.8%	-71.6%
Rest	275	275	8.3%	-
TOTAL	3313	3313	100.0%	-19.2%

Top 10 benzina - marci

MARCA	ianuarie 2020	2020	Pondere %	Var. an anterior
DACIA	2514	2514	30.1%	-29.1%
RENAULT	1004	1004	12.0%	-0.7%
HYUNDAI	848	848	10.2%	61.2%
SKODA	640	640	7.7%	28.3%
VOLKSWAGEN	580	580	6.9%	49.1%
FORD	361	361	4.3%	-41.2%
SUZUKI	293	293	3.5%	-17.5%
NISSAN	282	282	3.4%	-18.0%
TOYOTA	255	255	3.1%	15.9%
KIA	232	232	2.8%	57.8%
Rest	1344	1344	16.1%	-
TOTAL	8353	8353	100%	-8.3%

Top 10 Autoturisme in functie de tipul de alimentare - modele / Top 10 passenger car sales by fuel type and model

Top 10 diesel - model

MODEL	ianuarie 2020	2020	Pondere %	Var. an anterior
DACIA DUSTER	670	670	20.2%	-23.4%
VOLKSWAGEN TOUAREG	245	245	7.4%	353.7%
DACIA LOGAN	234	234	7.1%	-50.7%
SKODA OCTAVIA	227	227	6.9%	-8.8%
FORD FOCUS	130	130	3.9%	7.4%
PEUGEOT 3008	124	124	3.7%	359.3%
VOLKSWAGEN PASSAT	104	104	3.1%	36.8%
VOLKSWAGEN GOLF	103	103	3.1%	77.6%
VOLKSWAGEN TIGUAN	83	83	2.5%	-24.5%
VOLKSWAGEN T-CROSS	73	73	2.2%	-
Rest	1320	1320	39.8%	-
TOTAL	3313	3313	100.0%	-19.2%

Top 10 benzina - model

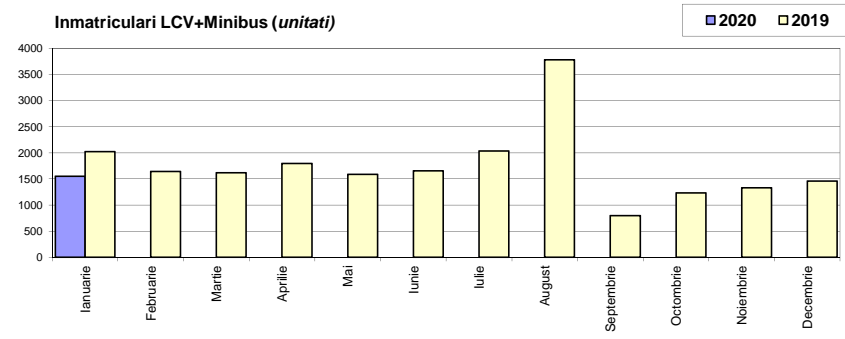
MODEL	ianuarie 2020	2020	Pondere %	Var. an anterior
DACIA LOGAN	1272	1272	15.2%	-51.6%
DACIA SANDERO	882	882	10.6%	20.5%
RENAULT CLIO	431	431	5.2%	5.1%
SKODA OCTAVIA	383	383	4.6%	86.8%
HYUNDAI I20	282	282	3.4%	32.4%
RENAULT MEGANE	270	270	3.2%	-18.2%
NISSAN QASHQAI	261	261	3.1%	-14.7%
DACIA DUSTER	230	230	2.8%	67.9%
VOLKSWAGEN POLO	220	220	2.6%	18.3%
RENAULT CAPTUR	213	213	2.5%	15.8%
Rest	3909	3909	46.8%	-
TOTAL	8353	8353	100.0%	-8.3%

Distributia inmatricularilor dupa tipul de tractiune 4x4 / Registrations breakdown on four wheel drive

Marca	2020			2019	Var. an anterior %
	unitati	din total 4x4	din total marca		
DACIA	708	26.9%	19.8%	836	-15.3%
VOLKSWAGEN	374	14.2%	28.3%	152	146.1%
MERCEDES BENZ	249	9.5%	65.5%	192	29.7%
SUZUKI	222	8.4%	68.7%	191	16.2%
BMW	217	8.3%	75.9%	271	-19.9%
HYUNDAI	114	4.3%	12.9%	168	-32.1%
SKODA	100	3.8%	9.7%	120	-16.7%
TOYOTA	97	3.7%	14.9%	83	16.9%
MAZDA	85	3.2%	36.5%	118	-28.0%
AUDI	69	2.6%	65.7%	91	-24.2%
LAND ROVER	65	2.5%	100.0%	69	-5.8%
KIA	60	2.3%	21.6%	62	-3.2%
VOLVO	47	1.8%	82.5%	73	-35.6%
PORSCHE	30	1.1%	90.9%	2	-
MINISUBISHI	30	1.1%	66.7%	30	0.0%
Rest	161	6.1%	5.2%	295	-45.4%
TOTAL	2628	100.0%	21.2%	2753	-4.5%

Inmatriculari comerciale usoare si minibus / LCV & Minibus registrations

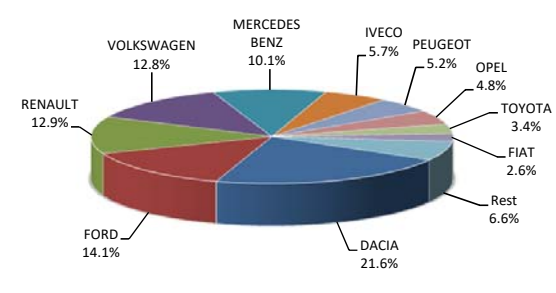
Luna/An	2020	2019	Variatie
Ianuarie	1 549	2 024	-23.5%
Februarie		1 641	
Martie		1 615	
Aprilie		1 794	
Mai		1 590	
Iunie		1 656	
Iulie		2 033	
August		3 780	
Septembrie		796	
Octombrie		1 235	
Noiembrie		1 327	
Decembrie		1 457	
Total	1 549	2 024	-23.5%



Inmatriculari comerciale <3.5t si minibus - marci / LCV + minibus registrations by make

MARCA	Ianuarie unitati	Var. luna sim. an anterior	2020 unitati	Var. an anterior
DACIA	335	-5.1%	335	-5.1%
FORD	218	-33.5%	218	-33.5%
RENAULT	200	-37.9%	200	-37.9%
VOLKSWAGEN	198	32.9%	198	32.9%
MERCEDES BENZ	157	-39.8%	157	-39.8%
IVECO	89	-31.5%	89	-31.5%
PEUGEOT	81	-10.0%	81	-10.0%
OPEL	75	-16.7%	75	-16.7%
TOYOTA	52	-16.1%	52	-16.1%
FIAT	41	-60.6%	41	-60.6%
Rest	103	-23.7%	103	-23.7%
TOTAL	1549	-23.5%	1549	-23.5%

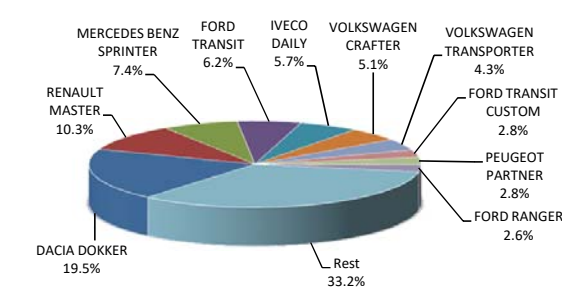
Inmatriculari LCV si minibus - marci - 2020



Inmatriculari comerciale <3.5t si minibus - modele / LCV + minibus registrations by models

MODEL	Ianuarie unitati	Var. luna sim. an anterior	2020 unitati	Var. an anterior
DACIA DOKKER	302	57.3%	302	57.3%
RENAULT MASTER	159	-42.8%	159	-42.8%
MERCEDES BENZ SPRINTER	115	-43.6%	115	-43.6%
FORD TRANSIT	96	-28.9%	96	-28.9%
IVECO DAILY	89	-31.5%	89	-31.5%
VOLKSWAGEN CRAFTER	79	14.5%	79	14.5%
VOLKSWAGEN TRANSPORTER	67	235.0%	67	235.0%
FORD TRANSIT CUSTOM	43	-47.6%	43	-47.6%
PEUGEOT PARTNER	43	-	43	-
FORD RANGER	41	-33.9%	41	-33.9%
Rest	515	-39.5%	515	-39.5%
TOTAL	1549	-23.5%	1549	-23.5%

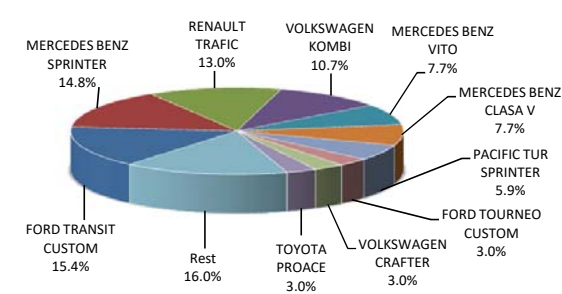
Inmatriculari LCV si minibus - modele - 2020



Inmatriculari minibus - modele / Minibus registrations by models

MODEL	Ianuarie unitati	Var. luna sim. an anterior	2020 unitati	Var. an anterior
FORD TRANSIT CUSTOM	26	-25.7%	26	-25.7%
MERCEDES BENZ SPRINTER	25	-67.5%	25	-67.5%
RENAULT TRAFIC	22	340.0%	22	340.0%
VOLKSWAGEN KOMBI	18	0.0%	18	0.0%
MERCEDES BENZ VITO	13	-23.5%	13	-23.5%
MERCEDES BENZ CLASA V	13	0.0%	13	0.0%
PACIFIC TUR SPRINTER	10	-	10	-
FORD TOURNEO CUSTOM	5	0.0%	5	0.0%
VOLKSWAGEN CRAFTER	5	-75.0%	5	-75.0%
TOYOTA PROACE	5	0.0%	5	0.0%
Rest	27	-12.9%	27	-12.9%
TOTAL	169	-25.2%	169	-25.2%

Inmatriculari minibus - modele - 2020



Inmatriculari pick-up - modele / Pick-up registrations by models

MODEL	Ianuarie unitati	Var. luna sim. an anterior	2020 unitati	Var. an anterior
FORD RANGER	41	-33.9%	41	-33.9%
TOYOTA HILUX	38	-19.1%	38	-19.1%
NISSAN NAVARA	29	123.1%	29	123.1%
MITSUBISHI L200	12	-25.0%	12	-25.0%
ISUZU D-MAX	10	-77.3%	10	-77.3%
MERCEDES BENZ CLASA X	7	-56.3%	7	-56.3%
TOTAL	137	-31.8%	137	-31.8%

Inmatriculari pick-up - modele - 2020

