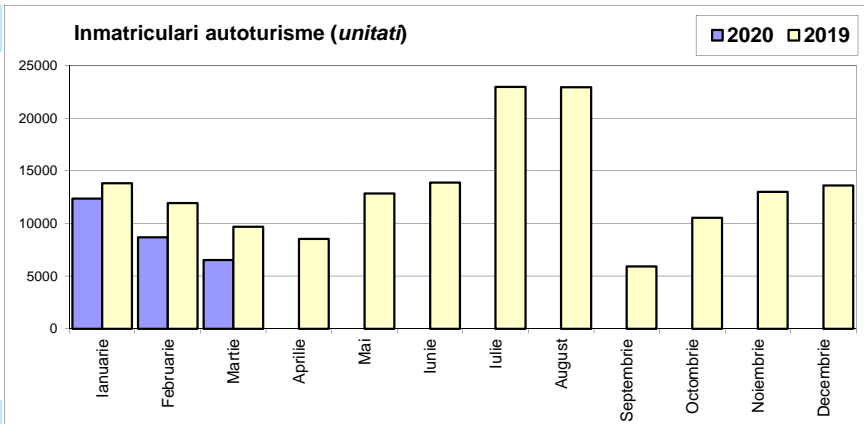


Inmatriculari autoturisme / Passenger car registrations

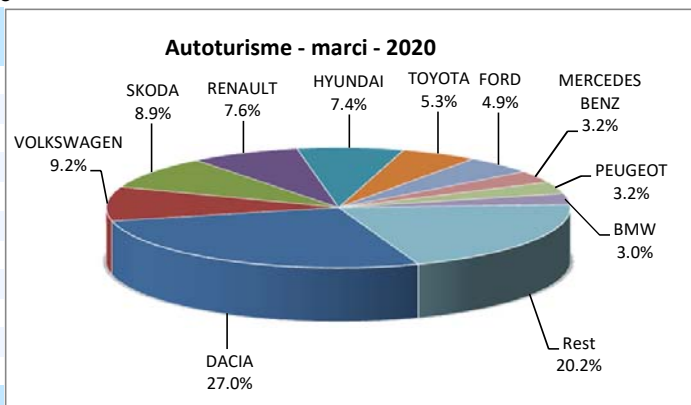
Luna/An	2020	2019	Variatie
Ianuarie	12 368	13 831	-10.6%
Februarie	8 688	11 927	-27.2%
Martie	6 532	9 699	-32.7%
Aprilie		8 521	
Mai		12 855	
Iunie		13 877	
Iulie		22 975	
August		22 952	
Septembrie		5 929	
Octombrie		10 532	
Noiembrie		12 993	
Decembrie		13 605	
Total	27 588	35 457	-22.2%

159 696



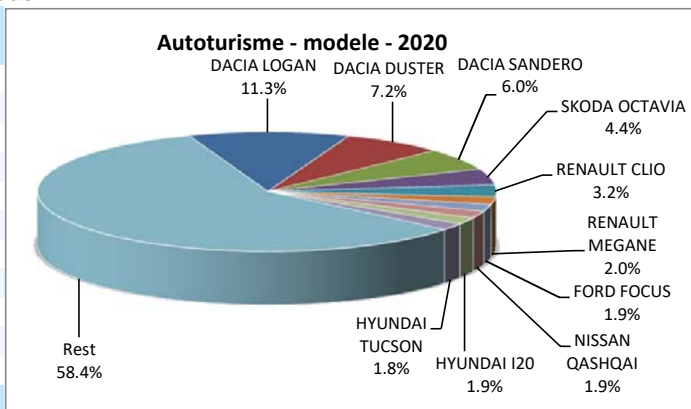
Top inmatriculari autoturisme - marci / Passenger car top - by make

MARCA	Martie unitati	Var. luna sim. an anterior	2020 unitati	Var. an anterior
DACIA	1693	-39.5%	7437	-38.4%
VOLKSWAGEN	530	-12.3%	2535	17.1%
SKODA	632	-19.4%	2454	-3.4%
RENAULT	316	-65.2%	2106	-29.7%
HYUNDAI	492	2.5%	2040	20.3%
TOYOTA	317	-15.7%	1473	-7.1%
FORD	325	-56.8%	1359	-49.9%
MERCEDES BENZ	242	3.9%	893	27.4%
PEUGEOT	315	43.2%	893	25.6%
BMW	251	-24.4%	833	-11.9%
Rest	1419	-35.8%	5565	-24.1%
TOTAL	6532	-32.7%	27588	-22.2%



Top inmatriculari autoturisme - modele / Passenger car top - by model

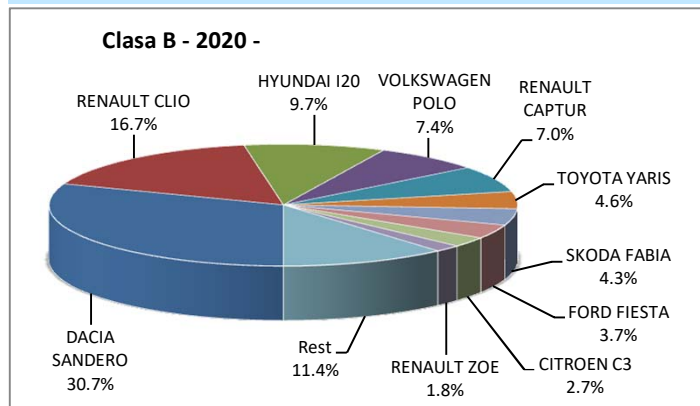
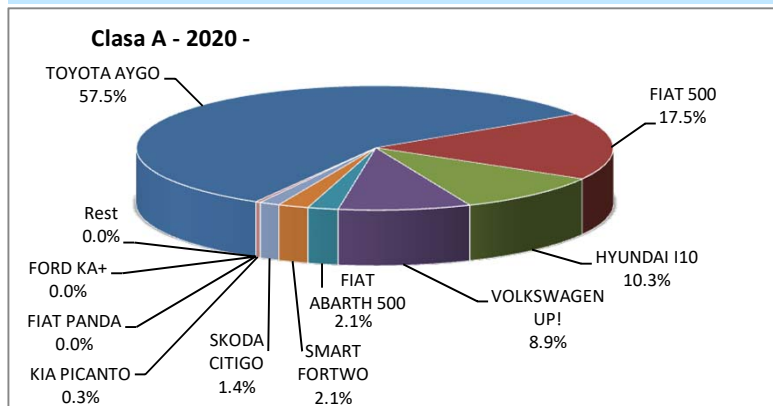
MODEL	Martie unitati	Var. luna sim. an anterior	2020 unitati	Var. an anterior
DACIA LOGAN	676	-54.0%	3111	-54.4%
DACIA DUSTER	517	-18.5%	1990	-16.9%
DACIA SANDERO	266	-49.5%	1642	-19.2%
SKODA OCTAVIA	204	-35.8%	1202	2.0%
RENAULT CLIO	124	-75.0%	892	-31.8%
RENAULT MEGANE	102	-59.7%	557	-38.1%
FORD FOCUS	124	-57.8%	529	-45.9%
NISSAN QASHQAI	110	-62.1%	526	-45.5%
HYUNDAI I20	103	-29.9%	522	-9.7%
HYUNDAI TUCSON	151	-13.2%	507	-4.0%
Rest	4155	-18.5%	16110	-9.4%
TOTAL	6532	-32.7%	27588	-22.2%



TOP 10 inmatriculari pe clase / TOP 10 passenger cars registrations by segment

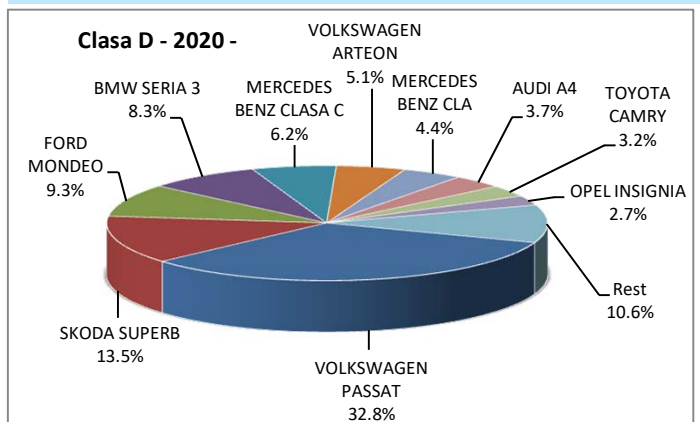
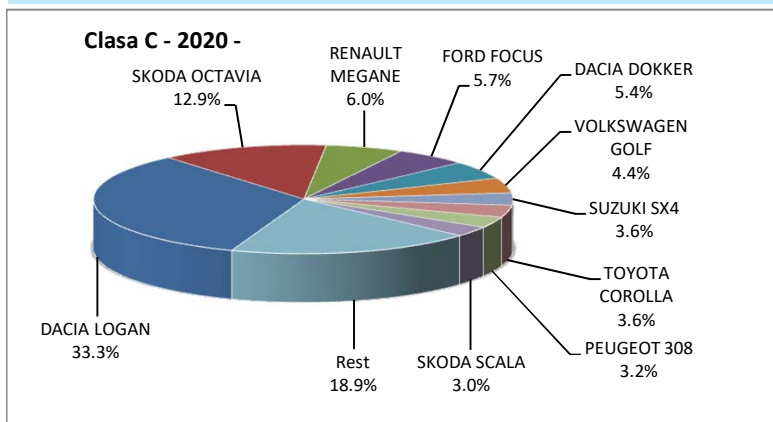
CLASA A		Martie		2020	2019	variatie
Segment A		unitati	pondere	unitati		2020/2019
TOYOTA	AYGO	18	48.6%	168	223	-24.7%
FIAT	500	15	40.5%	51	58	-12.1%
HYUNDAI	I10	0	0.0%	30	38	-21.1%
VOLKSWAGEN	UP!	2	5.4%	26	103	-74.8%
FIAT	ABARTH 500	2	5.4%	6	1	500.0%
SMART	FORTWO	0	0.0%	6	18	-66.7%
SKODA	CITIGO	0	0.0%	4	56	-92.9%
KIA	PICANTO	0	0.0%	1	2	-50.0%
FIAT	PANDA	0	0.0%	0	1	-
FORD	KA+	0	0.0%	0	26	-
Rest		0	0.0%	0	3	-
TOTAL		37	100%	292	529	-44.8%

CLASA B		Martie		2020	2019	variatie
Segment B		unitati	pondere	unitati		2020/2019
DACIA	SANDERO	266	27.3%	1642	2033	-19.2%
RENAULT	CLIO	124	12.7%	892	1308	-31.8%
HYUNDAI	I20	103	10.6%	522	578	-9.7%
VOLKSWAGEN	POLO	50	5.1%	397	602	-34.1%
RENAULT	CAPTUR	62	6.4%	375	535	-29.9%
TOYOTA	YARIS	37	3.8%	244	391	-37.6%
SKODA	FABIA	62	6.4%	233	211	10.4%
FORD	FIESTA	34	3.5%	200	430	-53.5%
CITROEN	C3	32	3.3%	143	138	3.6%
RENAULT	ZOE	1	0.1%	97	42	131.0%
Rest		204	20.9%	612	887	-
TOTAL		975	100%	5357	7155	-25.1%



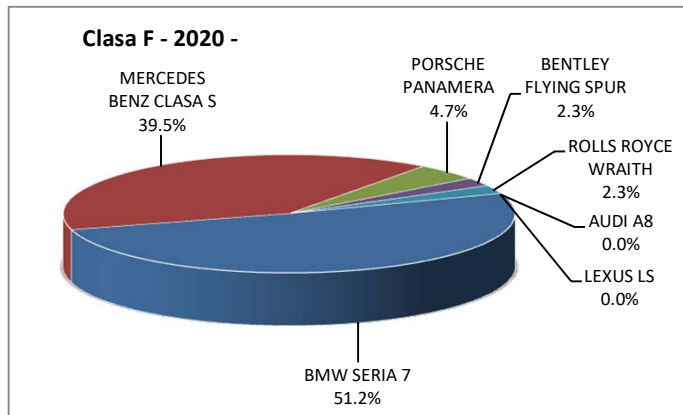
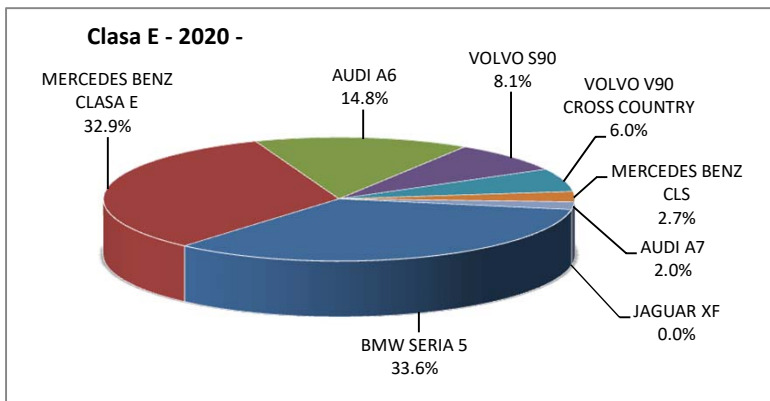
CLASA C		Martie		2020	2019	variatie
Segment C		unitati	pondere	unitati		2020/2019
DACIA	LOGAN	676	30.8%	3111	6819	-54.4%
SKODA	OCTAVIA	204	9.3%	1202	1178	2.0%
RENAULT	MEGANE	102	4.6%	557	900	-38.1%
FORD	FOCUS	124	5.6%	529	978	-45.9%
DACIA	DOKKER	189	8.6%	504	571	-11.7%
VOLKSWAGEN	GOLF	87	4.0%	415	529	-21.6%
SUZUKI	SX4	39	1.8%	341	245	39.2%
TOYOTA	COROLLA	71	3.2%	338	191	77.0%
PEUGEOT	308	157	7.1%	303	93	225.8%
SKODA	SCALA	107	4.9%	283	0	-
Rest		440	20.0%	1763	2713	-
TOTAL		2196	100%	9346	14217	-34.3%

CLASA D		Martie		2020	2019	variatie
Segment D		unitati	pondere	unitati		2020/2019
VOLKSWAGEN	PASSAT	107	33.3%	386	188	105.3%
SKODA	SUPERB	51	15.9%	159	265	-40.0%
FORD	MONDEO	31	9.7%	109	171	-36.3%
BMW	SERIA 3	28	8.7%	98	109	-10.1%
MERCEDES BENZ	CLASA C	7	2.2%	73	77	-5.2%
VOLKSWAGEN	ARTEON	16	5.0%	60	41	46.3%
MERCEDES BENZ	CLA	15	4.7%	52	32	62.5%
AUDI	A4	14	4.4%	44	47	-6.4%
TOYOTA	CAMRY	12	3.7%	38	0	-
OPEL	INSIGNIA	9	2.8%	32	73	-56.2%
Rest		31	9.7%	125	193	-
TOTAL		321	100%	1176	1196	-1.7%



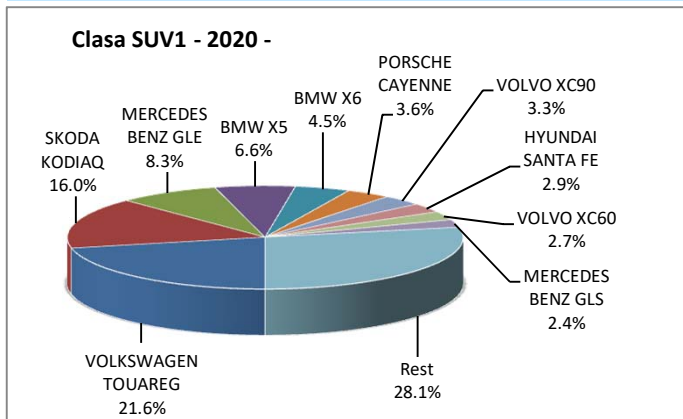
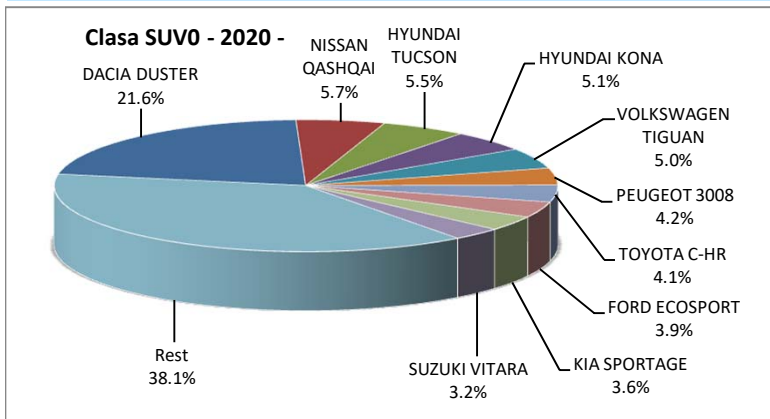
CLASA E		Martie		2020	2019	variatie
Segment E		unitati	pondere	unitati	unitati	2020/2019
BMW	SERIA 5	12	30.8%	50	114	-56.1%
MERCEDES BENZ	CLASA E	16	41.0%	49	61	-19.7%
AUDI	A6	4	10.3%	22	33	-33.3%
VOLVO	S90	1	2.6%	12	5	140.0%
VOLVO	V90 CROSS COUNTRY	5	12.8%	9	2	350.0%
MERCEDES BENZ	CLS	0	0.0%	4	22	-81.8%
AUDI	A7	1	2.6%	3	4	-25.0%
JAGUAR	XF	0	0.0%	0	5	-
TOTAL		39	100%	149	246	-39.4%

CLASA F		Martie		2020	2019	variatie
Segment F		unitati	pondere	unitati	unitati	2020/2019
BMW	SERIA 7	8	53.3%	22	11	100.0%
MERCEDES BENZ	CLASA S	5	33.3%	17	34	-50.0%
PORSCHE	PANAMERA	1	6.7%	2	4	-50.0%
BENTLEY	FLYING SPUR	1	6.7%	1	0	-
ROLLS ROYCE	WRAITH	0	0.0%	1	0	-
AUDI	A8	0	0.0%	0	6	-
LEXUS	LS	0	0.0%	0	1	-
TOTAL		15	100%	43	56	-23.2%

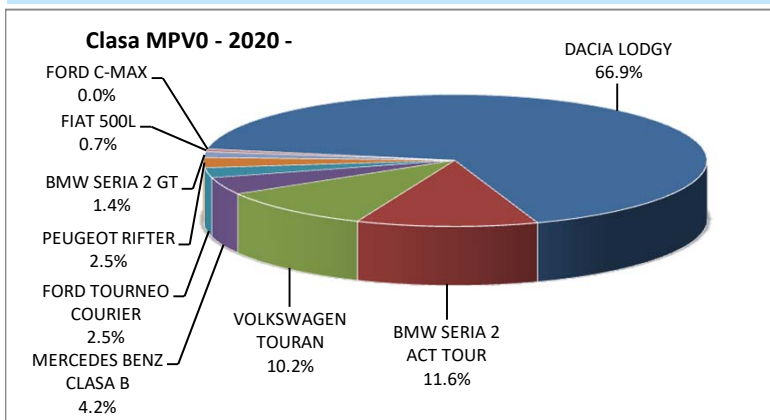


CLASA SUV0		Martie		2020	2019	variatie
Segment SUV0		unitati	pondere	unitati	unitati	2020/2019
DACIA	DUSTER	517	21.4%	1990	2395	-16.9%
NISSAN	QASHQAI	110	4.6%	526	966	-45.5%
HYUNDAI	TUCSON	151	6.3%	507	528	-4.0%
HYUNDAI	KONA	91	3.8%	471	215	119.1%
VOLKSWAGEN	TIGUAN	136	5.6%	461	346	33.2%
PEUGEOT	3008	96	4.0%	385	336	14.6%
TOYOTA	C-HR	99	4.1%	382	426	-10.3%
FORD	ECOSPORT	80	3.3%	357	683	-47.7%
KIA	SPORTAGE	105	4.3%	334	318	5.0%
SUZUKI	VITARA	65	2.7%	291	499	-41.7%
Rest		964	39.9%	3508	3641	-
TOTAL		2414	100%	9212	10353	-11.0%

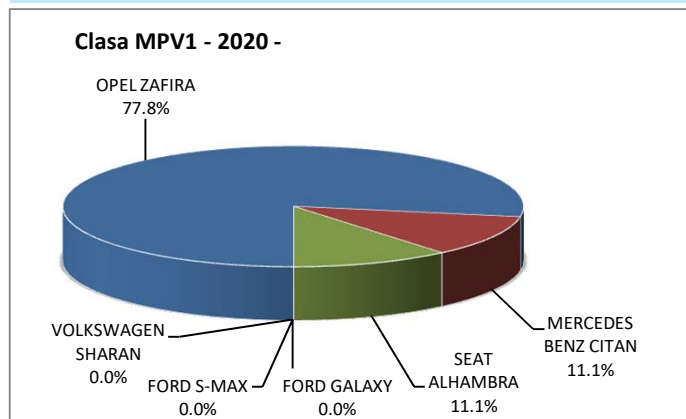
CLASA SUV1		Martie		2020	2019	variatie
Segment SUV1		unitati	pondere	unitati	unitati	2020/2019
VOLKSWAGEN	TOUAREG	55	12.1%	359	133	169.9%
SKODA	KODIAQ	98	21.5%	266	195	36.4%
MERCEDES BENZ	GLE	41	9.0%	138	68	102.9%
BMW	X5	37	8.1%	109	185	-41.1%
BMW	X6	30	6.6%	75	30	150.0%
PORSCHE	CAYENNE	15	3.3%	60	1	-
VOLVO	XC90	23	5.1%	55	44	25.0%
HYUNDAI	SANTA FE	14	3.1%	48	36	33.3%
VOLVO	XC60	17	3.7%	45	81	-44.4%
MERCEDES BENZ	GLS	12	2.6%	40	6	-
Rest		113	24.8%	467	528	-
TOTAL		455	100%	1662	1307	27.2%



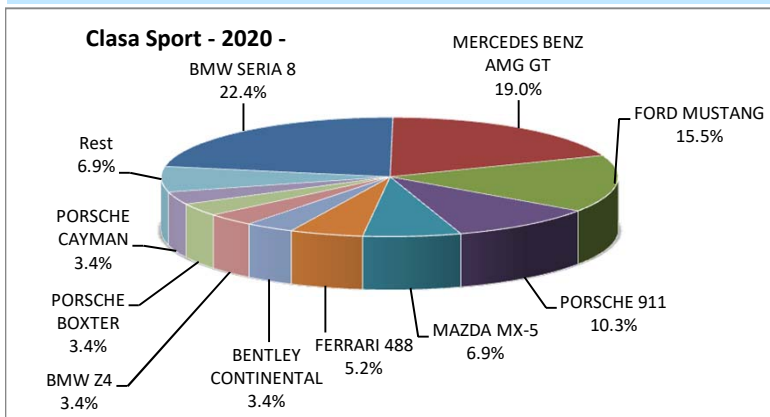
CLASA MPV0		Martie		2020	2019	variatie
Segment MPV0		unitati	pondere	unitati	unitati	2020/2019
DACIA	LODGY	45	77.6%	190	264	-28.0%
BMW	SERIA 2 ACT TOUR	4	6.9%	33	20	65.0%
VOLKSWAGEN	TOURAN	2	3.4%	29	9	222.2%
MERCEDES BENZ	CLASA B	2	3.4%	12	3	300.0%
FORD	TOURNEO COURIER	0	0.0%	7	18	-61.1%
PEUGEOT	RIFTER	4	6.9%	7	0	-
BMW	SERIA 2 GT	1	1.7%	4	5	-20.0%
FIAT	500L	0	0.0%	2	0	-
FORD	C-MAX	0	0.0%	0	1	-
TOTAL		58	100%	284	320	-11.3%



CLASA MPV1		Martie		2020	2019	variatie
Segment MPV1		unitati	pondere	unitati	unitati	2020/2019
OPEL	ZAFIRA	1	100.0%	7	3	133.3%
MERCEDES BENZ	CITAN	0	0.0%	1	0	-
SEAT	ALHAMBRA	0	0.0%	1	0	-
FORD	GALAXY	0	0.0%	0	1	-
FORD	S-MAX	0	0.0%	0	6	-
VOLKSWAGEN	SHARAN	0	0.0%	0	1	-
TOTAL		1	100%	9	11	-18.2%

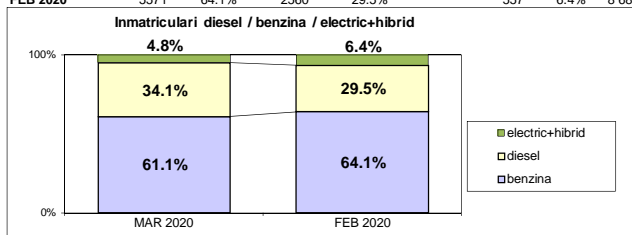


CLASA Sport		Martie		2020	2019	variatie
Segment Sport		unitati	pondere	unitati	unitati	2020/2019
BMW	SERIA 8	5	23.8%	13	18	-27.8%
MERCEDES BENZ	AMG GT	4	19.0%	11	5	120.0%
FORD	MUSTANG	5	23.8%	9	18	-50.0%
PORSCHE	911	1	4.8%	6	2	200.0%
MAZDA	MX-5	0	0.0%	4	3	33.3%
FERRARI	488	3	14.3%	3	1	200.0%
BENTLEY	CONTINENTAL	1	4.8%	2	5	-60.0%
BMW	Z4	0	0.0%	2	1	100.0%
PORSCHE	BOXTER	1	4.8%	2	1	100.0%
PORSCHE	CAYMAN	0	0.0%	2	3	-33.3%
Rest		1	4.8%	4	10	-60.0%
TOTAL		21	100%	58	67	-13.4%

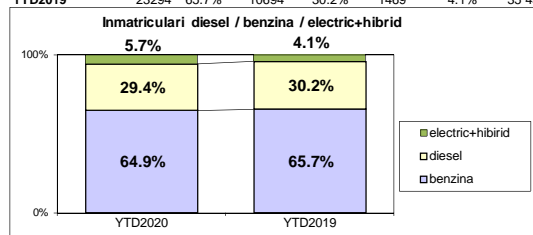


Segmentare dupa tipul de combustibil / Segmentation by type of fuel

	benzina		diesel		electric+hibrid		total
MAR 2020	3990	61.1%	2226	34.1%	316	4.8%	6 532
FEB 2020	5571	64.1%	2560	29.5%	557	6.4%	8 688



	benzina		diesel		electric+hibrid		total
YTD2020	17914	64.9%	8099	29.4%	1575	5.7%	27 588
YTD2019	23294	65.7%	10694	30.2%	1469	4.1%	35 457



Inmatriculări autoturisme in functie de tipul de combustibil / Passenger car registrations by fuel type

Luna/An	2020		Pondere		Variatie 20/19		Top Marci - Electrice			Top Marci - Plug-in			Top Marci - Hibride					
	diesel	benzina	diesel	benzina	diesel	benzina	MARCA	2020	2019	Var. %	MARCA	2020	2019	Var. %	MARCA	2020	2019	Var. %
ianuarie	3 313	8 353	26.8%	67.5%	-19.2%	-8.3%	RENAULT	97	42	131.0%	BMW	38	10	280.0%	TOYOTA	931	1043	-10.7%
februarie	2 560	5 571	29.5%	64.1%	-25.2%	-30.8%	BMW	54	35	54.3%	VOLVO	28	24	16.7%	LEXUS	54	77	-29.9%
martie	2 226	3 990	34.1%	61.1%	-29.8%	-35.0%	VOLKSWAGEN	32	56	-42.9%	PORSCHE	23	0	-	HONDA	48	8	500.0%
aprilie	-	-	-	-	-	-	NISSAN	31	35	-11.4%	MITSUBISHI	15	12	25.0%	SUZUKI	30	6	400.0%
mai	-	-	-	-	-	-	SMART	20	34	-41.2%	HYUNDAI	12	0	-	FORD	26	24	8.3%
iunie	-	-	-	-	-	-	HYUNDAI	12	2	500.0%	KIA	8	18	-55.6%	VOLVO	23	0	-
iulie	-	-	-	-	-	-	MERCEDES BENZ	10	1	-	LAND ROVER	6	14	-57.1%	HYUNDAI	18	14	28.6%
august	-	-	-	-	-	-	JAGUAR	7	3	133.3%	MERCEDES BENZ	4	2	100.0%	LAND ROVER	12	0	-
septembrie	-	-	-	-	-	-	AUDI	4	0	-	MINI	4	4	0.0%	MINI	8	0	-
octombrie	-	-	-	-	-	-	TESLA	4	0	-	TOYOTA	4	0	-	MITSUBISHI	4	0	-
noiembrie	-	-	-	-	-	-	Altele	1	5	-80.0%	Altele	5	0	-	Altele	2	0	-
decembrie	-	-	-	-	-	-	TOTAL	272	213	27.7%	TOTAL	147	84	75.0%	TOTAL	1156	1172	-1.4%

Top 10 Autoturisme in functie de tipul de alimentare - marci / Top 10 passenger car sales by fuel type and make

Top 10 diesel - marci					
MARCA	Martie 2020	2020	Pondere %	Var. an anterior	
DACIA	759	2711	33.5%	-37.9%	
VOLKSWAGEN	261	1264	15.6%	34.6%	
SKODA	233	911	11.2%	-21.8%	
PEUGEOT	212	592	7.3%	208.3%	
FORD	123	517	6.4%	-44.6%	
BMW	151	486	6.0%	-34.4%	
MERCEDES BENZ	104	365	4.5%	-3.2%	
CITROEN	83	190	2.3%	804.8%	
AUDI	42	150	1.9%	-42.1%	
RENAULT	27	146	1.8%	-74.8%	
Rest	231	767	9.5%	-31.5%	
TOTAL		2226	8099	100.0%	-24.3%

Top 10 benzina - marci					
MARCA	Martie 2020	2020	Pondere %	Var. an anterior	
DACIA	934	4726	26.4%	-38.7%	
HYUNDAI	464	1910	10.7%	27.2%	
RENAULT	288	1863	10.4%	-21.5%	
SKODA	399	1542	8.6%	12.1%	
VOLKSWAGEN	267	1235	6.9%	5.6%	
FORD	193	816	4.6%	-53.4%	
SUZUKI	140	779	4.3%	-17.1%	
KIA	156	579	3.2%	40.9%	
NISSAN	149	556	3.1%	-40.6%	
MAZDA	134	526	2.9%	3.7%	
Rest	866	3382	18.9%	-26.7%	
TOTAL		3990	17914	100%	-23.1%

Top 10 Autoturisme in functie de tipul de alimentare - modele / Top 10 passenger car sales by fuel type and model

Top 10 diesel - model					
MODEL	Martie 2020	2020	Pondere %	Var. an anterior	
DACIA DUSTER	431	1571	19.4%	-17.8%	
DACIA LOGAN	235	718	8.9%	-52.8%	
SKODA OCTAVIA	93	475	5.9%	-28.1%	
VOLKSWAGEN TOUAREG	53	352	4.3%	164.7%	
PEUGEOT 3008	72	252	3.1%	142.3%	
VOLKSWAGEN PASSAT	67	250	3.1%	68.9%	
FORD FOCUS	62	245	3.0%	-33.8%	
PEUGEOT 308	113	222	2.7%	534.3%	
VOLKSWAGEN TIGUAN	66	219	2.7%	-23.2%	
SKODA KODIAQ	70	209	2.6%	11.8%	
Rest	964	3586	44.3%	-32.8%	
TOTAL		2226	8099	100.0%	-24.3%

Top 10 benzina - model					
MODEL	Martie 2020	2020	Pondere %	Var. an anterior	
DACIA LOGAN	441	2393	13.4%	-54.8%	
DACIA SANDERO	231	1468	8.2%	-19.4%	
RENAULT CLIO	122	875	4.9%	-5.0%	
SKODA OCTAVIA	111	727	4.1%	40.6%	
HYUNDAI I20	103	522	2.9%	-9.7%	
RENAULT MEGANE	93	489	2.7%	-42.2%	
HYUNDAI TUCSON	141	472	2.6%	14.6%	
HYUNDAI KONA	90	467	2.6%	124.5%	
NISSAN QASHQAI	98	454	2.5%	-46.7%	
DACIA DUSTER	86	419	2.3%	-13.4%	
Rest	2474	9628	53.7%	-15.2%	
TOTAL		3990	17914	100.0%	-23.1%

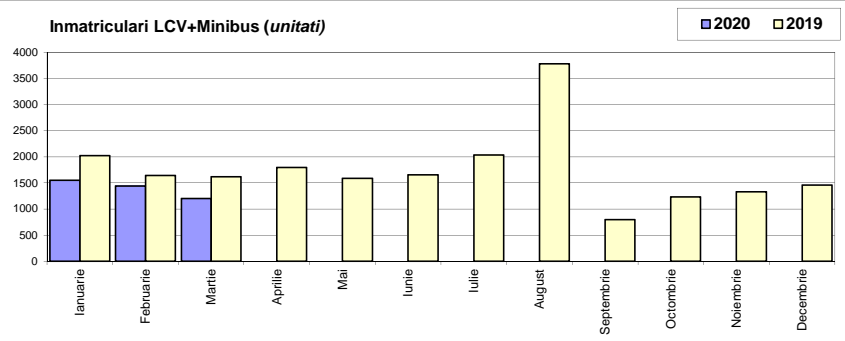
Distributia inmatricularilor dupa tipul de tractiune 4x4 / Registrations breakdown on four wheel drive

Marca	2020			2019	Var. an anterior %
	unitati	din total 4x4	din total marca		
DACIA	1612	24.5%	21.7%	1957	-17.6%
VOLKSWAGEN	676	10.3%	26.7%	415	62.9%
BMW	651	9.9%	78.2%	793	-17.9%
MERCEDES BENZ	638	9.7%	71.4%	549	16.2%
SUZUKI	539	8.2%	66.6%	509	5.9%
SKODA	350	5.3%	14.3%	342	2.3%
HYUNDAI	338	5.1%	16.6%	474	-28.7%
TOYOTA	278	4.2%	18.9%	203	36.9%
MAZDA	218	3.3%	40.2%	289	-24.6%
LAND ROVER	182	2.8%	100.0%	201	-9.5%
AUDI	172	2.6%	62.8%	224	-23.2%
KIA	155	2.4%	23.1%	187	-17.1%
VOLVO	153	2.3%	83.2%	181	-15.5%
NISSAN	86	1.3%	12.3%	24	258.3%
PORSCHE	86	1.3%	92.5%	30	186.7%
Altele	452	6.9%	7.0%	763	-40.8%
TOTAL	6586	100.0%	23.9%	7141	-7.8%

Inmatriculari comerciale usoare si minibus / LCV & Minibus registrations

Luna/An	2020	2019	Variatie
Ianuarie	1 549	2 024	-23.5%
Februarie	1 442	1 641	-12.1%
Martie	1 199	1 615	-25.8%
Aprilie	1 794	-	-
Mai	1 590	-	-
Iunie	1 656	-	-
Iulie	2 033	-	-
August	3 780	-	-
Septembrie	796	-	-
Octombrie	1 235	-	-
Noiembrie	1 327	-	-
Decembrie	1 457	-	-
Total	4 190	5 280	-20.6%

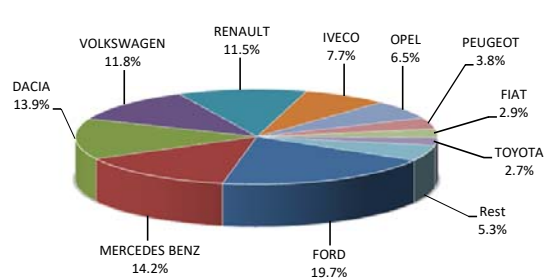
20 948



Inmatriculari comerciale <3.5t si minibus - marci / LCV + minibus registrations by make

MARCA	Martie unitati	Var. luna sim. an anterior	2020 unitati	Var. an anterior
FORD	276	-17.4%	825	-15.6%
MERCEDES BENZ	193	-35.5%	596	-28.9%
DACIA	112	-57.3%	582	-34.8%
VOLKSWAGEN	138	-6.1%	494	7.4%
RENAULT	129	0.8%	481	-19.7%
IVECO	103	-12.7%	321	0.0%
OPEL	73	0.0%	271	5.9%
PEUGEOT	46	27.8%	160	-5.3%
FIAT	37	-68.6%	123	-63.5%
TOYOTA	26	-36.6%	114	-19.7%
Rest	66	11.9%	223	-22.6%
TOTAL	1199	-25.8%	4190	-20.6%

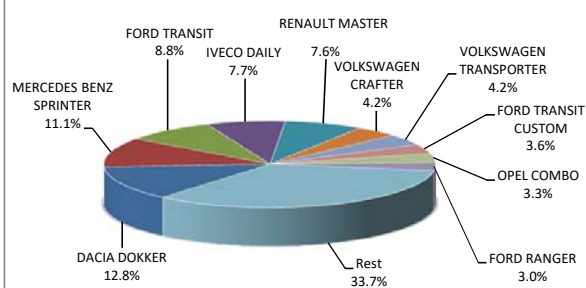
Inmatriculari LCV si minibus - marci - 2020



Inmatriculari comerciale <3.5t si minibus - modele / LCV + minibus registrations by models

MODEL	Martie unitati	Var. luna sim. an anterior	2020 unitati	Var. an anterior
DACIA DOKKER	105	-58.5%	536	-23.8%
MERCEDES BENZ SPRINTER	150	-41.6%	464	-31.9%
FORD TRANSIT	120	-32.2%	369	-21.0%
IVECO DAILY	103	-12.7%	321	0.0%
RENAULT MASTER	81	-1.2%	320	-30.9%
VOLKSWAGEN CRAFTER	48	-21.3%	177	-17.7%
VOLKSWAGEN TRANSPORTER	58	23.4%	175	124.4%
FORD TRANSIT CUSTOM	46	-30.3%	150	-30.9%
OPEL COMBO	39	143.8%	139	239.0%
FORD RANGER	43	7.5%	127	-15.3%
Rest	406	-18.5%	1412	-27.4%
TOTAL	1199	-25.8%	4190	-20.6%

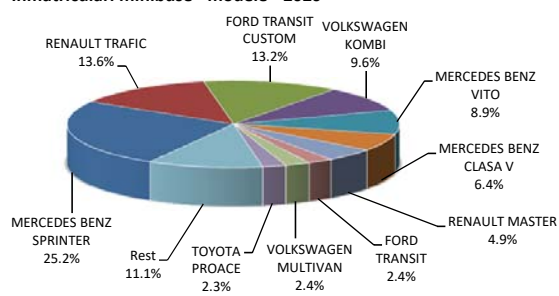
Inmatriculari LCV si minibus - modele - 2020



Inmatriculari minibus - modele / Minibus registrations by models

MODEL	Martie unitati	Var. luna sim. an anterior	2020 unitati	Var. an anterior
MERCEDES BENZ SPRINTER	61	-61.6%	145	-56.5%
RENAULT TRAFIC	20	11.1%	78	95.0%
FORD TRANSIT CUSTOM	24	-11.1%	76	-23.2%
VOLKSWAGEN KOMBI	14	100.0%	55	17.0%
MERCEDES BENZ VITO	20	100.0%	51	0.0%
MERCEDES BENZ CLASA V	9	-18.2%	37	0.0%
RENAULT MASTER	4	300.0%	28	250.0%
FORD TRANSIT	3	-25.0%	14	55.6%
VOLKSWAGEN MULTIVAN	4	-50.0%	14	-12.5%
TOYOTA PROACE	5	66.7%	13	18.2%
Rest	18	-43.8%	64	-36.6%
TOTAL	182	-35.0%	575	-23.5%

Inmatriculari minibus - modele - 2020



Inmatriculari pick-up - modele / Pick-up registrations by models

MODEL	Martie unitati	Var. luna sim. an anterior	2020 unitati	Var. an anterior
FORD RANGER	43	7.5%	127	-15.3%
TOYOTA HILUX	17	-37.0%	84	-14.3%
NISSAN NAVARA	5	-28.6%	79	79.5%
MITSUBISHI L200	13	116.7%	38	-7.3%
ISUZU D-MAX	7	-12.5%	26	-60.0%
VOLKSWAGEN AMAROK	4	-	22	-24.1%
MERCEDES BENZ CLASA X	5	-44.4%	19	-40.6%
SSANGYONG MUSSO GRAND	1	-	3	-
FIAT FULLBACK	1	-50.0%	2	-66.7%
DODGE RAM	0	-	1	-
Rest	0	-	1	0.0%
TOTAL	96	-3.0%	402	-13.7%

Inmatriculari pick-up - modele - 2020

