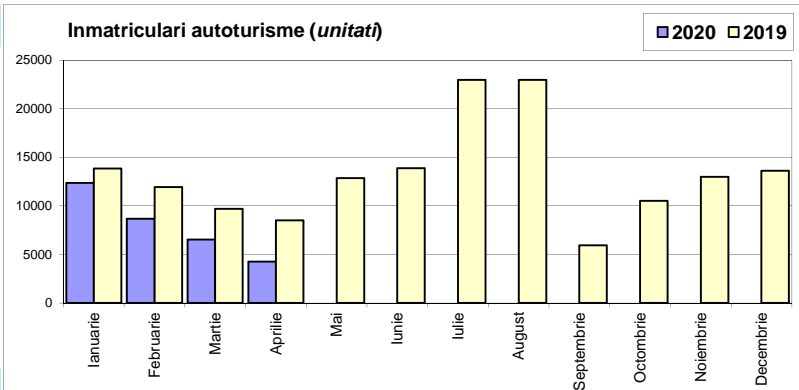


## Inmatriculari autoturisme / Passenger car registrations

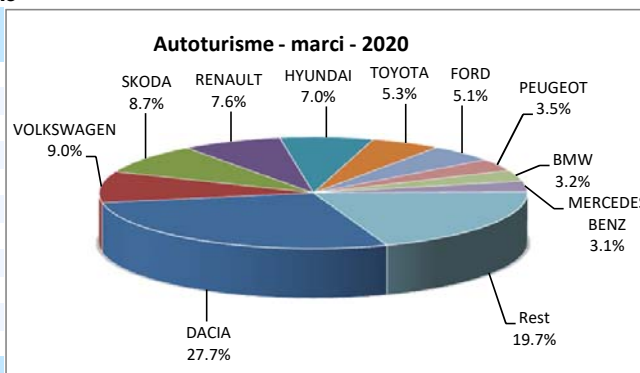
| Luna/An      | 2020          | 2019          | Variatie      |
|--------------|---------------|---------------|---------------|
| Ianuarie     | 12 368        | 13 831        | -10.6%        |
| Februarie    | 8 688         | 11 927        | -27.2%        |
| Martie       | 6 532         | 9 699         | -32.7%        |
| Aprilie      | 4 265         | 8 521         | -49.9%        |
| Mai          |               | 12 855        |               |
| Iunie        |               | 13 877        |               |
| Iulie        |               | 22 975        |               |
| August       |               | 22 952        |               |
| Septembrie   |               | 5 929         |               |
| Octombrie    |               | 10 532        |               |
| Noiembrie    |               | 12 993        |               |
| Decembrie    |               | 13 605        |               |
| <b>Total</b> | <b>31 853</b> | <b>43 978</b> | <b>-27.6%</b> |

159 696



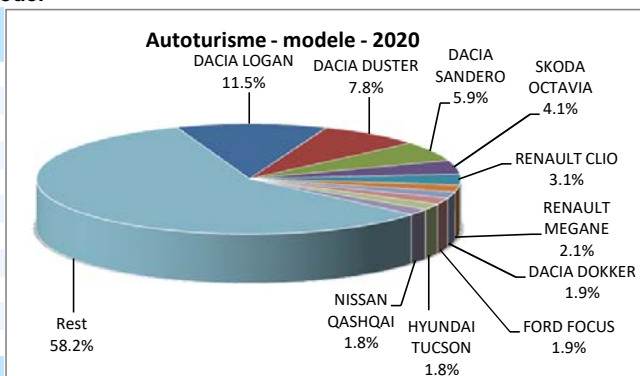
## Top inmatriculari autoturisme - marci / Passenger car top - by make

| MARCA         | Aprilie unitati | Var. luna sim. an anterior | 2020 unitati | Var. an anterior |
|---------------|-----------------|----------------------------|--------------|------------------|
| DACIA         | 1397            | -37.6%                     | 8834         | -38.3%           |
| VOLKSWAGEN    | 335             | -50.2%                     | 2870         | 1.2%             |
| SKODA         | 325             | -50.3%                     | 2779         | -13.0%           |
| RENAULT       | 305             | -57.3%                     | 2411         | -35.0%           |
| HYUNDAI       | 199             | -54.9%                     | 2239         | 4.8%             |
| TOYOTA        | 216             | -17.6%                     | 1689         | -8.6%            |
| FORD          | 256             | -50.1%                     | 1615         | -49.9%           |
| PEUGEOT       | 229             | 17.4%                      | 1122         | 23.8%            |
| BMW           | 187             | -14.6%                     | 1020         | -12.4%           |
| MERCEDES BENZ | 102             | -62.9%                     | 995          | 1.9%             |
| Rest          | 714             | -69.4%                     | 6279         | -                |
| <b>TOTAL</b>  | <b>4265</b>     | <b>-49.9%</b>              | <b>31853</b> | <b>-27.6%</b>    |



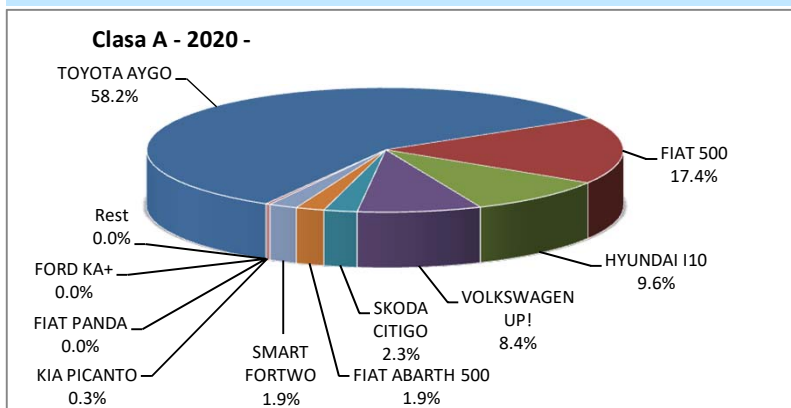
## Top inmatriculari autoturisme - modele / Passenger car top - by model

| MODEL          | Aprilie unitati | Var. luna sim. an anterior | 2020 unitati | Var. an anterior |
|----------------|-----------------|----------------------------|--------------|------------------|
| DACIA LOGAN    | 540             | -46.3%                     | 3651         | -53.3%           |
| DACIA DUSTER   | 503             | -34.9%                     | 2493         | -21.3%           |
| DACIA SANDERO  | 225             | -24.2%                     | 1867         | -19.9%           |
| SKODA OCTAVIA  | 91              | -58.6%                     | 1293         | -7.5%            |
| RENAULT CLIO   | 104             | -75.8%                     | 996          | -42.7%           |
| RENAULT MEGANE | 96              | -37.3%                     | 653          | -38.0%           |
| DACIA DOKKER   | 101             | 6.3%                       | 605          | -9.2%            |
| FORD FOCUS     | 76              | -59.8%                     | 605          | -48.2%           |
| HYUNDAI TUCSON | 70              | -50.0%                     | 577          | -13.6%           |
| NISSAN QASHQAI | 43              | -89.7%                     | 569          | -58.8%           |
| Rest           | 2416            | -49.7%                     | 18544        | -                |
| <b>TOTAL</b>   | <b>4265</b>     | <b>-49.9%</b>              | <b>31853</b> | <b>-27.6%</b>    |

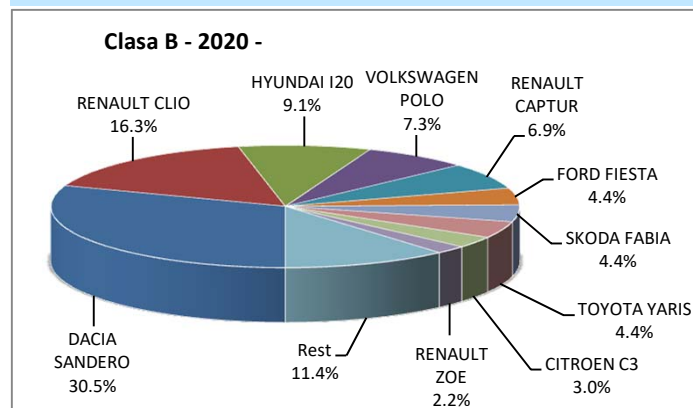


## TOP 10 inmatriculari pe clase / TOP 10 passenger cars registrations by segment

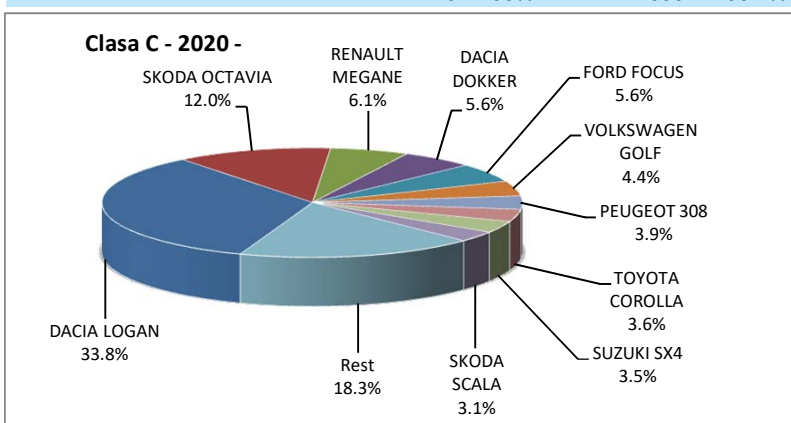
| CLASA A      |            | Aprilie   |             | 2020       | 2019       | variatie      |
|--------------|------------|-----------|-------------|------------|------------|---------------|
| Segment A    |            | unitati   | pondere     | unitati    |            | 2020/2019     |
| TOYOTA       | AYGO       | 13        | 68.4%       | 181        | 257        | -29.6%        |
| FIAT         | 500        | 3         | 15.8%       | 54         | 78         | -30.8%        |
| HYUNDAI      | I10        | 0         | 0.0%        | 30         | 69         | -56.5%        |
| VOLKSWAGEN   | UP!        | 0         | 0.0%        | 26         | 118        | -78.0%        |
| SKODA        | CITIGO     | 3         | 15.8%       | 7          | 79         | -91.1%        |
| FIAT         | ABARTH 500 | 0         | 0.0%        | 6          | 3          | 100.0%        |
| SMART        | FORTWO     | 0         | 0.0%        | 6          | 23         | -73.9%        |
| KIA          | PICANTO    | 0         | 0.0%        | 1          | 3          | -66.7%        |
| FIAT         | PANDA      | 0         | 0.0%        | 0          | 1          | -             |
| FORD         | KA+        | 0         | 0.0%        | 0          | 31         | -             |
| Rest         |            | 0         | 0.0%        | 0          | 4          | -             |
| <b>TOTAL</b> |            | <b>19</b> | <b>100%</b> | <b>311</b> | <b>666</b> | <b>-53.3%</b> |



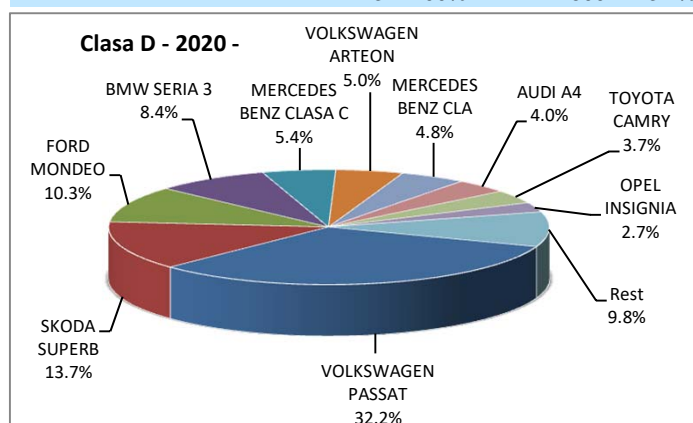
| CLASA B      |         | Aprilie    |             | 2020        | 2019        | variatie      |
|--------------|---------|------------|-------------|-------------|-------------|---------------|
| Segment B    |         | unitati    | pondere     | unitati     |             | 2020/2019     |
| DACIA        | SANDERO | 225        | 29.5%       | 1867        | 2330        | -19.9%        |
| RENAULT      | CLIO    | 104        | 13.6%       | 996         | 1738        | -42.7%        |
| HYUNDAI      | I20     | 36         | 4.7%        | 558         | 651         | -14.3%        |
| VOLKSWAGEN   | POLO    | 52         | 6.8%        | 449         | 711         | -36.8%        |
| RENAULT      | CAPTUR  | 50         | 6.6%        | 425         | 628         | -32.3%        |
| FORD         | FIESTA  | 72         | 9.4%        | 272         | 483         | -43.7%        |
| SKODA        | FABIA   | 39         | 5.1%        | 272         | 253         | 7.5%          |
| TOYOTA       | YARIS   | 25         | 3.3%        | 269         | 450         | -40.2%        |
| CITROEN      | C3      | 41         | 5.4%        | 184         | 233         | -21.0%        |
| RENAULT      | ZOE     | 35         | 4.6%        | 132         | 47          | 180.9%        |
| Rest         |         | 84         | 11.0%       | 696         | 1155        | -             |
| <b>TOTAL</b> |         | <b>763</b> | <b>100%</b> | <b>6120</b> | <b>8679</b> | <b>-29.5%</b> |



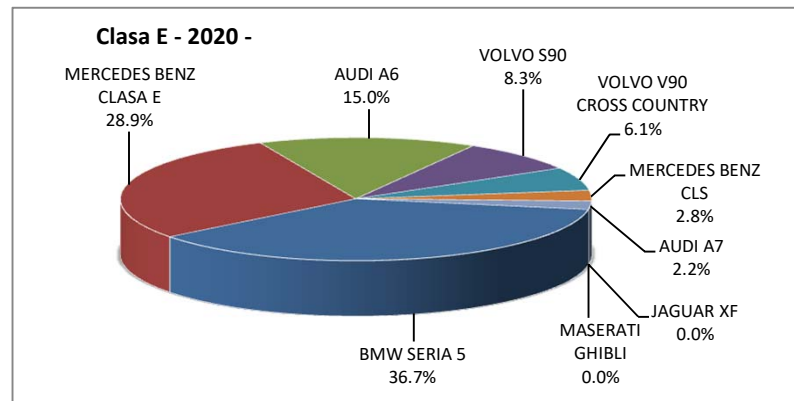
| CLASA C      |         | Aprilie     |             | 2020         | 2019         | variatie      |
|--------------|---------|-------------|-------------|--------------|--------------|---------------|
| Segment C    |         | unitati     | pondere     | unitati      |              | 2020/2019     |
| DACIA        | LOGAN   | 540         | 37.4%       | 3651         | 7825         | -53.3%        |
| SKODA        | OCTAVIA | 91          | 6.3%        | 1293         | 1398         | -7.5%         |
| RENAULT      | MEGANE  | 96          | 6.7%        | 653          | 1053         | -38.0%        |
| DACIA        | DOKKER  | 101         | 7.0%        | 605          | 666          | -9.2%         |
| FORD         | FOCUS   | 76          | 5.3%        | 605          | 1167         | -48.2%        |
| VOLKSWAGEN   | GOLF    | 62          | 4.3%        | 477          | 646          | -26.2%        |
| PEUGEOT      | 308     | 123         | 8.5%        | 426          | 137          | 210.9%        |
| TOYOTA       | COROLLA | 55          | 3.8%        | 393          | 218          | 80.3%         |
| SUZUKI       | SX4     | 34          | 2.4%        | 375          | 300          | 25.0%         |
| SKODA        | SCALA   | 56          | 3.9%        | 339          | 0            | -             |
| Rest         |         | 209         | 14.5%       | 1972         | 3494         | -             |
| <b>TOTAL</b> |         | <b>1443</b> | <b>100%</b> | <b>10789</b> | <b>16904</b> | <b>-36.2%</b> |



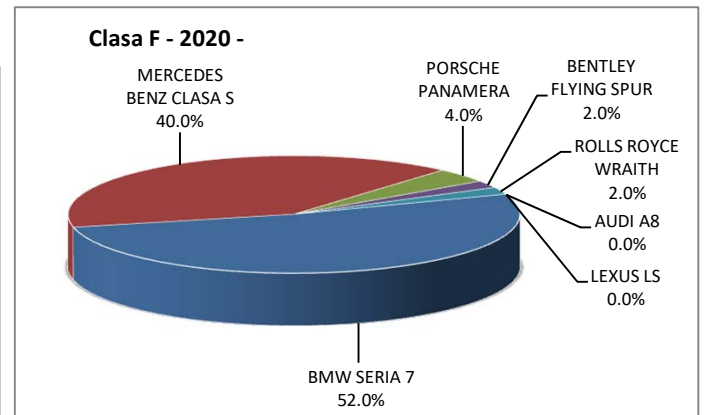
| CLASA D       |          | Aprilie    |             | 2020        | 2019        | variatie      |
|---------------|----------|------------|-------------|-------------|-------------|---------------|
| Segment D     |          | unitati    | pondere     | unitati     |             | 2020/2019     |
| VOLKSWAGEN    | PASSAT   | 61         | 28.6%       | 447         | 296         | 51.0%         |
| SKODA         | SUPERB   | 31         | 14.6%       | 190         | 346         | -45.1%        |
| FORD          | MONDEO   | 34         | 16.0%       | 143         | 206         | -30.6%        |
| BMW           | SERIA 3  | 19         | 8.9%        | 117         | 124         | -5.6%         |
| MERCEDES BENZ | CLASA C  | 2          | 0.9%        | 75          | 113         | -33.6%        |
| VOLKSWAGEN    | ARTEON   | 9          | 4.2%        | 69          | 69          | 0.0%          |
| MERCEDES BENZ | CLA      | 15         | 7.0%        | 67          | 33          | 103.0%        |
| AUDI          | A4       | 11         | 5.2%        | 55          | 62          | -11.3%        |
| TOYOTA        | CAMRY    | 14         | 6.6%        | 52          | 0           | -             |
| OPEL          | INSIGNIA | 6          | 2.8%        | 38          | 87          | -56.3%        |
| Rest          |          | 11         | 5.2%        | 136         | 263         | -             |
| <b>TOTAL</b>  |          | <b>213</b> | <b>100%</b> | <b>1389</b> | <b>1599</b> | <b>-13.1%</b> |



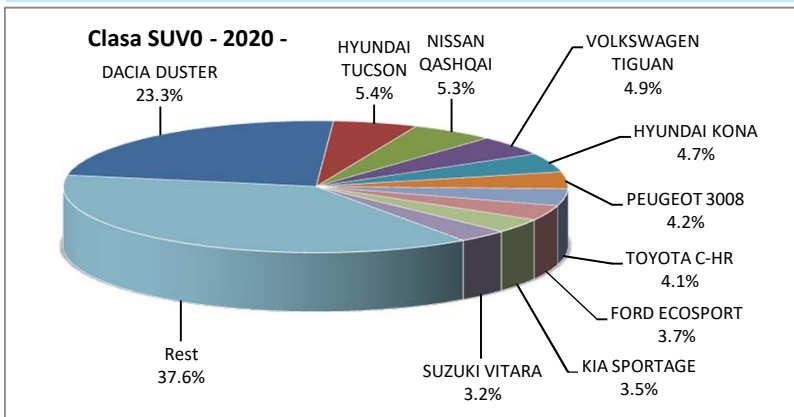
| CLASA E       |                   | Aprilie   |             | 2020       | 2019       | variatie      |
|---------------|-------------------|-----------|-------------|------------|------------|---------------|
| Segment E     |                   | unitati   | pondere     | unitati    |            | 2020/2019     |
| BMW           | SERIA 5           | 16        | 51.6%       | 66         | 146        | -54.8%        |
| MERCEDES BENZ | CLASA E           | 3         | 9.7%        | 52         | 94         | -44.7%        |
| AUDI          | A6                | 5         | 16.1%       | 27         | 51         | -47.1%        |
| VOLVO         | S90               | 3         | 9.7%        | 15         | 12         | 25.0%         |
| VOLVO         | V90 CROSS COUNTRY | 2         | 6.5%        | 11         | 3          | 266.7%        |
| MERCEDES BENZ | CLS               | 1         | 3.2%        | 5          | 28         | -82.1%        |
| AUDI          | A7                | 1         | 3.2%        | 4          | 7          | -42.9%        |
| JAGUAR        | XF                | 0         | 0.0%        | 0          | 6          | -             |
| MASERATI      | GHIBLI            | 0         | 0.0%        | 0          | 1          | -             |
| <b>TOTAL</b>  |                   | <b>31</b> | <b>100%</b> | <b>180</b> | <b>348</b> | <b>-48.3%</b> |



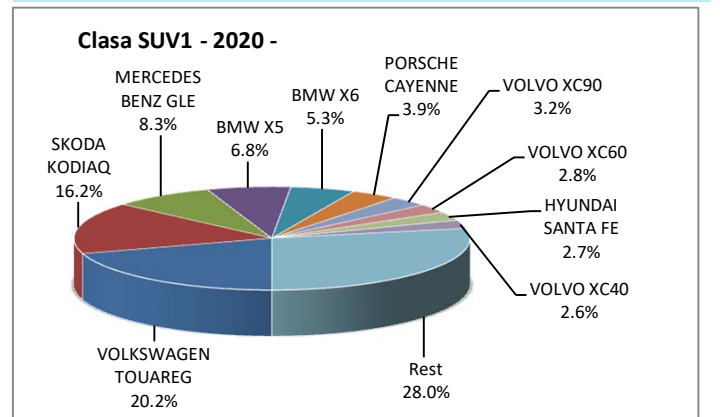
| CLASA F       |             | Aprilie  |             | 2020      | 2019      | variatie      |
|---------------|-------------|----------|-------------|-----------|-----------|---------------|
| Segment F     |             | unitati  | pondere     | unitati   |           | 2020/2019     |
| BMW           | SERIA 7     | 4        | 57.1%       | 26        | 13        | 100.0%        |
| MERCEDES BENZ | CLASA S     | 3        | 42.9%       | 20        | 43        | -53.5%        |
| PORSCHE       | PANAMERA    | 0        | 0.0%        | 2         | 5         | -60.0%        |
| BENTLEY       | FLYING SPUR | 0        | 0.0%        | 1         | 0         | -             |
| ROLLS ROYCE   | WRAITH      | 0        | 0.0%        | 1         | 0         | -             |
| AUDI          | A8          | 0        | 0.0%        | 0         | 7         | -             |
| LEXUS         | LS          | 0        | 0.0%        | 0         | 1         | -             |
| <b>TOTAL</b>  |             | <b>7</b> | <b>100%</b> | <b>50</b> | <b>69</b> | <b>-27.5%</b> |



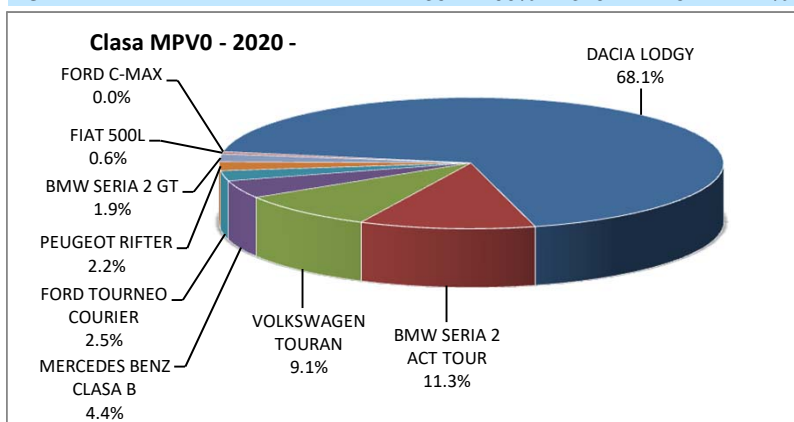
| CLASA SUV0   |          | Aprilie     |             | 2020         | 2019         | variatie      |
|--------------|----------|-------------|-------------|--------------|--------------|---------------|
| Segment SUV0 |          | unitati     | pondere     | unitati      |              | 2020/2019     |
| DACIA        | DUSTER   | 503         | 34.0%       | 2493         | 3168         | -21.3%        |
| HYUNDAI      | TUCSON   | 70          | 4.7%        | 577          | 668          | -13.6%        |
| NISSAN       | QASHQAI  | 43          | 2.9%        | 569          | 1382         | -58.8%        |
| VOLKSWAGEN   | TIGUAN   | 65          | 4.4%        | 526          | 463          | 13.6%         |
| HYUNDAI      | KONA     | 30          | 2.0%        | 501          | 282          | 77.7%         |
| PEUGEOT      | 3008     | 59          | 4.0%        | 444          | 378          | 17.5%         |
| TOYOTA       | C-HR     | 61          | 4.1%        | 443          | 537          | -17.5%        |
| FORD         | ECOSPORT | 39          | 2.6%        | 396          | 772          | -48.7%        |
| KIA          | SPORTAGE | 43          | 2.9%        | 377          | 387          | -2.6%         |
| SUZUKI       | VITARA   | 54          | 3.6%        | 345          | 664          | -48.0%        |
| Rest         |          | 514         | 34.7%       | 4022         | 4763         | -             |
| <b>TOTAL</b> |          | <b>1481</b> | <b>100%</b> | <b>10693</b> | <b>13464</b> | <b>-20.6%</b> |



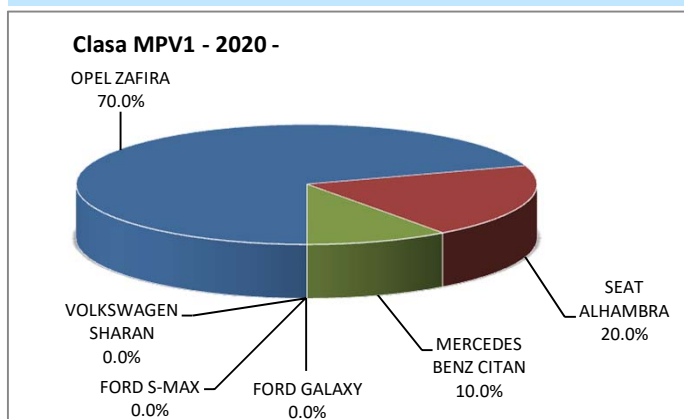
| CLASA SUV1    |          | Aprilie    |             | 2020        | 2019        | variatie     |
|---------------|----------|------------|-------------|-------------|-------------|--------------|
| Segment SUV1  |          | unitati    | pondere     | unitati     |             | 2020/2019    |
| VOLKSWAGEN    | TOUAREG  | 27         | 10.7%       | 386         | 182         | 112.1%       |
| SKODA         | KODIAQ   | 45         | 17.8%       | 311         | 251         | 23.9%        |
| MERCEDES BENZ | GLE      | 21         | 8.3%        | 159         | 84          | 89.3%        |
| BMW           | X5       | 22         | 8.7%        | 131         | 224         | -41.5%       |
| BMW           | X6       | 26         | 10.3%       | 101         | 42          | 140.5%       |
| PORSCHE       | CAYENNE  | 14         | 5.5%        | 74          | 20          | 270.0%       |
| VOLVO         | XC90     | 6          | 2.4%        | 61          | 54          | 13.0%        |
| VOLVO         | XC60     | 8          | 3.2%        | 53          | 93          | -43.0%       |
| HYUNDAI       | SANTA FE | 4          | 1.6%        | 52          | 47          | 10.6%        |
| VOLVO         | XC40     | 12         | 4.7%        | 50          | 91          | -45.1%       |
| Rest          |          | 68         | 26.9%       | 537         | 628         | -            |
| <b>TOTAL</b>  |          | <b>253</b> | <b>100%</b> | <b>1915</b> | <b>1716</b> | <b>11.6%</b> |



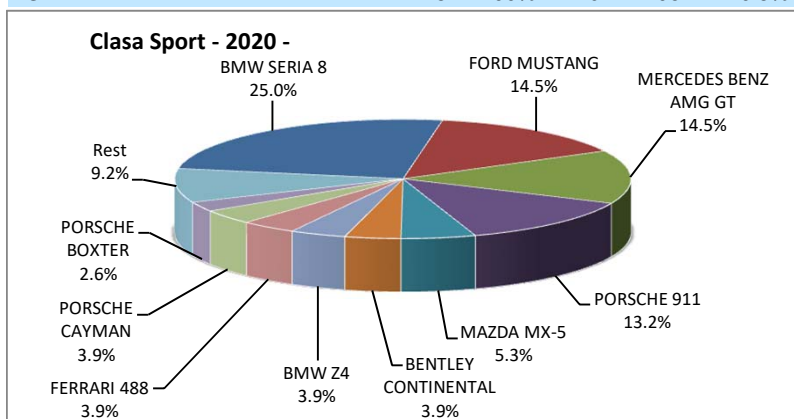
| CLASA MPV0    |                  | Aprilie   |             | 2020       | 2019       | variatie      |
|---------------|------------------|-----------|-------------|------------|------------|---------------|
| Segment MPV0  |                  | unitati   | pondere     | unitati    |            | 2020/2019     |
| DACIA         | LODGY            | 28        | 77.8%       | 218        | 332        | -34.3%        |
| BMW           | SERIA 2 ACT TOUR | 3         | 8.3%        | 36         | 37         | -2.7%         |
| VOLKSWAGEN    | TOURAN           | 0         | 0.0%        | 29         | 10         | 190.0%        |
| MERCEDES BENZ | CLASA B          | 2         | 5.6%        | 14         | 14         | 0.0%          |
| FORD          | TOURNEO COURIER  | 1         | 2.8%        | 8          | 25         | -68.0%        |
| PEUGEOT       | RIFTER           | 0         | 0.0%        | 7          | 0          | -             |
| BMW           | SERIA 2 GT       | 2         | 5.6%        | 6          | 5          | 20.0%         |
| FIAT          | 500L             | 0         | 0.0%        | 2          | 0          | -             |
| FORD          | C-MAX            | 0         | 0.0%        | 0          | 2          | -             |
| <b>TOTAL</b>  |                  | <b>36</b> | <b>100%</b> | <b>320</b> | <b>425</b> | <b>-24.7%</b> |



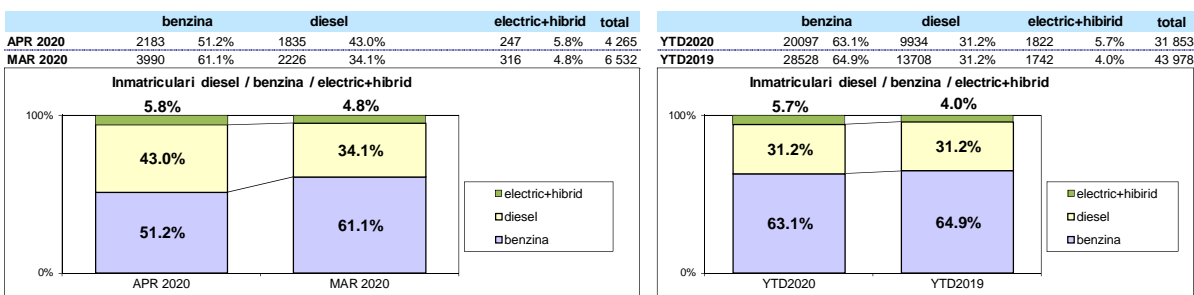
| CLASA MPV1    |          | Aprilie  |             | 2020      | 2019      | variatie      |
|---------------|----------|----------|-------------|-----------|-----------|---------------|
| Segment MPV1  |          | unitati  | pondere     | unitati   |           | 2020/2019     |
| OPEL          | ZAFIRA   | 0        | 0.0%        | 7         | 3         | 133.3%        |
| SEAT          | ALHAMBRA | 1        | 100.0%      | 2         | 0         | -             |
| MERCEDES BENZ | CITAN    | 0        | 0.0%        | 1         | 0         | -             |
| FORD          | GALAXY   | 0        | 0.0%        | 0         | 1         | -             |
| FORD          | S-MAX    | 0        | 0.0%        | 0         | 7         | -             |
| VOLKSWAGEN    | SHARAN   | 0        | 0.0%        | 0         | 1         | -             |
| <b>TOTAL</b>  |          | <b>1</b> | <b>100%</b> | <b>10</b> | <b>12</b> | <b>-16.7%</b> |



| CLASA Sport   |             | Aprilie   |             | 2020      | 2019      | variatie      |
|---------------|-------------|-----------|-------------|-----------|-----------|---------------|
| Segment Sport |             | unitati   | pondere     | unitati   |           | 2020/2019     |
| BMW           | SERIA 8     | 6         | 33.3%       | 19        | 20        | -5.0%         |
| FORD          | MUSTANG     | 2         | 11.1%       | 11        | 26        | -57.7%        |
| MERCEDES BENZ | AMG GT      | 0         | 0.0%        | 11        | 11        | 0.0%          |
| PORSCHE       | 911         | 4         | 22.2%       | 10        | 4         | 150.0%        |
| MAZDA         | MX-5        | 0         | 0.0%        | 4         | 4         | 0.0%          |
| BENTLEY       | CONTINENTAL | 1         | 5.6%        | 3         | 7         | -57.1%        |
| BMW           | Z4          | 1         | 5.6%        | 3         | 2         | 50.0%         |
| FERRARI       | 488         | 0         | 0.0%        | 3         | 2         | 50.0%         |
| PORSCHE       | CAYMAN      | 1         | 5.6%        | 3         | 3         | 0.0%          |
| PORSCHE       | BOXTER      | 0         | 0.0%        | 2         | 2         | 0.0%          |
| Rest          |             | 3         | 16.7%       | 7         | 15        | -53.3%        |
| <b>TOTAL</b>  |             | <b>18</b> | <b>100%</b> | <b>76</b> | <b>96</b> | <b>-20.8%</b> |



## Segmentare autoturisme dupa tipul de combustibil / PC segmentation by type of fuel



## Inmatriculari autoturisme in functie de tipul de combustibil / Passenger car registrations by fuel type

| Luna/An      | 2020         |               | Pondere      |              | Variatie 20/19 |               | Top Marci - Electrice |      |      | Top Marci - Plug-in |               |      | Top Marci - Hibride |        |            |      |      |        |
|--------------|--------------|---------------|--------------|--------------|----------------|---------------|-----------------------|------|------|---------------------|---------------|------|---------------------|--------|------------|------|------|--------|
|              | diesel       | benzina       | diesel       | benzina      | diesel         | benzina       | MARCA                 | 2020 | 2019 | Var. %              | MARCA         | 2020 | 2019                | Var. % | MARCA      | 2020 | 2019 | Var. % |
| lanuarie     | 3 313        | 8 353         | 26.8%        | 67.5%        | -19.2%         | -8.3%         | RENAULT               | 132  | 47   | 180.9%              | BMW           | 44   | 10                  | 340.0% | TOYOTA     | 1081 | 1222 | -11.5% |
| Februarie    | 2 560        | 5 571         | 29.5%        | 64.1%        | -25.2%         | -30.8%        | BMW                   | 54   | 42   | 28.6%               | VOLVO         | 33   | 31                  | 6.5%   | LEXUS      | 70   | 97   | -27.8% |
| Martie       | 2 226        | 3 990         | 34.1%        | 61.1%        | -29.8%         | -35.0%        | VOLKSWAGEN            | 32   | 68   | -52.9%              | PORSCHE       | 31   | 0                   | -      | HONDA      | 52   | 21   | 147.6% |
| Aprilie      | 1 835        | 2 183         | 43.0%        | 51.2%        | -39.1%         | -58.3%        | NISSAN                | 31   | 38   | -18.4%              | MITSUBISHI    | 15   | 15                  | 0.0%   | FORD       | 30   | 32   | -6.3%  |
| Mai          | -            | -             | -            | -            | -              | -             | SMART                 | 20   | 40   | -50.0%              | HYUNDAI       | 13   | 0                   | -      | SUZUKI     | 30   | 7    | 328.6% |
| Iunie        | -            | -             | -            | -            | -              | -             | HYUNDAI               | 13   | 2    | -                   | KIA           | 8    | 20                  | -60.0% | VOLVO      | 23   | 0    | -      |
| Iulie        | -            | -             | -            | -            | -              | -             | MERCEDES BENZ         | 10   | 1    | -                   | LAND ROVER    | 7    | 18                  | -61.1% | HYUNDAI    | 20   | 15   | 33.3%  |
| August       | -            | -             | -            | -            | -              | -             | JAGUAR                | 7    | 4    | 75.0%               | MERCEDES BENZ | 7    | 2                   | 250.0% | LAND ROVER | 12   | 0    | -      |
| Septembrie   | -            | -             | -            | -            | -              | -             | TESLA                 | 7    | 0    | -                   | MINI          | 4    | 5                   | -20.0% | MINI       | 8    | 0    | -      |
| Octombrie    | -            | -             | -            | -            | -              | -             | AUDI                  | 4    | 0    | -                   | TOYOTA        | 4    | 0                   | -      | MITSUBISHI | 4    | 0    | -      |
| Noiembrie    | -            | -             | -            | -            | -              | -             | Altele                | 5    | 5    | 0.0%                | Altele        | 6    | 0                   | -      | Altele     | 5    | 0    | -      |
| Decembrie    | -            | -             | -            | -            | -              | -             | TOTAL                 | 315  | 247  | 27.5%               | TOTAL         | 172  | 101                 | 70.3%  | TOTAL      | 1335 | 1394 | -4.2%  |
| <b>Total</b> | <b>9 934</b> | <b>20 097</b> | <b>31.2%</b> | <b>63.1%</b> | <b>-27.5%</b>  | <b>-29.6%</b> |                       |      |      |                     |               |      |                     |        |            |      |      |        |

## Top 10 Autoturisme in functie de tipul de alimentare - marci / Top 10 passenger car sales by fuel type and make

## Top 10 diesel - marci

| MARCA         | Aprilie 2020 | 2020        | Pondere %     | Var. an anterior |
|---------------|--------------|-------------|---------------|------------------|
| DACIA         | 850          | 3561        | 35.8%         | -34.9%           |
| VOLKSWAGEN    | 191          | 1455        | 14.6%         | 15.6%            |
| SKODA         | 121          | 1032        | 10.4%         | -28.3%           |
| PEUGEOT       | 177          | 769         | 7.7%          | 211.3%           |
| FORD          | 131          | 648         | 6.5%          | -45.0%           |
| BMW           | 111          | 597         | 6.0%          | -33.7%           |
| MERCEDES BENZ | 33           | 398         | 4.0%          | -21.3%           |
| CITROEN       | 31           | 221         | 2.2%          | -                |
| RENAULT       | 43           | 189         | 1.9%          | -78.3%           |
| AUDI          | 25           | 175         | 1.8%          | -47.9%           |
| Rest          | 122          | 889         | 8.9%          | -                |
| <b>TOTAL</b>  | <b>1835</b>  | <b>9934</b> | <b>100.0%</b> | <b>-27.5%</b>    |

## Top 10 benzina - marci

| MARCA         | Aprilie 2020 | 2020         | Pondere %   | Var. an anterior |
|---------------|--------------|--------------|-------------|------------------|
| DACIA         | 547          | 5273         | 26.2%       | -40.4%           |
| HYUNDAI       | 189          | 2099         | 10.4%       | 10.4%            |
| RENAULT       | 227          | 2090         | 10.4%       | -25.1%           |
| SKODA         | 200          | 1742         | 8.7%        | -0.7%            |
| VOLKSWAGEN    | 144          | 1379         | 6.9%        | -8.7%            |
| FORD          | 121          | 937          | 4.7%        | -53.5%           |
| SUZUKI        | 103          | 882          | 4.4%        | -26.6%           |
| KIA           | 59           | 638          | 3.2%        | 25.3%            |
| NISSAN        | 50           | 606          | 3.0%        | -55.1%           |
| MERCEDES BENZ | 66           | 580          | 2.9%        | 24.2%            |
| Rest          | 477          | 3871         | 19.3%       | -                |
| <b>TOTAL</b>  | <b>2183</b>  | <b>20097</b> | <b>100%</b> | <b>-29.6%</b>    |

## Top 10 Autoturisme in functie de tipul de alimentare - modele / Top 10 passenger car sales by fuel type and model

## Top 10 diesel - model

| MODEL              | Aprilie 2020 | 2020        | Pondere %     | Var. an anterior |
|--------------------|--------------|-------------|---------------|------------------|
| DACIA DUSTER       | 470          | 2041        | 20.5%         | -18.2%           |
| DACIA LOGAN        | 234          | 952         | 9.6%          | -49.3%           |
| SKODA OCTAVIA      | 44           | 519         | 5.2%          | -35.7%           |
| VOLKSWAGEN TOUAREG | 24           | 376         | 3.8%          | 106.6%           |
| PEUGEOT 308        | 109          | 331         | 3.3%          | -                |
| PEUGEOT 3008       | 51           | 303         | 3.1%          | 159.0%           |
| FORD FOCUS         | 45           | 290         | 2.9%          | -38.3%           |
| VOLKSWAGEN PASSAT  | 38           | 288         | 2.9%          | 46.9%            |
| VOLKSWAGEN TIGUAN  | 42           | 261         | 2.6%          | -30.8%           |
| SKODA KODIAQ       | 39           | 248         | 2.5%          | 6.9%             |
| Rest               | 739          | 4325        | 43.5%         | -                |
| <b>TOTAL</b>       | <b>1835</b>  | <b>9934</b> | <b>100.0%</b> | <b>-27.5%</b>    |

## Top 10 benzina - model

| MODEL          | Aprilie 2020 | 2020         | Pondere %     | Var. an anterior |
|----------------|--------------|--------------|---------------|------------------|
| DACIA LOGAN    | 306          | 2699         | 13.4%         | -54.6%           |
| DACIA SANDERO  | 182          | 1650         | 8.2%          | -20.3%           |
| RENAULT CLIO   | 98           | 973          | 4.8%          | -11.9%           |
| SKODA OCTAVIA  | 47           | 774          | 3.9%          | 31.0%            |
| RENAULT MEGANE | 74           | 563          | 2.8%          | -41.8%           |
| HYUNDAI I20    | 36           | 558          | 2.8%          | -14.3%           |
| HYUNDAI TUCSON | 68           | 540          | 2.7%          | 2.3%             |
| HYUNDAI KONA   | 29           | 496          | 2.5%          | 83.0%            |
| NISSAN QASHQAI | 37           | 491          | 2.4%          | -60.0%           |
| DACIA DUSTER   | 33           | 452          | 2.2%          | -32.8%           |
| Rest           | 1273         | 10901        | 54.2%         | -                |
| <b>TOTAL</b>   | <b>2183</b>  | <b>20097</b> | <b>100.0%</b> | <b>-29.6%</b>    |

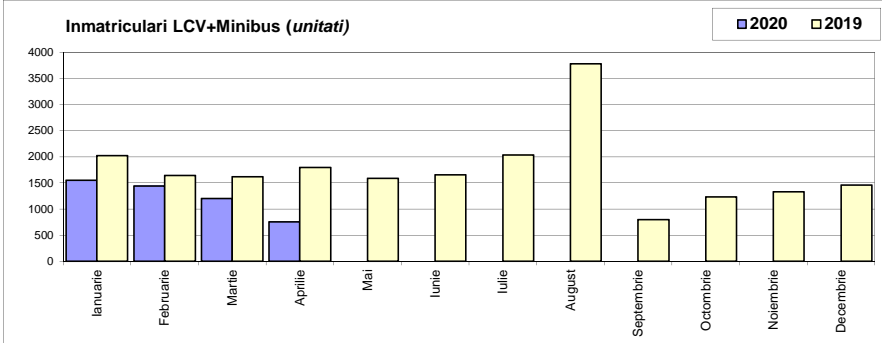
## Distributia inmatricularilor dupa tipul de tractiune 4x4 / Registrations breakdown on four wheel drive

| Marca         | unitati     | 2020          |                 | 2019        | Var. an anterior |
|---------------|-------------|---------------|-----------------|-------------|------------------|
|               |             | din total 4x4 | din total marca |             |                  |
| DACIA         | 2031        | 26.2%         | 23.0%           | 2598        | -21.8%           |
| BMW           | 811         | 10.4%         | 79.5%           | 975         | -16.8%           |
| VOLKSWAGEN    | 765         | 9.9%          | 26.7%           | 593         | 29.0%            |
| MERCEDES BENZ | 711         | 9.2%          | 71.5%           | 739         | -3.8%            |
| SUZUKI        | 605         | 7.8%          | 66.3%           | 644         | -6.1%            |
| SKODA         | 401         | 5.2%          | 14.4%           | 438         | -8.4%            |
| HYUNDAI       | 376         | 4.8%          | 16.8%           | 601         | -37.4%           |
| TOYOTA        | 321         | 4.1%          | 19.0%           | 228         | 40.8%            |
| MAZDA         | 244         | 3.1%          | 40.9%           | 360         | -32.2%           |
| LAND ROVER    | 213         | 2.7%          | 100.0%          | 281         | -24.2%           |
| AUDI          | 200         | 2.6%          | 63.7%           | 303         | -34.0%           |
| VOLVO         | 180         | 2.3%          | 83.3%           | 228         | -21.1%           |
| KIA           | 175         | 2.3%          | 23.4%           | 223         | -21.5%           |
| PORSCHE       | 107         | 1.4%          | 93.0%           | 52          | 105.8%           |
| NISSAN        | 96          | 1.2%          | 12.5%           | 52          | 84.6%            |
| Alte marci    | 526         | 6.8%          | 7.0%            | 1009        | -47.9%           |
| <b>TOTAL</b>  | <b>7762</b> | <b>100.0%</b> | <b>24.4%</b>    | <b>9324</b> | <b>-16.8%</b>    |

## Inmatriculari comerciale usoare si minibus / LCV &amp; Minibus registrations

| Luna/An      | 2020         | 2019         | Variatie      |
|--------------|--------------|--------------|---------------|
| Ianuarie     | 1 549        | 2 024        | -23.5%        |
| Februarie    | 1 442        | 1 641        | -12.1%        |
| Martie       | 1 199        | 1 615        | -25.8%        |
| Aprilie      | 756          | 1 794        | -57.9%        |
| Mai          | 1 590        | -            | -             |
| Iunie        | 1 656        | -            | -             |
| Iulie        | 2 033        | -            | -             |
| August       | 3 780        | -            | -             |
| Septembrie   | 796          | -            | -             |
| Octombrie    | 1 235        | -            | -             |
| Noiembrie    | 1 327        | -            | -             |
| Decembrie    | 1 457        | -            | -             |
| <b>Total</b> | <b>4 946</b> | <b>7 074</b> | <b>-30.1%</b> |

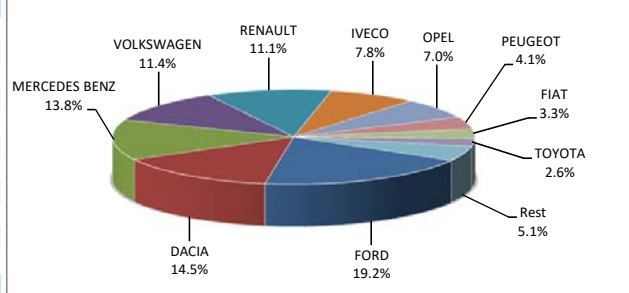
20 948



## Inmatriculari comerciale &lt;3.5t si minibus - marci / LCV + minibus registrations by make

| MARCA         | Aprilie unitati | Var. luna sim. an anterior | 2020 unitati | Var. an anterior |
|---------------|-----------------|----------------------------|--------------|------------------|
| FORD          | 124             | -60.6%                     | 949          | -26.6%           |
| DACIA         | 135             | -53.6%                     | 717          | -39.4%           |
| MERCEDES BENZ | 87              | -71.2%                     | 683          | -40.1%           |
| VOLKSWAGEN    | 70              | -65.3%                     | 564          | -14.8%           |
| RENAULT       | 69              | -54.3%                     | 550          | -26.7%           |
| IVECO         | 66              | -56.0%                     | 387          | -17.8%           |
| OPEL          | 75              | -37.0%                     | 346          | -7.7%            |
| PEUGEOT       | 44              | -8.3%                      | 204          | -6.0%            |
| FIAT          | 40              | -68.3%                     | 163          | -64.8%           |
| TOYOTA        | 15              | -51.6%                     | 129          | -25.4%           |
| Rest          | 31              | -47.5%                     | 254          | -                |
| <b>TOTAL</b>  | <b>756</b>      | <b>-57.9%</b>              | <b>4946</b>  | <b>-30.1%</b>    |

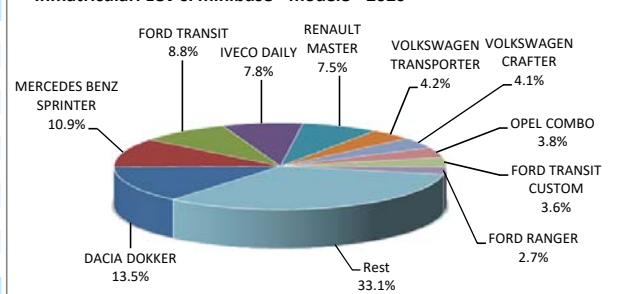
## Inmatriculari LCV si minibus - marci - 2020



## Inmatriculari comerciale &lt;3.5t si minibus - modele / LCV + minibus registrations by models

| MODEL                  | Aprilie unitati | Var. luna sim. an anterior | 2020 unitati | Var. an anterior |
|------------------------|-----------------|----------------------------|--------------|------------------|
| DACIA DOKKER           | 134             | -53.0%                     | 670          | -32.2%           |
| MERCEDES BENZ SPRINTER | 74              | -68.9%                     | 538          | -41.5%           |
| FORD TRANSIT           | 66              | -56.9%                     | 435          | -29.8%           |
| IVECO DAILY            | 66              | -56.0%                     | 387          | -17.8%           |
| RENAULT MASTER         | 50              | -49.0%                     | 370          | -34.0%           |
| VOLKSWAGEN TRANSPORTER | 32              | -67.3%                     | 207          | 17.6%            |
| VOLKSWAGEN CRAFTER     | 25              | -53.7%                     | 202          | -24.9%           |
| OPEL COMBO             | 50              | 38.9%                      | 189          | 145.5%           |
| FORD TRANSIT CUSTOM    | 27              | -65.8%                     | 177          | -40.2%           |
| FORD RANGER            | 8               | -71.4%                     | 135          | -24.2%           |
| Rest                   | 224             | -61.0%                     | 1636         | -                |
| <b>TOTAL</b>           | <b>756</b>      | <b>-57.9%</b>              | <b>4946</b>  | <b>-30.1%</b>    |

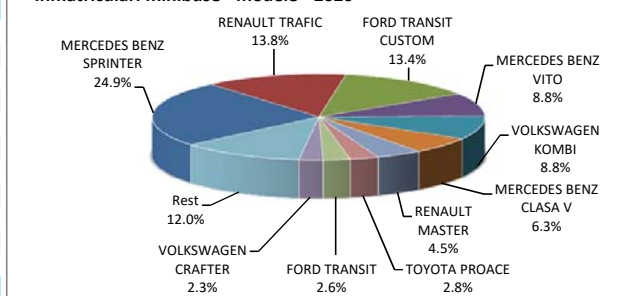
## Inmatriculari LCV si minibus - modele - 2020



## Inmatriculari minibus - modele / Minibus registrations by models

| MODEL                  | Aprilie unitati | Var. luna sim. an anterior | 2020 unitati | Var. an anterior |
|------------------------|-----------------|----------------------------|--------------|------------------|
| MERCEDES BENZ SPRINTER | 17              | -83.3%                     | 162          | -62.8%           |
| RENAULT TRAFIC         | 12              | -33.3%                     | 90           | 55.2%            |
| FORD TRANSIT CUSTOM    | 11              | -71.8%                     | 87           | -37.0%           |
| MERCEDES BENZ VITO     | 6               | -81.8%                     | 57           | -32.1%           |
| VOLKSWAGEN KOMBI       | 2               | -90.5%                     | 57           | -16.2%           |
| MERCEDES BENZ CLASA V  | 4               | -69.2%                     | 41           | -18.0%           |
| RENAULT MASTER         | 1               | 0.0%                       | 29           | 222.2%           |
| TOYOTA PROACE          | 5               | 150.0%                     | 18           | 38.5%            |
| FORD TRANSIT           | 3               | 0.0%                       | 17           | 41.7%            |
| VOLKSWAGEN CRAFTER     | 4               | 0.0%                       | 15           | -62.5%           |
| Rest                   | 11              | -79.2%                     | 78           | -                |
| <b>TOTAL</b>           | <b>76</b>       | <b>-73.7%</b>              | <b>651</b>   | <b>-37.5%</b>    |

## Inmatriculari minibus - modele - 2020



## Inmatriculari pick-up - modele / Pick-up registrations by models

| MODEL                 | Aprilie unitati | Var. luna sim. an anterior | 2020 unitati | Var. an anterior |
|-----------------------|-----------------|----------------------------|--------------|------------------|
| FORD RANGER           | 8               | -71.4%                     | 135          | -24.2%           |
| TOYOTA HILUX          | 5               | -79.2%                     | 89           | -27.0%           |
| NISSAN NAVARA         | 1               | -85.7%                     | 80           | 56.9%            |
| MITSUBISHI L200       | 2               | -66.7%                     | 40           | -14.9%           |
| ISUZU D-MAX           | 8               | -50.0%                     | 34           | -58.0%           |
| VOLKSWAGEN AMAROK     | 4               | -42.9%                     | 26           | -27.8%           |
| MERCEDES BENZ CLASA X | 0               | -100.0%                    | 19           | -51.3%           |
| SSANGYONG MUSSO GRAND | 0               | -                          | 3            | -                |
| FIAT FULLBACK         | 0               | -100.0%                    | 2            | -80.0%           |
| DODGE RAM             | 0               | -                          | 1            | -                |
| Rest                  | 0               | -                          | 1            | -                |
| <b>TOTAL</b>          | <b>28</b>       | <b>-71.7%</b>              | <b>430</b>   | <b>-23.9%</b>    |

## Inmatriculari pick-up - modele - 2020

