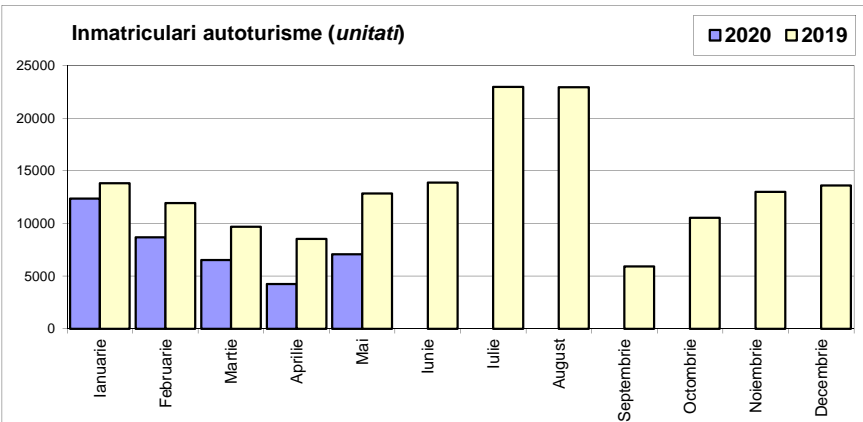


Inmatriculari autoturisme / Passenger car registrations

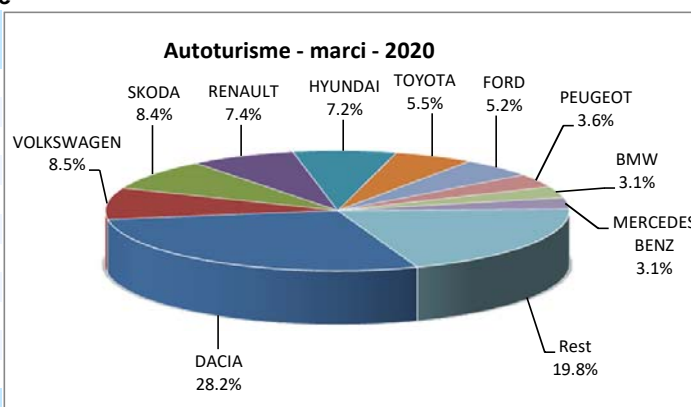
Luna/An	2020	2019	Variatie
Ianuarie	12 368	13 831	-10.6%
Februarie	8 688	11 927	-27.2%
Martie	6 532	9 699	-32.7%
Aprilie	4 265	8 521	-49.9%
Mai	7 067	12 855	-45.0%
Iunie		13 877	-
Iulie		22 975	-
August		22 952	-
Septembrie		5 929	-
Octombrie		10 532	-
Noiembrie		12 993	-
Decembrie		13 605	-
Total	38 920	56 833	-31.5%

159 696



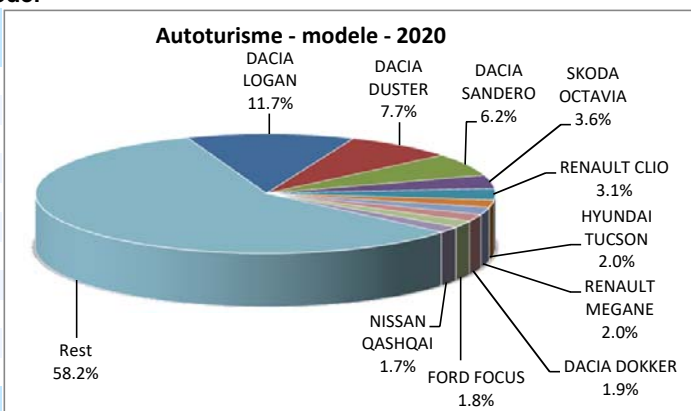
Top inmatriculari autoturisme - marci / Passenger car top - by make

MARCA	Mai unitati	Var. luna sim. an anterior	2020 unitati	Var. an anterior
DACIA	2139	-34.9%	10973	-37.7%
VOLKSWAGEN	430	-62.3%	3300	-17.1%
SKODA	493	-57.2%	3272	-24.7%
RENAULT	461	-54.8%	2872	-39.3%
HYUNDAI	555	5.5%	2794	4.9%
TOYOTA	467	-6.6%	2156	-8.2%
FORD	414	-49.7%	2029	-49.9%
PEUGEOT	292	-49.7%	1414	-4.8%
BMW	185	-37.5%	1205	-17.5%
MERCEDES BENZ	203	-48.2%	1198	-12.4%
Rest	1428	-54.5%	7707	-39.8%
TOTAL	7067	-45.0%	38920	-31.5%



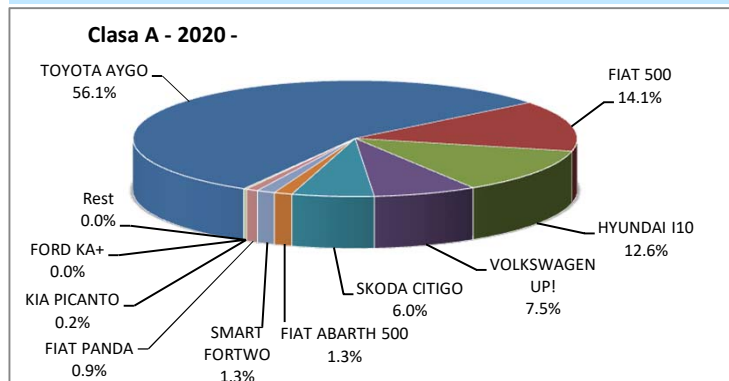
Top inmatriculari autoturisme - modele / Passenger car top - by model

MODEL	Mai unitati	Var. luna sim. an anterior	2020 unitati	Var. an anterior
DACIA LOGAN	911	-51.1%	4562	-52.9%
DACIA DUSTER	514	-26.1%	3007	-22.2%
DACIA SANDERO	538	0.7%	2405	-16.0%
SKODA OCTAVIA	118	-74.2%	1411	-24.0%
RENAULT CLIO	201	-57.3%	1197	-45.8%
HYUNDAI TUCSON	206	9.6%	783	-8.5%
RENAULT MEGANE	128	-58.2%	781	-42.5%
DACIA DOKKER	148	22.3%	753	-4.3%
FORD FOCUS	111	-54.9%	716	-49.3%
NISSAN QASHQAI	90	-74.4%	659	-62.0%
Rest	4102	-46.2%	22646	-25.0%
TOTAL	7067	-45.0%	38920	-31.5%

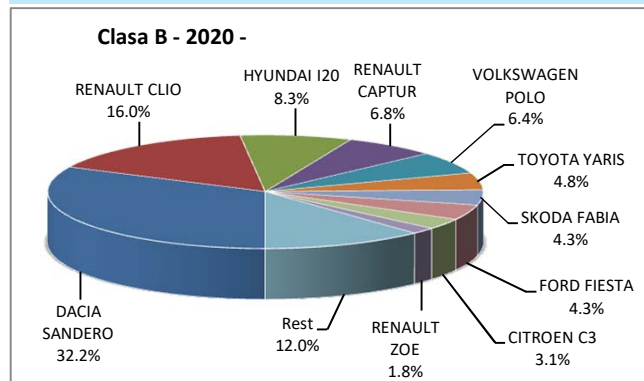


TOP 10 inmatriculari pe clase / TOP 10 passenger cars registrations by segment

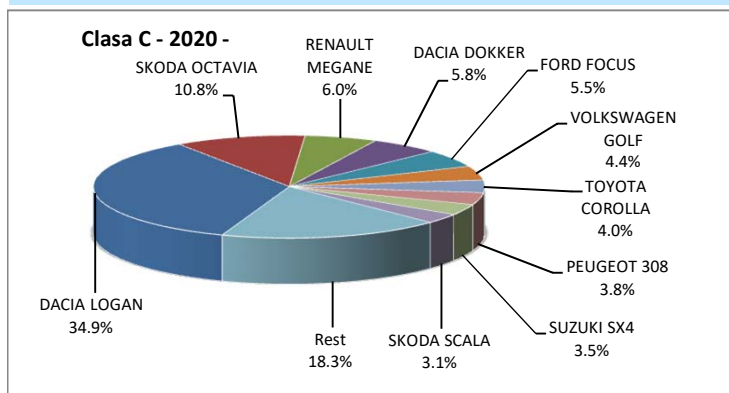
CLASA A		Mai		2020	2019	variatie
Segment A		unitati	pondere	unitati	unitati	2020/2019
TOYOTA	AYGO	73	51.4%	254	334	-24.0%
FIAT	500	10	7.0%	64	103	-37.9%
HYUNDAI	I10	27	19.0%	57	76	-25.0%
VOLKSWAGEN	UP!	8	5.6%	34	148	-77.0%
SKODA	CITIGO	20	14.1%	27	107	-74.8%
FIAT	ABARTH 500	0	0.0%	6	4	50.0%
SMART	FORTWO	0	0.0%	6	33	-81.8%
FIAT	PANDA	4	2.8%	4	1	300.0%
KIA	PICANTO	0	0.0%	1	3	-66.7%
FORD	KA+	0	0.0%	0	55	-
Rest		0	0.0%	0	4	-
TOTAL		142	100%	453	868	-47.8%



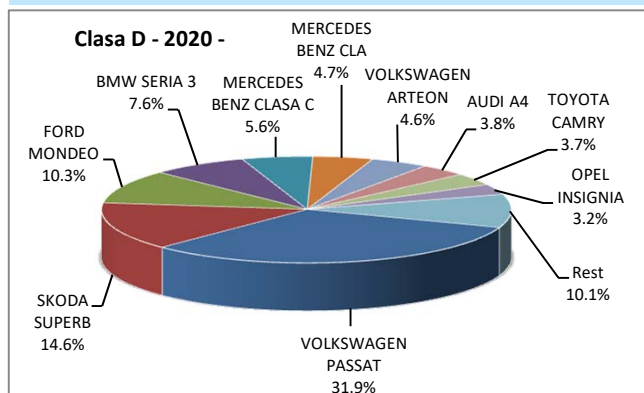
CLASA B		Mai		2020	2019	variatie
Segment B		unitati	pondere	unitati	unitati	2020/2019
DACIA	SANDERO	538	39.6%	2405	2864	-16.0%
RENAULT	CLIO	201	14.8%	1197	2209	-45.8%
HYUNDAI	I20	62	4.6%	620	734	-15.5%
RENAULT	CAPTUR	87	6.4%	512	787	-34.9%
VOLKSWAGEN	POLO	27	2.0%	476	1035	-54.0%
TOYOTA	YARIS	92	6.8%	361	520	-30.6%
SKODA	FABIA	52	3.8%	324	351	-7.7%
FORD	FIESTA	50	3.7%	322	629	-48.8%
CITROEN	C3	47	3.5%	231	447	-48.3%
RENAULT	ZOE	4	0.3%	136	50	172.0%
Rest		200	14.7%	896	1804	-
TOTAL		1360	100%	7480	11430	-34.6%



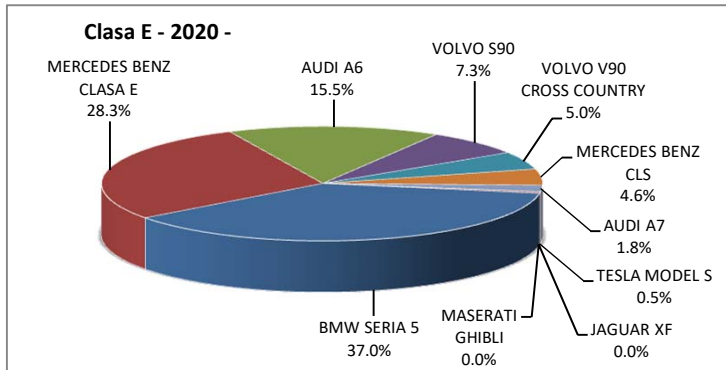
CLASA C		Mai		2020	2019	variatie
Segment C		unitati	pondere	unitati	unitati	2020/2019
DACIA	LOGAN	911	40.1%	4562	9689	-52.9%
SKODA	OCTAVIA	118	5.2%	1411	1856	-24.0%
RENAULT	MEGANE	128	5.6%	781	1359	-42.5%
DACIA	DOKKER	148	6.5%	753	787	-4.3%
FORD	FOCUS	111	4.9%	716	1413	-49.3%
VOLKSWAGEN	GOLF	102	4.5%	579	890	-34.9%
TOYOTA	COROLLA	124	5.5%	517	333	55.3%
PEUGEOT	308	69	3.0%	495	218	127.1%
SUZUKI	SX4	79	3.5%	454	408	11.3%
SKODA	SCALA	62	2.7%	401	0	-
Rest		420	18.5%	2392	4698	-
TOTAL		2272	100%	13061	21651	-39.7%



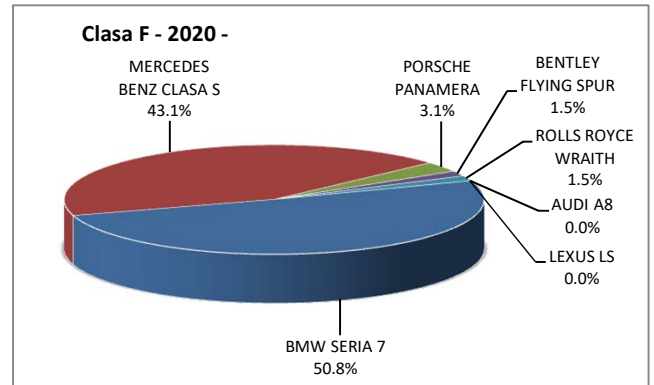
CLASA D		Mai		2020	2019	variatie
Segment D		unitati	pondere	unitati	unitati	2020/2019
VOLKSWAGEN	PASSAT	85	30.2%	532	487	9.2%
SKODA	SUPERB	53	18.9%	243	405	-40.0%
FORD	MONDEO	29	10.3%	172	235	-26.8%
BMW	SERIA 3	10	3.6%	127	152	-16.4%
MERCEDES BENZ	CLASA C	18	6.4%	93	130	-28.5%
MERCEDES BENZ	CLA	12	4.3%	79	39	102.6%
VOLKSWAGEN	ARTEON	8	2.8%	77	88	-12.5%
AUDI	A4	8	2.8%	63	81	-22.2%
TOYOTA	CAMRY	10	3.6%	62	5	-
OPEL	INSIGNIA	15	5.3%	53	110	-51.8%
Rest		33	11.7%	169	328	-
TOTAL		281	100%	1670	2060	-18.9%



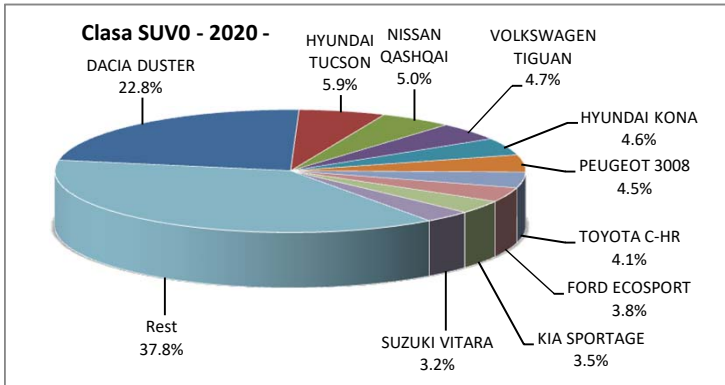
CLASA E		Mai		2020	2019	variatie
Segment E		unitati	pondere	unitati	unitati	2020/2019
BMW	SERIA 5	15	38.5%	81	164	-50.6%
MERCEDES BENZ	CLASA E	10	25.6%	62	118	-47.5%
AUDI	A6	7	17.9%	34	64	-46.9%
VOLVO	S90	1	2.6%	16	16	0.0%
VOLVO	V90 CROSS COUNTRY	0	0.0%	11	4	175.0%
MERCEDES BENZ	CLS	5	12.8%	10	32	-68.8%
AUDI	A7	0	0.0%	4	9	-55.6%
TESLA	MODEL S	1	2.6%	1	0	-
JAGUAR	XF	0	0.0%	0	8	-
MASERATI	Ghibli	0	0.0%	0	1	-
TOTAL		39	100%	219	416	-47.4%



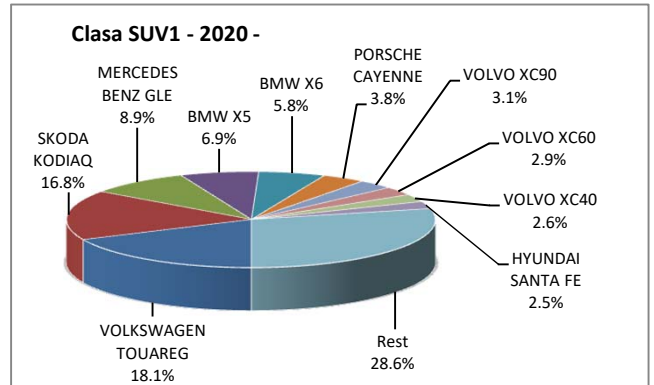
CLASA F		Mai		2020	2019	variatie
Segment F		unitati	pondere	unitati	unitati	2020/2019
BMW	SERIA 7	7	46.7%	33	18	83.3%
MERCEDES BENZ	CLASA S	8	53.3%	28	53	-47.2%
PORSCHE	PANAMERA	0	0.0%	2	6	-66.7%
BENTLEY	FLYING SPUR	0	0.0%	1	0	-
ROLLS ROYCE	WRAITH	0	0.0%	1	0	-
AUDI	A8	0	0.0%	0	8	-
LEXUS	LS	0	0.0%	0	1	-
TOTAL		15	100%	65	86	-24.4%



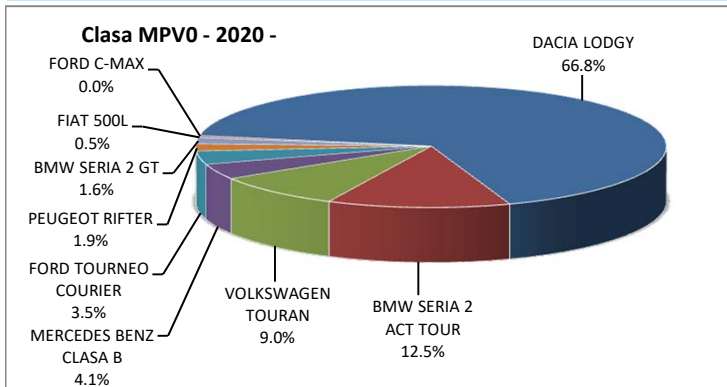
CLASA SUV0		Mai		2020	2019	variatie
Segment SUV0		unitati	pondere	unitati	unitati	2020/2019
DACIA	DUSTER	514	20.6%	3007	3864	-22.2%
HYUNDAI	TUCSON	206	8.2%	783	856	-8.5%
NISSAN	QASHQAI	90	3.6%	659	1734	-62.0%
VOLKSWAGEN	TIGUAN	100	4.0%	626	605	3.5%
HYUNDAI	KONA	101	4.0%	602	385	56.4%
PEUGEOT	3008	156	6.2%	600	546	9.9%
TOYOTA	C-HR	102	4.1%	545	708	-23.0%
FORD	ECOSPORT	109	4.4%	505	976	-48.3%
KIA	SPORTAGE	81	3.2%	458	484	-5.4%
SUZUKI	VITARA	82	3.3%	427	905	-52.8%
Rest		958	38.3%	4980	6438	-
TOTAL		2499	100%	13192	17501	-24.6%



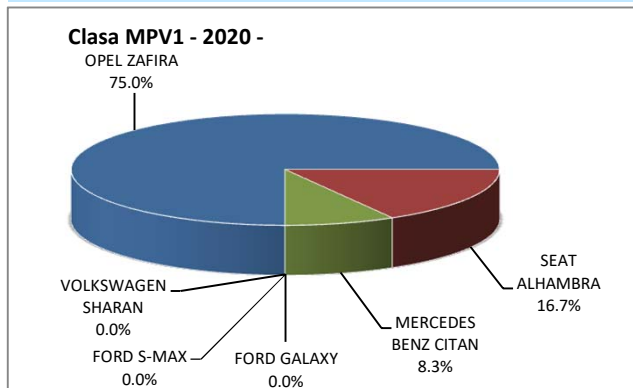
CLASA SUV1		Mai		2020	2019	variatie
Segment SUV1		unitati	pondere	unitati	unitati	2020/2019
VOLKSWAGEN	TOUAREG	30	7.8%	416	228	82.5%
SKODA	KODIAQ	75	19.5%	386	331	16.6%
MERCEDES BENZ	GLE	45	11.7%	204	134	52.2%
BMW	X5	27	7.0%	158	264	-40.2%
BMW	X6	33	8.6%	134	49	173.5%
PORSCHE	CAYENNE	14	3.6%	88	33	166.7%
VOLVO	XC90	11	2.9%	72	71	1.4%
VOLVO	XC60	14	3.6%	67	109	-38.5%
VOLVO	XC40	9	2.3%	59	105	-43.8%
HYUNDAI	SANTA FE	5	1.3%	57	58	-1.7%
Rest		121	31.5%	658	772	-
TOTAL		384	100%	2299	2154	6.7%



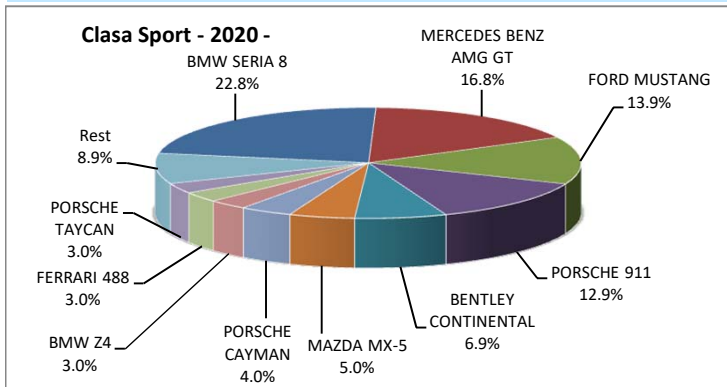
CLASA MPV0		Mai		2020	2019	variatie
Segment MPV0		unitati	pondere	unitati		2020/2019
DACIA	LODGY	28	58.3%	246	403	-39.0%
BMW	SERIA 2 ACT TOUR	10	20.8%	46	55	-16.4%
VOLKSWAGEN	TOURAN	4	8.3%	33	12	175.0%
MERCEDES BENZ	CLASA B	1	2.1%	15	23	-34.8%
FORD	TOURNEO COURIER	5	10.4%	13	29	-55.2%
PEUGEOT	RIFTER	0	0.0%	7	0	-
BMW	SERIA 2 GT	0	0.0%	6	5	20.0%
FIAT	500L	0	0.0%	2	0	-
FORD	C-MAX	0	0.0%	0	4	-
TOTAL		48	100%	368	531	-30.7%



CLASA MPV1		Mai		2020	2019	variatie
Segment MPV1		unitati	pondere	unitati		2020/2019
OPEL	ZAFIRA	2	100.0%	9	3	200.0%
SEAT	ALHAMBRA	0	0.0%	2	0	-
MERCEDES BENZ	CITAN	0	0.0%	1	0	-
FORD	GALAXY	0	0.0%	0	1	-
FORD	S-MAX	0	0.0%	0	7	-
VOLKSWAGEN	SHARAN	0	0.0%	0	1	-
TOTAL		2	100%	12	12	0.0%

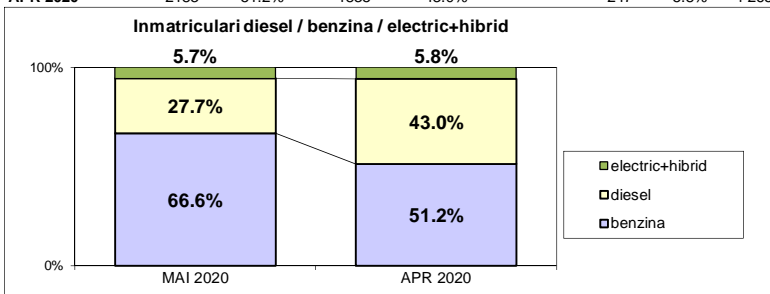


CLASA Sport		Mai		2020	2019	variatie
Segment Sport		unitati	pondere	unitati		2020/2019
BMW	SERIA 8	4	16.0%	23	23	0.0%
MERCEDES BENZ	AMG GT	6	24.0%	17	16	6.3%
FORD	MUSTANG	3	12.0%	14	31	-54.8%
PORSCHE	911	3	12.0%	13	6	116.7%
BENTLEY	CONTINENTAL	4	16.0%	7	7	0.0%
MAZDA	MX-5	1	4.0%	5	6	-16.7%
PORSCHE	CAYMAN	1	4.0%	4	3	33.3%
BMW	Z4	0	0.0%	3	5	-40.0%
FERRARI	488	0	0.0%	3	2	50.0%
PORSCHE	TAYCAN	2	8.0%	3	0	-
Rest		1	4.0%	9	25	-
TOTAL		25	100%	101	124	-18.5%

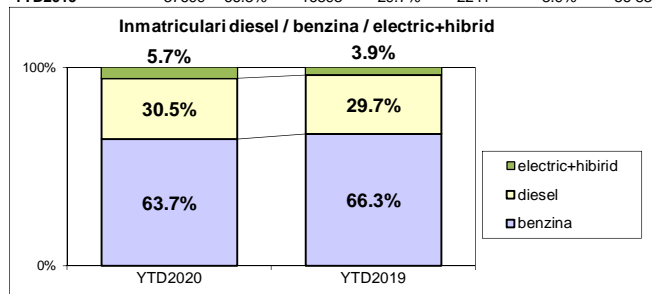


Segmentare autoturisme dupa tipul de combustibil / PC segmentation by type of fuel

	benzina		diesel		electric+hibrid		total
MAI 2020	4710	66.6%	1956	27.7%	401	5.7%	7 067
APR 2020	2183	51.2%	1835	43.0%	247	5.8%	4 265



	benzina		diesel		electric+hibrid		total
YTD2020	24807	63.7%	11890	30.5%	2223	5.7%	38 920
YTD2019	37699	66.3%	16893	29.7%	2241	3.9%	56 833



Inmatriculari autoturisme in functie de tipul de combustibil / Passenger car registrations by fuel type

Luna/An	2020		Pondere		Variatie 20/19		Top Marci - Electrice			Top Marci - Plug-in			Top Marci - Hibride					
	diesel	benzina	diesel	benzina	diesel	benzina	MARCA	2020	2019	Var. %	MARCA	2020	2019	Var. %	MARCA	2020	2019	Var. %
Ianuarie	3 313	8 353	26.8%	67.5%	-19.2%	-8.3%	RENAULT	136	50	172.0%	BMW	50	14	257.1%	TOYOTA	1339	1581	-15.3%
Februarie	2 560	5 571	29.5%	64.1%	-25.2%	-30.8%	BMW	55	55	0.0%	VOLVO	41	34	20.6%	LEXUS	85	111	-23.4%
Martie	2 226	3 990	34.1%	61.1%	-29.8%	-35.0%	VOLKSWAGEN	43	77	-44.2%	PORSCHE	35	0	-	HONDA	60	42	42.9%
Aprilie	1 835	2 183	43.0%	51.2%	-39.1%	-58.3%	NISSAN	34	55	-38.2%	MITSUBISHI	18	19	-5.3%	FORD	39	36	8.3%
Mai	1 956	4 710	27.7%	66.6%	-38.6%	-48.6%	HYUNDAI	22	3	-	HYUNDAI	16	0	-	SUZUKI	30	9	233.3%
Iunie	-	-	-	-	-	-	SKODA	22	0	-	MERCEDES BENZ	13	2	-	HYUNDAI	28	18	55.6%
Iulie	-	-	-	-	-	-	SMART	20	59	-66.1%	KIA	9	29	-69.0%	VOLVO	23	0	-
August	-	-	-	-	-	-	MERCEDES BENZ	11	1	-	LAND ROVER	7	26	-73.1%	LAND ROVER	12	0	-
Septembrie	-	-	-	-	-	-	JAGUAR	10	7	42.9%	MINI	5	7	-28.6%	KIA	9	0	-
Octombrie	-	-	-	-	-	-	TESLA	10	1	-	VOLKSWAGEN	5	0	-	MINI	8	0	-
Noiembrie	-	-	-	-	-	-	Altele	11	5	120.0%	Altele	10	0	-	Altele	7	0	-
Decembrie	-	-	-	-	-	-	TOTAL	374	313	19.5%	TOTAL	209	131	59.5%	TOTAL	1640	1797	-8.7%
Total	11 890	24 807	30.5%	63.7%	-29.6%	-34.2%												

Top 10 Autoturisme in functie de tipul de alimentare - marci / Top 10 passenger car sales by fuel type and make

Top 10 diesel - marci

MARCA	Mai 2020	2020	Pondere %	Var. an anterior	
DACIA	776	4337	36.5%	-31.8%	
VOLKSWAGEN	176	1631	13.7%	-5.6%	
SKODA	175	1207	10.2%	-32.6%	
PEUGEOT	196	965	8.1%	158.7%	
FORD	124	772	6.5%	-48.2%	
BMW	110	707	5.9%	-33.1%	
MERCEDES BENZ	79	477	4.0%	-31.6%	
CITROEN	68	289	2.4%	-	
RENAULT	55	244	2.1%	-77.6%	
AUDI	26	201	1.7%	-52.3%	
Rest	171	1060	8.9%	-42.7%	
TOTAL		1956	11890	100.0%	-29.6%

Top 10 benzina - marci

MARCA	Mai 2020	2020	Pondere %	Var. an anterior
DACIA	1363	6636	26.8%	-41.0%
HYUNDAI	520	2619	10.6%	9.9%
RENAULT	402	2492	10.0%	-30.6%
SKODA	299	2041	8.2%	-20.1%
VOLKSWAGEN	242	1621	6.5%	-25.5%
FORD	277	1214	4.9%	-51.8%
SUZUKI	232	1114	4.5%	-31.6%
KIA	129	767	3.1%	18.7%
TOYOTA	198	766	3.1%	12.0%
NISSAN	108	714	2.9%	-57.6%
Rest	940	4823	19.4%	-
TOTAL	4710	24807	100%	-34.2%

Top 10 Autoturisme in functie de tipul de alimentare - modele / Top 10 passenger car sales by fuel type and model

Top 10 diesel - model

MODEL	Mai 2020	2020	Pondere %	Var. an anterior
DACIA DUSTER	434	2475	20.8%	-15.3%
DACIA LOGAN	208	1160	9.8%	-47.2%
SKODA OCTAVIA	45	564	4.7%	-43.7%
PEUGEOT 3008	136	439	3.7%	161.3%
VOLKSWAGEN TOUAREG	26	402	3.4%	76.3%
PEUGEOT 308	50	381	3.2%	309.7%
FORD FOCUS	53	343	2.9%	-38.5%
VOLKSWAGEN PASSAT	49	337	2.8%	-2.6%
VOLKSWAGEN TIGUAN	45	306	2.6%	-37.4%
SKODA KODIAQ	56	304	2.6%	4.8%
Rest	854	5179	43.6%	-39.8%
TOTAL	1956	11890	100.0%	-29.6%

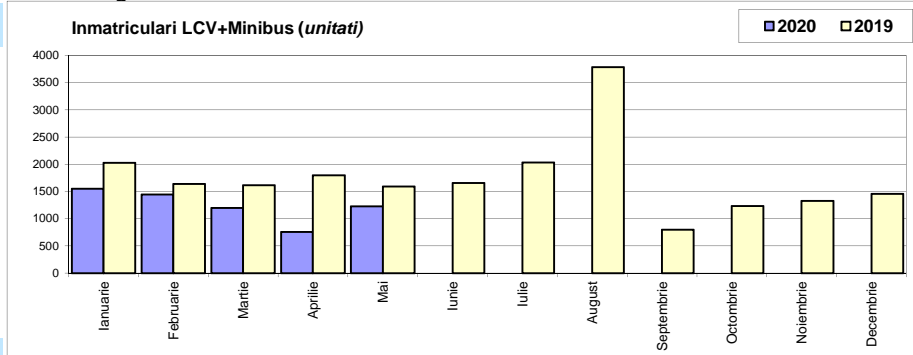
Top 10 benzina - model

MODEL	Mai 2020	2020	Pondere %	Var. an anterior
DACIA LOGAN	703	3402	13.7%	-54.6%
DACIA SANDERO	471	2121	8.6%	-17.7%
RENAULT CLIO	186	1159	4.7%	-20.3%
SKODA OCTAVIA	73	847	3.4%	-0.9%
HYUNDAI TUCSON	196	736	3.0%	6.1%
RENAULT MEGANE	113	676	2.7%	-43.5%
HYUNDAI I20	62	620	2.5%	-15.5%
HYUNDAI KONA	93	589	2.4%	58.3%
NISSAN QASHQAI	81	572	2.3%	-62.6%
DACIA DUSTER	80	532	2.1%	-43.6%
Rest	2652	13553	54.6%	-
TOTAL	4710	24807	100.0%	-34.2%

Inmatriculari comerciale usoare si minibus / LCV & Minibus registrations

Luna/An	2020	2019	Variatie
Ianuarie	1 549	2 024	-23.5%
Februarie	1 442	1 641	-12.1%
Martie	1 199	1 615	-25.8%
Aprilie	756	1 794	-57.9%
Mai	1 227	1 590	-22.8%
Iunie		1 656	-
Iulie		2 033	-
August		3 780	-
Septembrie		796	-
Octombrie		1 235	-
Noiembrie		1 327	-
Decembrie		1 457	-
Total	6 173	8 664	-28.8%

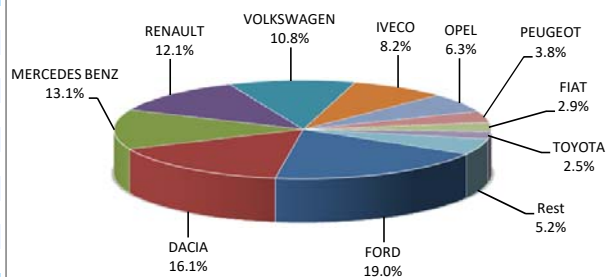
20 948



Inmatriculari comerciale <3.5t si minibus - marci / LCV + minibus registrations by make

MARCA	Mai unitati	Var. luna sim. an anterior	2020 unitati	Var. an anterior
FORD	225	-25.2%	1174	-26.3%
DACIA	276	46.0%	993	-27.6%
MERCEDES BENZ	125	-57.2%	808	-43.6%
RENAULT	196	47.4%	746	-15.5%
VOLKSWAGEN	104	-31.1%	668	-17.8%
IVECO	121	-32.8%	508	-22.0%
OPEL	44	-47.6%	390	-15.0%
PEUGEOT	30	-18.9%	234	-7.9%
FIAT	18	-81.1%	181	-67.6%
TOYOTA	23	-46.5%	152	-29.6%
Rest	65	-23.5%	319	-
TOTAL	1227	-22.8%	6173	-28.8%

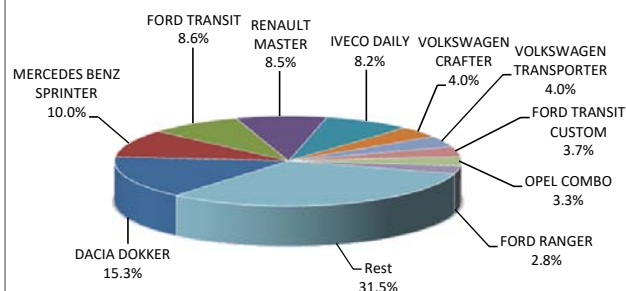
Inmatriculari LCV si minibus - marci - 2020



Inmatriculari comerciale <3.5t si minibus - modele / LCV + minibus registrations by models

MODEL	Mai unitati	Var. luna sim. an anterior	2020 unitati	Var. an anterior
DACIA DOKKER	275	47.8%	945	-19.5%
MERCEDES BENZ SPRINTER	82	-65.0%	620	-46.2%
FORD TRANSIT	98	-42.4%	533	-32.5%
RENAULT MASTER	152	100.0%	522	-18.1%
IVECO DAILY	119	-33.9%	506	-22.3%
VOLKSWAGEN CRAFTER	47	-20.3%	249	-24.1%
VOLKSWAGEN TRANSPORTER	41	51.9%	248	22.2%
FORD TRANSIT CUSTOM	50	13.6%	227	-33.2%
OPEL COMBO	16	33.3%	205	130.3%
FORD RANGER	40	21.2%	175	-17.1%
Rest	307	-46.0%	1943	-
TOTAL	1227	-22.8%	6173	-28.8%

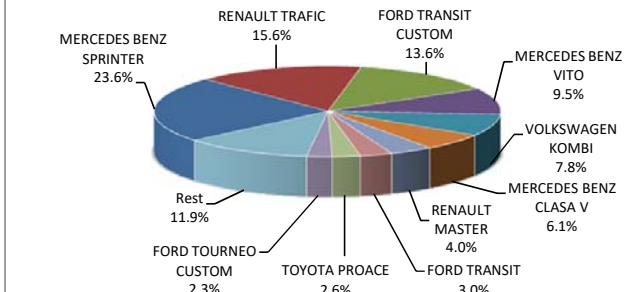
Inmatriculari LCV si minibus - modele - 2020



Inmatriculari minibus - modele / Minibus registrations by models

MODEL	Mai unitati	Var. luna sim. an anterior	2020 unitati	Var. an anterior
MERCEDES BENZ SPRINTER	20	-72.2%	182	-64.1%
RENAULT TRAFIC	30	87.5%	120	62.2%
FORD TRANSIT CUSTOM	18	-10.0%	105	-33.5%
MERCEDES BENZ VITO	16	-42.9%	73	-34.8%
VOLKSWAGEN KOMBI	3	-87.5%	60	-34.8%
MERCEDES BENZ CLASA V	6	-50.0%	47	-24.2%
RENAULT MASTER	2	0.0%	31	181.8%
FORD TRANSIT	6	50.0%	23	43.8%
TOYOTA PROACE	2	-50.0%	20	17.6%
FORD TOURNEO CUSTOM	5	-37.5%	18	-28.0%
Rest	12	-77.8%	92	-
TOTAL	120	-50.8%	771	-40.0%

Inmatriculari minibus - modele - 2020



Inmatriculari pick-up - modele / Pick-up registrations by models

MODEL	Mai unitati	Var. luna sim. an anterior	2020 unitati	Var. an anterior
FORD RANGER	40	21.2%	175	-17.1%
TOYOTA HILUX	17	-45.2%	106	-30.7%
NISSAN NAVARA	2	-50.0%	82	49.1%
MITSUBISHI L200	30	114.3%	70	14.8%
ISUZU D-MAX	15	36.4%	49	-46.7%
VOLKSWAGEN AMAROK	3	-70.0%	29	-37.0%
MERCEDES BENZ CLASA X	2	-77.8%	21	-56.3%
SSANGYONG MUSSO GRAND	0	-	3	-
FIAT FULLBACK	0	-100.0%	2	-81.8%
DODGE RAM	0	-100.0%	1	0.0%
Rest	0	-	1	-
TOTAL	109	-4.4%	539	-20.6%

Inmatriculari pick-up - modele - 2020

