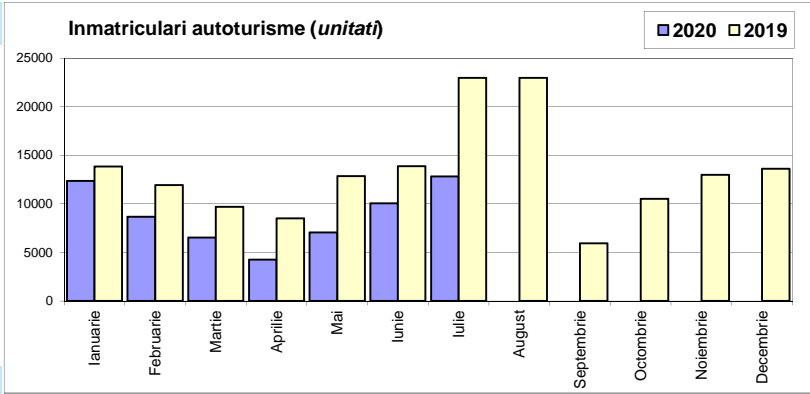


Inmatriculari autoturisme / Passenger car registrations

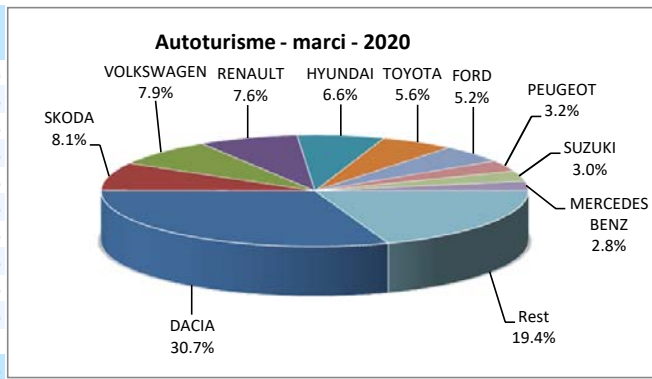
Luna/An	2020	2019	Variatie
Ianuarie	12 368	13 831	-10.6%
Februarie	8 688	11 927	-27.2%
Martie	6 532	9 699	-32.7%
Aprilie	4 265	8 521	-49.9%
Mai	7 067	12 855	-45.0%
Iunie	10 060	13 877	-27.5%
Iulie	12 816	22 975	-44.2%
August		22 952	-
Septembrie		5 929	-
Octombrie		10 532	-
Noiembrie		12 993	-
Decembrie		13 605	-
Total	61 796	93 685	-34.0%

159 696



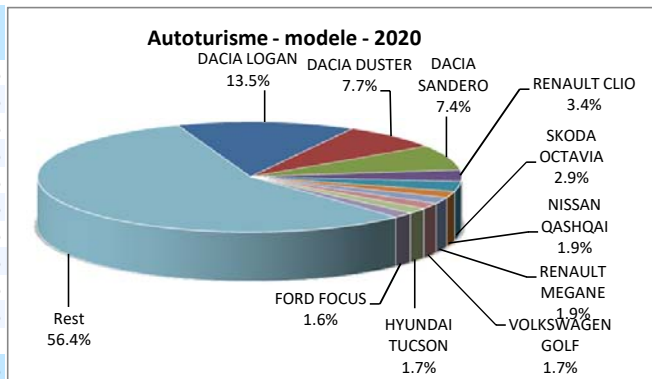
Top inmatriculari autoturisme - marci / Passenger car top - by make

MARCA	Iulie unitati	Var. luna sim. an anterior	2020 unitati	Var. an anterior
DACIA	4376	-39.6%	18950	-33.8%
SKODA	1123	-45.9%	5000	-34.6%
VOLKSWAGEN	965	-33.8%	4880	-24.5%
RENAULT	1019	-56.0%	4678	-44.3%
HYUNDAI	570	-47.1%	4064	-8.9%
TOYOTA	637	-23.7%	3436	-8.0%
FORD	686	-61.3%	3199	-53.1%
PEUGEOT	364	3.1%	1994	-9.5%
SUZUKI	389	-54.6%	1879	-34.9%
MERCEDES BENZ	258	-22.3%	1700	-13.2%
Rest	2429	-47.9%	12016	-
TOTAL	12816	-44.2%	61796	-34.0%



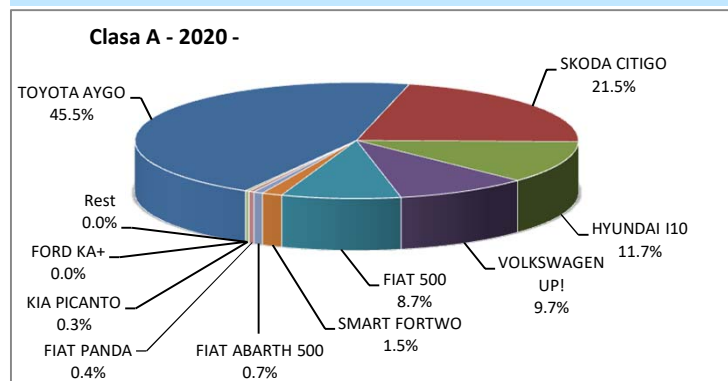
Top inmatriculari autoturisme - modele / Passenger car top - by model

MODEL	Iulie unitati	Var. luna sim. an anterior	2020 unitati	Var. an anterior
DACIA LOGAN	2158	-44.5%	8353	-46.6%
DACIA DUSTER	942	-40.0%	4731	-25.9%
DACIA SANDERO	1170	-19.7%	4576	-7.6%
RENAULT CLIO	521	-44.3%	2074	-44.6%
SKODA OCTAVIA	266	-58.4%	1795	-39.0%
NISSAN QASHQAI	251	-52.9%	1163	-54.9%
RENAULT MEGANE	205	-63.2%	1154	-49.6%
VOLKSWAGEN GOLF	362	20.3%	1081	-22.8%
HYUNDAI TUCSON	109	-67.2%	1034	-23.7%
FORD FOCUS	176	-58.0%	985	-53.5%
Rest	6656	-46.1%	34850	-
TOTAL	12816	-44.2%	61796	-34.0%

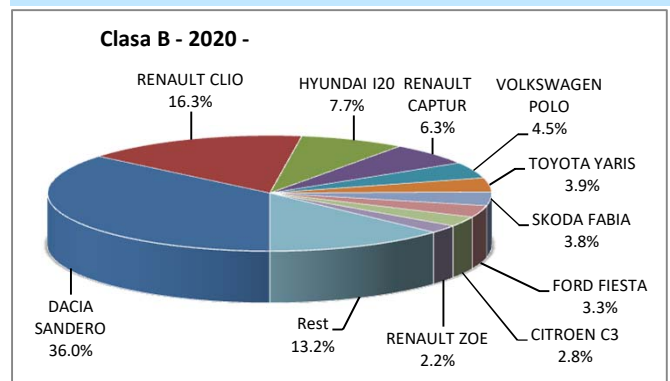


TOP 10 inmatriculari pe clase / TOP 10 passenger cars registrations by segment

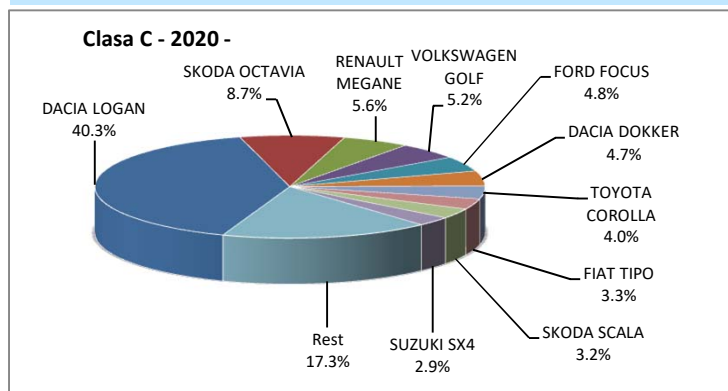
CLASA A		Iulie		2020	2019	variatie
Segment A		unitati	pondere	unitati	unitati	2020/2019
TOYOTA	AYGO	103	30.4%	461	593	-22.3%
SKODA	CITIGO	152	44.8%	218	194	12.4%
HYUNDAI	I10	26	7.7%	119	167	-28.7%
VOLKSWAGEN	UP!	45	13.3%	98	218	-55.0%
FIAT	500	6	1.8%	88	146	-39.7%
SMART	FORTWO	5	1.5%	15	45	-66.7%
FIAT	ABARTH 500	0	0.0%	7	6	16.7%
FIAT	PANDA	0	0.0%	4	1	300.0%
KIA	PICANTO	2	0.6%	3	4	-25.0%
FORD	KA+	0	0.0%	0	117	-
Rest		0	0.0%	0	5	-
TOTAL		339	100%	1013	1496	-32.3%



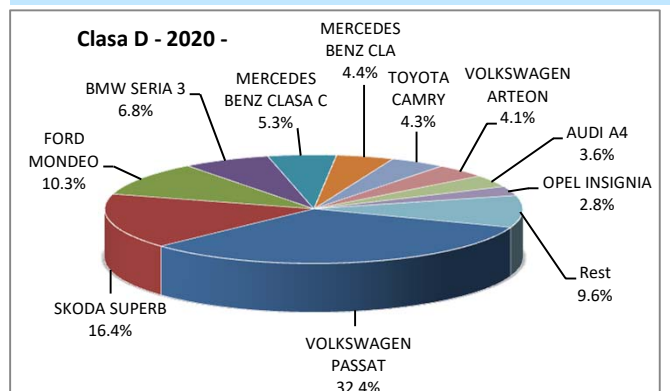
CLASA B		Iulie		2020	2019	variatie
Segment B		unitati	pondere	unitati	unitati	2020/2019
DACIA	SANDERO	1170	40.8%	4576	4950	-7.6%
RENAULT	CLIO	521	18.2%	2074	3742	-44.6%
HYUNDAI	I20	179	6.2%	973	1154	-15.7%
RENAULT	CAPTUR	199	6.9%	801	1517	-47.2%
VOLKSWAGEN	POLO	47	1.6%	572	1371	-58.3%
TOYOTA	YARIS	69	2.4%	501	711	-29.5%
SKODA	FABIA	96	3.3%	484	760	-36.3%
FORD	FIESTA	46	1.6%	418	1124	-62.8%
CITROEN	C3	78	2.7%	356	813	-56.2%
RENAULT	ZOE	29	1.0%	285	192	48.4%
Rest		433	15.1%	1674	3140	-
TOTAL		2867	100%	12714	19474	-34.7%



CLASA C		Iulie		2020	2019	variatie
Segment C		unitati	pondere	unitati	unitati	2020/2019
DACIA	LOGAN	2158	48.2%	8353	15653	-46.6%
SKODA	OCTAVIA	266	5.9%	1795	2945	-39.0%
RENAULT	MEGANE	205	4.6%	1154	2289	-49.6%
VOLKSWAGEN	GOLF	362	8.1%	1081	1400	-22.8%
FORD	FOCUS	176	3.9%	985	2117	-53.5%
DACIA	DOKKER	86	1.9%	983	1068	-8.0%
TOYOTA	COROLLA	143	3.2%	835	628	33.0%
FIAT	TIPO	322	7.2%	694	467	48.6%
SKODA	SCALA	162	3.6%	657	76	-
SUZUKI	SX4	73	1.6%	600	738	-18.7%
Rest		522	11.7%	3581	8190	-
TOTAL		4475	100%	20718	35571	-41.8%

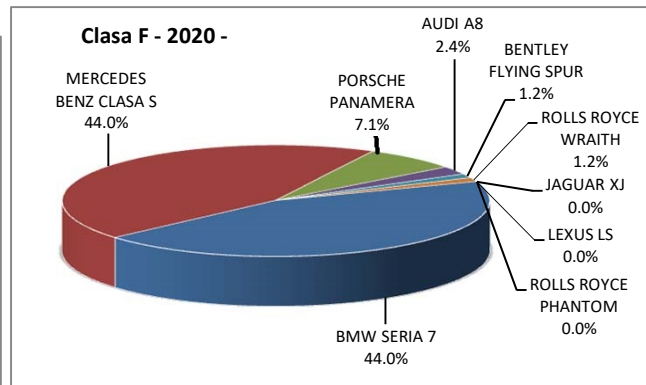
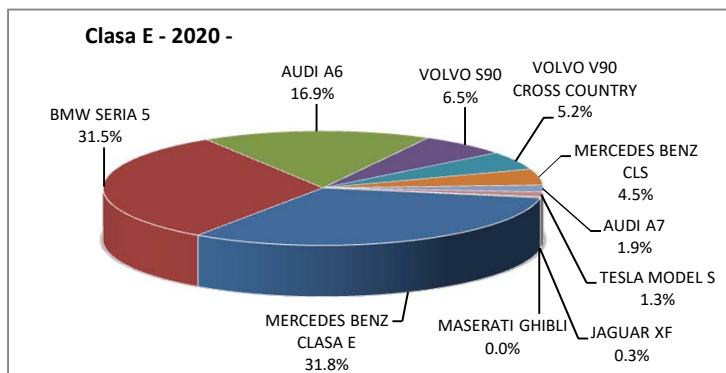


CLASA D		Iulie		2020	2019	variatie
Segment D		unitati	pondere	unitati	unitati	2020/2019
VOLKSWAGEN	PASSAT	134	31.7%	774	937	-17.4%
SKODA	SUPERB	89	21.0%	392	632	-38.0%
FORD	MONDEO	54	12.8%	245	347	-29.4%
BMW	SERIA 3	23	5.4%	162	236	-31.4%
MERCEDES BENZ	CLASA C	11	2.6%	126	188	-33.0%
MERCEDES BENZ	CLA	18	4.3%	106	74	43.2%
TOYOTA	CAMRY	16	3.8%	103	17	-
VOLKSWAGEN	ARTEON	13	3.1%	98	139	-29.5%
AUDI	A4	14	3.3%	87	125	-30.4%
OPEL	INSIGNIA	6	1.4%	66	222	-70.3%
Rest		45	10.6%	228	487	-
TOTAL		423	100%	2387	3404	-29.9%



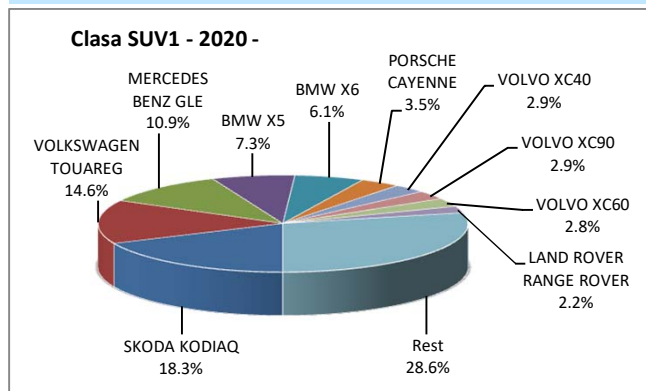
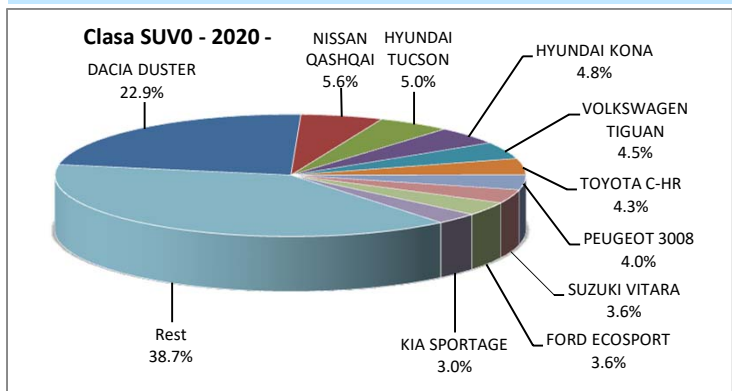
CLASA E		Iulie		2020	2019	variatie
Segment E		unitati	pondere	unitati		2020/2019
MERCEDES BENZ	CLASA E	10	23.8%	98	167	-41.3%
BMW	SERIA 5	12	28.6%	97	228	-57.5%
AUDI	A6	11	26.2%	52	89	-41.6%
VOLVO	S90	2	4.8%	20	24	-16.7%
VOLVO	V90 CROSS COUNTRY	1	2.4%	16	7	128.6%
MERCEDES BENZ	CLS	3	7.1%	14	44	-68.2%
AUDI	A7	2	4.8%	6	14	-57.1%
TESLA	MODEL S	1	2.4%	4	1	300.0%
JAGUAR	XF	0	0.0%	1	9	-88.9%
MASERATI	GHIBLI	0	0.0%	0	2	-
TOTAL		42	100%	308	585	-47.4%

CLASA F		Iulie		2020	2019	variatie
Segment F		unitati	pondere	unitati		2020/2019
BMW	SERIA 7	0	0.0%	37	39	-5.1%
MERCEDES BENZ	CLASA S	5	55.6%	37	72	-48.6%
PORSCHE	PANAMERA	3	33.3%	6	14	-57.1%
AUDI	A8	1	11.1%	2	11	-81.8%
BENTLEY	FLYING SPUR	0	0.0%	1	0	-
ROLLS ROYCE	WRAITH	0	0.0%	1	0	-
JAGUAR	XJ	0	0.0%	0	1	-
LEXUS	LS	0	0.0%	0	1	-
ROLLS ROYCE	PHANTOM	0	0.0%	0	1	-
TOTAL		9	100%	84	139	-39.6%

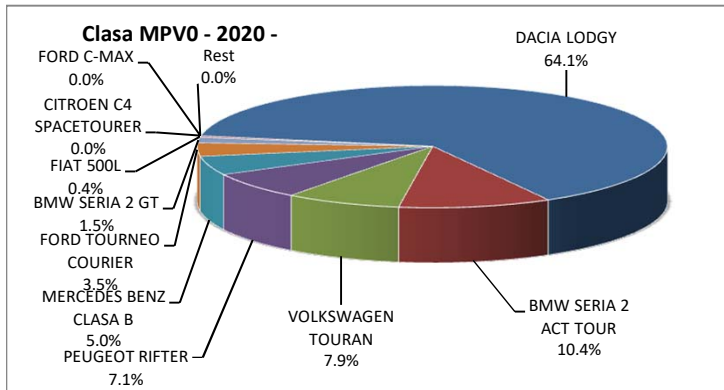


CLASA SUV0		Iulie		2020	2019	variatie
Segment SUV0		unitati	pondere	unitati		2020/2019
DACIA	DUSTER	942	23.6%	4731	6385	-25.9%
NISSAN	QASHQAI	251	6.3%	1163	2576	-54.9%
HYUNDAI	TUCSON	109	2.7%	1034	1355	-23.7%
HYUNDAI	KONA	164	4.1%	982	669	46.8%
VOLKSWAGEN	TIGUAN	167	4.2%	935	941	-0.6%
TOYOTA	C-HR	186	4.7%	891	1134	-21.4%
PEUGEOT	3008	104	2.6%	819	763	7.3%
SUZUKI	VITARA	167	4.2%	749	1599	-53.2%
FORD	ECOSPORT	112	2.8%	742	1807	-58.9%
KIA	SPORTAGE	75	1.9%	613	791	-22.5%
Rest		1722	43.1%	7996	10570	-
TOTAL		3999	100%	20655	28590	-27.8%

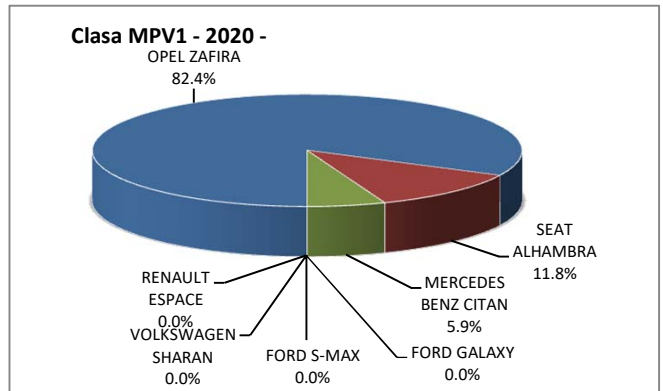
CLASA SUV1		Iulie		2020	2019	variatie
Segment SUV1		unitati	pondere	unitati		2020/2019
SKODA	KODIAQ	138	24.5%	593	549	8.0%
VOLKSWAGEN	TOUAREG	36	6.4%	473	382	23.8%
MERCEDES BENZ	GLE	74	13.1%	355	256	38.7%
BMW	X5	47	8.3%	236	407	-42.0%
BMW	X6	35	6.2%	197	76	159.2%
PORSCHE	CAYENNE	19	3.4%	114	84	35.7%
VOLVO	XC40	25	4.4%	94	143	-34.3%
VOLVO	XC90	10	1.8%	93	117	-20.5%
VOLVO	XC60	16	2.8%	92	168	-45.2%
LAND ROVER	RANGE ROVER	7	1.2%	72	78	-7.7%
Rest		157	27.8%	927	1174	-
TOTAL		564	100%	3246	3434	-5.5%



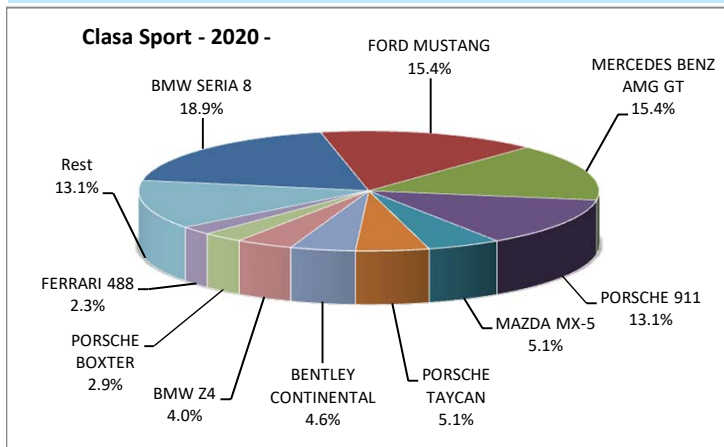
CLASA MPVO		Iulie		2020	2019	variatie
Segment MPVO		unitati	pondere	unitati		2020/2019
DACIA	LODGY	20	38.5%	307	565	-45.7%
BMW	SERIA 2 ACT TOUR	4	7.7%	50	76	-34.2%
VOLKSWAGEN	TOURAN	1	1.9%	38	39	-2.6%
PEUGEOT	RIFTER	23	44.2%	34	2	-
MERCEDES BENZ	CLASA B	2	3.8%	24	37	-35.1%
FORD	TOURNEO COURIER	2	3.8%	17	37	-54.1%
BMW	SERIA 2 GT	0	0.0%	7	7	0.0%
FIAT	500L	0	0.0%	2	0	-
CITROEN	C4 SPACETOURER	0	0.0%	0	1	-
FORD	C-MAX	0	0.0%	0	4	-
Rest		0	0.0%	0	2	-
TOTAL		52	100%	479	770	-37.8%



CLASA MPV1		Iulie		2020	2019	variatie
Segment MPV1		unitati	pondere	unitati		2020/2019
OPEL	ZAFIRA	3	100.0%	14	3	366.7%
SEAT	ALHAMBRA	0	0.0%	2	1	100.0%
MERCEDES BENZ	CITAN	0	0.0%	1	0	-
FORD	GALAXY	0	0.0%	0	1	-
FORD	S-MAX	0	0.0%	0	7	-
RENAULT	ESPACE	0	0.0%	0	1	-
VOLKSWAGEN	SHARAN	0	0.0%	0	1	-
TOTAL		3	100%	17	14	21.4%

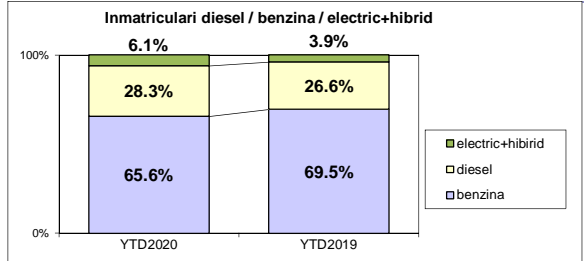
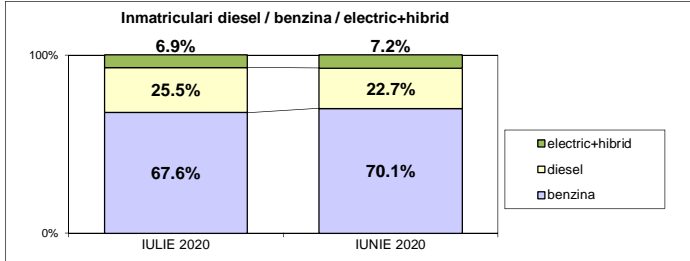


CLASA Sport		Iulie		2020	2019	variatie
Segment Sport		unitati	pondere	unitati		2020/2019
BMW	SERIA 8	4	9.3%	33	34	-2.9%
FORD	MUSTANG	8	18.6%	27	47	-42.6%
MERCEDES BENZ	AMG GT	5	11.6%	27	31	-12.9%
PORSCHE	911	8	18.6%	23	16	43.8%
MAZDA	MX-5	2	4.7%	9	9	0.0%
PORSCHE	TAYCAN	4	9.3%	9	0	-
BENTLEY	CONTINENTAL	0	0.0%	8	12	-33.3%
BMW	Z4	3	7.0%	7	14	-50.0%
PORSCHE	BOXTER	1	2.3%	5	3	66.7%
FERRARI	488	0	0.0%	4	3	33.3%
Rest		8	18.6%	23	39	-
TOTAL		43	100%	175	208	-15.9%



	benzina		diesel		electric+hibrid		total
IULIE 2020	8667	67.6%	3266	25.5%	883	6.9%	12 816
IUNIE 2020	7048	70.1%	2284	22.7%	728	7.2%	10 060

	benzina		diesel		electric+hibrid		total
YTD2020	40555	65.6%	17469	28.3%	3772	6.1%	61 796
YTD2019	65130	69.5%	24913	26.6%	3642	3.9%	93 685



Categoria HIBRID nu include si Mild Hibrid

Inmatriculari autoturisme in functie de tipul de combustibil / Passenger car registrations by fuel type

Luna/An	2020		Pondere		Variatie 20/19		Top Marci - Electrice			Top Marci - Plug-in			Top Marci - Hibride					
	diesel	benzina	diesel	benzina	diesel	benzina	MARCA	2020	2019	Var. %	MARCA	2020	2019	Var. %	MARCA	2020	2019	Var. %
Ianuarie	3 313	8 383	26.8%	67.5%	-19.2%	-8.3%	RENAULT	285	192	48.4%	BMW	65	20	225.0%	TOYOTA	2130	2450	-13.1%
Februarie	2 593	5 572	29.5%	64.1%	-25.2%	-30.8%	SKODA	213	0	-	VOLVO	58	50	16.0%	LEXUS	113	160	-29.4%
Martie	2 222	3 992	34.1%	61.1%	-29.8%	-35.0%	VOLKSWAGEN	111	118	-5.9%	PORSCHE	43	4	-	HYUNDAI	76	23	230.4%
Aprilie	1 835	2 182	43.0%	51.2%	-39.1%	-58.3%	BMW	67	83	-19.3%	MINI	39	43	-9.3%	HONDA	74	62	19.4%
Mai	1 956	4 711	27.7%	66.6%	-38.6%	-48.6%	HYUNDAI	65	8	-	MERCEDES BENZ	38	2	-	FORD	56	68	-17.6%
Iunie	2 284	7 048	22.7%	70.1%	-28.8%	-30.1%	NISSAN	42	158	-73.4%	FORD	32	0	-	KIA	21	36	-41.7%
Iulie	3 266	8 667	25.5%	67.6%	-32.2%	-50.0%	SMART	31	86	-64.0%	HYUNDAI	24	2	-	SUBARU	7	0	-
August	-	-	-	-	-	-	TESLA	31	6	416.7%	MINI	14	10	40.0%	-	-	-	-
Septembrie	-	-	-	-	-	-	PEUGEOT	24	0	-	LAND ROVER	10	29	-65.5%	-	-	-	-
Octombrie	-	-	-	-	-	-	MERCEDES BENZ	17	1	-	SKODA	10	0	-	-	-	-	-
Noiembrie	-	-	-	-	-	-	Altele	52	25	-	Altele	24	6	-	-	-	-	-
Decembrie	-	-	-	-	-	-	TOTAL	938	677	-38.6%	TOTAL	357	166	115.1%	TOTAL	2477	2799	-11.5%

TOP 10 HIBRID nu include autoturisme Mild Hibrid

Top 10 Autoturisme in functie de tipul de alimentare - marci / Top 10 passenger car sales by fuel type and make

Top 10 diesel - marci

MARCA	Iulie 2020	2020	Pondere %	Var. an anterior	
DACIA	1333	6759	38.7%	-26.1%	
VOLKSWAGEN	281	2132	12.2%	-26.6%	
SKODA	376	1763	10.1%	-34.6%	
PEUGEOT	216	1300	7.4%	128.1%	
FORD	197	1050	6.0%	-51.3%	
BMW	132	914	5.2%	-40.5%	
MERCEDES BENZ	109	711	4.1%	-26.0%	
RENAULT	229	529	3.0%	-64.6%	
CITROEN	114	459	2.6%	345.6%	
AUDI	50	289	1.7%	-55.7%	
Rest	229	1563	8.9%	-	
TOTAL		3266	17469	100.0%	-29.9%

Top 10 benzina - marci

MARCA	Iulie 2020	2020	Pondere %	Var. an anterior
DACIA	3043	12191	30.1%	-37.4%
RENAULT	761	3864	9.5%	-42.4%
HYUNDAI	502	3759	9.3%	-7.4%
SKODA	587	3014	7.4%	-39.0%
VOLKSWAGEN	634	2632	6.5%	-23.4%
FORD	464	2061	5.1%	-55.2%
SUZUKI	389	1879	4.6%	-34.8%
NISSAN	252	1224	3.0%	-51.6%
TOYOTA	217	1224	3.0%	3.9%
KIA	142	1068	2.6%	-8.2%
Rest	1676	7639	18.8%	-
TOTAL	8667	40555	100%	-37.7%

Top 10 Autoturisme in functie de tipul de alimentare - modele / Top 10 passenger car sales by fuel type and model

Top 10 diesel - model

MODEL	Iulie 2020	2020	Pondere %	Var. an anterior
DACIA DUSTER	725	3809	21.8%	-13.7%
DACIA LOGAN	440	1896	10.9%	-38.5%
SKODA OCTAVIA	141	738	4.2%	-51.5%
PEUGEOT 3008	77	606	3.5%	132.2%
VOLKSWAGEN PASSAT	89	503	2.9%	-32.5%
SKODA KODIAQ	116	477	2.7%	12.5%
FORD FOCUS	95	461	2.6%	-32.9%
VOLKSWAGEN TOUAREG	34	454	2.6%	19.2%
VOLKSWAGEN TIGUAN	75	440	2.5%	-38.6%
DACIA SANDERO	70	435	2.5%	12.4%
Rest	1404	7650	43.8%	-37.8%
TOTAL	3266	17469	100.0%	-29.9%

Top 10 benzina - model

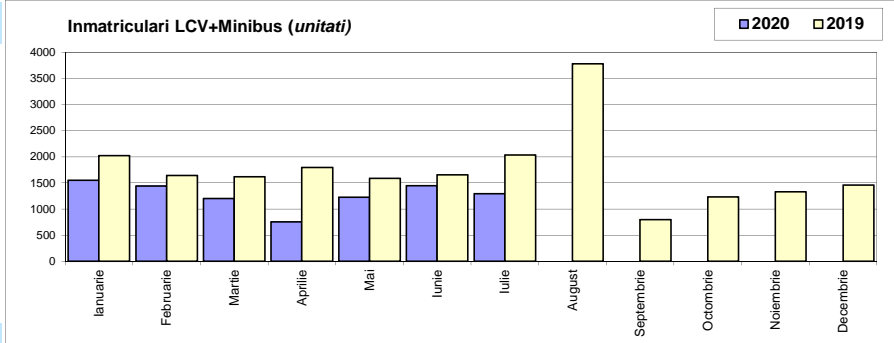
MODEL	Iulie 2020	2020	Pondere %	Var. an anterior
DACIA LOGAN	1718	6457	15.9%	-48.6%
DACIA SANDERO	1100	4141	10.2%	-9.2%
RENAULT CLIO	370	1878	4.6%	-31.4%
SKODA OCTAVIA	125	1057	2.6%	-25.7%
NISSAN QASHQAI	235	1022	2.5%	-54.6%
RENAULT MEGANE	163	991	2.4%	-51.4%
HYUNDAI I20	179	973	2.4%	-15.7%
HYUNDAI TUCSON	103	972	2.4%	-13.3%
DACIA DUSTER	217	922	2.3%	-53.2%
HYUNDAI KONA	132	905	2.2%	41.0%
Rest	4325	21237	52.4%	-
TOTAL	8667	40555	100.0%	-37.7%

Distributia inmatricularilor dupa tipul de tractiune 4x4 / Registrations breakdown on four wheel drive

Marca	2020			2019	Var. an anterior %
	unitati	din total 4x4	din total marca		
DACIA	3613	27.4%	19.1%	4766	-24.2%
MERCEDES BENZ	1285	9.7%	75.6%	1468	-12.5%
BMW	1279	9.7%	81.2%	1714	-25.4%
VOLKSWAGEN	1041	7.9%	21.3%	1310	-20.5%
SUZUKI	1026	7.8%	54.6%	1438	-28.7%
SKODA	752	5.7%	15.0%	948	-20.7%
HYUNDAI	612	4.6%	15.1%	1110	-44.9%
TOYOTA	591	4.5%	17.2%	465	27.1%
MAZDA	406	3.1%	37.6%	624	-34.9%
LAND ROVER	382	2.9%	100.0%	425	-10.1%
AUDI	331	2.5%	65.3%	602	-45.0%
VOLVO	292	2.2%	81.6%	425	-31.3%
KIA	291	2.2%	22.9%	401	-27.4%
PORSCHE	182	1.4%	92.4%	170	7.1%
MITSUBISHI	178	1.3%	70.1%	222	-19.8%
Alte marci	940	7.1%	5.8%	2086	-54.9%
TOTAL	13201	100.0%	21.4%	18174	-27.4%

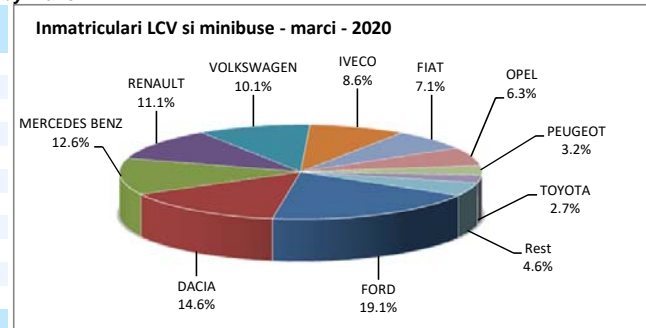
Inmatriculari comerciale usoare si minibus / LCV & Minibus registrations

Luna/An	2020	2019	Variatie
Ianuarie	1 549	2 024	-23.5%
Februarie	1 442	1 641	-12.1%
Martie	1 199	1 615	-25.8%
Aprilie	756	1 794	-57.9%
Mai	1 227	1 590	-22.8%
Iunie	1 445	1 656	-12.7%
Iulie	1 292	2 033	-36.4%
August		3 780	-
Septembrie		796	-
Octombrie		1 235	-
Noiembrie		1 327	-
Decembrie		1 457	-
Total	8 910	12 353	-27.9%



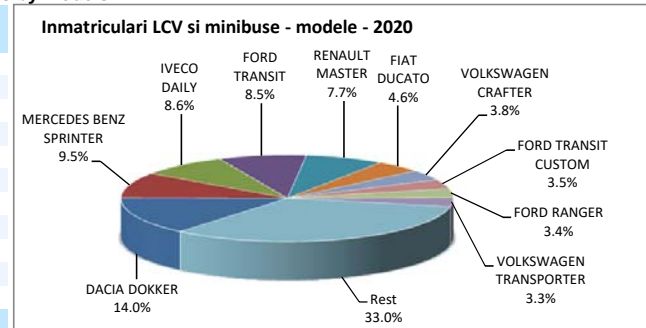
Inmatriculari comerciale <3.5t si minibus - marci / LCV + minibus registrations by make

MARCA	Iulie unitati	Var. luna sim. an anterior	2020 unitati	Var. an anterior
FORD	266	-28.9%	1706	-25.1%
DACIA	108	-55.7%	1302	-25.9%
MERCEDES BENZ	165	-32.4%	1120	-45.2%
RENAULT	127	-32.1%	989	-20.4%
VOLKSWAGEN	135	-31.5%	896	-24.7%
IVECO	123	-34.6%	769	-21.5%
FIAT	157	14.6%	634	-17.6%
OPEL	84	-22.2%	561	-14.2%
PEUGEOT	30	-74.8%	282	-42.1%
TOYOTA	55	-34.5%	241	-27.2%
Rest	42	-72.2%	410	-
TOTAL	1292	-36.4%	8910	-27.9%



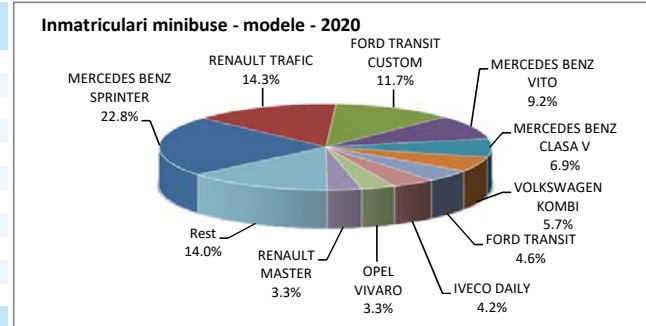
Inmatriculari comerciale <3.5t si minibus - modele / LCV + minibus registrations by models

MODEL	Iulie unitati	Var. luna sim. an anterior	2020 unitati	Var. an anterior
DACIA DOKKER	106	-52.3%	1251	-18.4%
MERCEDES BENZ SPRINTER	120	-29.8%	849	-48.2%
IVECO DAILY	123	-34.6%	767	-21.7%
FORD TRANSIT	115	-37.5%	760	-32.0%
RENAULT MASTER	93	-13.9%	683	-21.4%
FIAT DUCATO	98	25.6%	408	-18.7%
VOLKSWAGEN CRAFTER	54	-12.9%	342	-22.3%
FORD TRANSIT CUSTOM	45	-37.5%	312	-36.5%
FORD RANGER	66	29.4%	304	2.4%
VOLKSWAGEN TRANSPORTER	36	-39.0%	291	-4.9%
Rest	436	-48.0%	2943	-
TOTAL	1292	-36.4%	8910	-27.9%



Inmatriculari minibus - modele / Minibus registrations by models

MODEL	Iulie unitati	Var. luna sim. an anterior	2020 unitati	Var. an anterior
MERCEDES BENZ SPRINTER	45	9.8%	262	-62.7%
RENAULT TRAFIC	25	-37.5%	164	19.7%
FORD TRANSIT CUSTOM	15	-63.4%	135	-45.6%
MERCEDES BENZ VITO	21	-34.4%	106	-35.0%
MERCEDES BENZ CLASA V	19	-24.0%	79	-19.4%
VOLKSWAGEN KOMBI	4	-85.7%	65	-57.2%
FORD TRANSIT	15	200.0%	53	96.3%
IVECO DAILY	18	200.0%	48	37.1%
OPEL VIVARO	16	-27.3%	38	-69.4%
RENAULT MASTER	4	0.0%	38	111.1%
Rest	28	-9.7%	161	-
TOTAL	210	-23.6%	1149	-40.5%



Inmatriculari pick-up - modele / Pick-up registrations by models

MODEL	Iulie unitati	Var. luna sim. an anterior	2020 unitati	Var. an anterior
FORD RANGER	66	29.4%	304	2.4%
TOYOTA HILUX	31	-52.3%	160	-34.2%
NISSAN NAVARA	5	-87.5%	100	4.2%
MITSUBISHI L200	10	-82.8%	92	-29.8%
ISUZU D-MAX	6	-40.0%	62	-42.6%
VOLKSWAGEN AMAROK	5	-58.3%	40	-35.5%
MERCEDES BENZ CLASA X	3	-62.5%	26	-59.4%
SSANGYONG MUSSO GRAND	0	-100.0%	3	0.0%
FIAT FULLBACK	0	-	2	-81.8%
DACIA DUSTER	1	-	1	-
Rest	0	-	2	-
TOTAL	127	-48.6%	792	-22.1%

