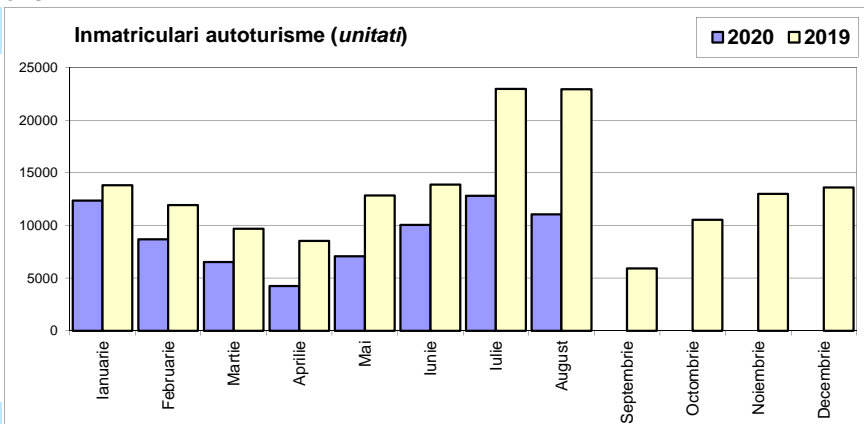


## Inmatriculari autoturisme / Passenger car registrations

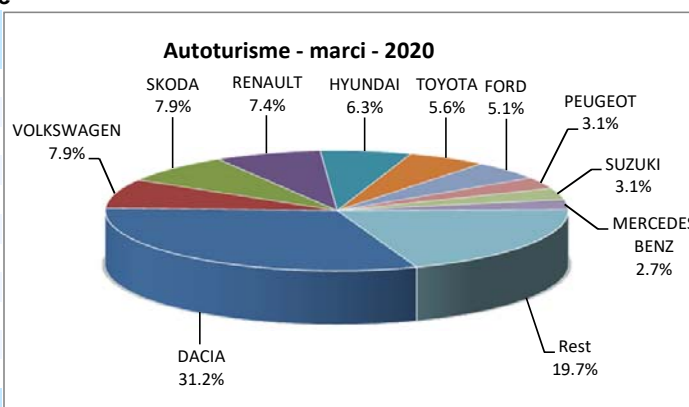
| Luna/An      | 2020          | 2019           | Variatie      |
|--------------|---------------|----------------|---------------|
| Ianuarie     | 12 368        | 13 831         | -10.6%        |
| Februarie    | 8 688         | 11 927         | -27.2%        |
| Martie       | 6 532         | 9 699          | -32.7%        |
| Aprilie      | 4 265         | 8 521          | -49.9%        |
| Mai          | 7 067         | 12 855         | -45.0%        |
| Iunie        | 10 060        | 13 877         | -27.5%        |
| Iulie        | 12 815        | 22 975         | -44.2%        |
| August       | 11 055        | 22 952         | -51.8%        |
| Septembrie   |               | 5 929          | -             |
| Octombrie    |               | 10 532         | -             |
| Noiembrie    |               | 12 993         | -             |
| Decembrie    |               | 13 605         | -             |
| <b>Total</b> | <b>72 850</b> | <b>116 637</b> | <b>-37.5%</b> |

159 696



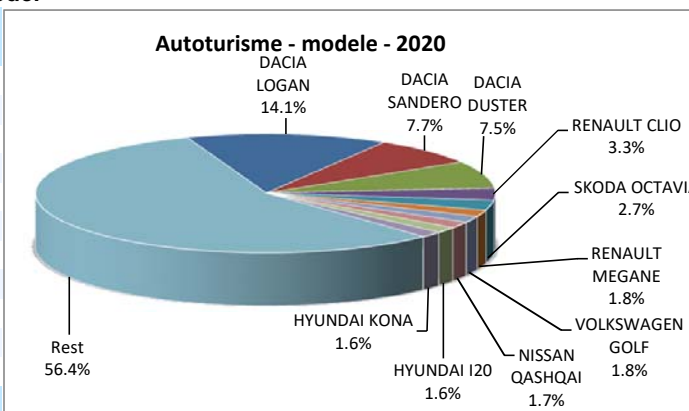
## Top inmatriculari autoturisme - marci / Passenger car top - by make

| MARCA         | August<br>unitati | Var. luna sim.<br>an anterior | 2020<br>unitati | Var. an<br>anterior |
|---------------|-------------------|-------------------------------|-----------------|---------------------|
| DACIA         | 3757              | -47.4%                        | <b>22707</b>    | -36.5%              |
| VOLKSWAGEN    | 880               | -42.0%                        | <b>5760</b>     | -27.8%              |
| SKODA         | 742               | -50.9%                        | <b>5742</b>     | -37.3%              |
| RENAULT       | 736               | -60.0%                        | <b>5414</b>     | -47.1%              |
| HYUNDAI       | 545               | -45.3%                        | <b>4609</b>     | -15.6%              |
| TOYOTA        | 613               | -35.1%                        | <b>4049</b>     | -13.5%              |
| FORD          | 537               | -66.2%                        | <b>3736</b>     | -55.6%              |
| PEUGEOT       | 282               | -60.7%                        | <b>2276</b>     | -22.1%              |
| SUZUKI        | 364               | -72.6%                        | <b>2243</b>     | -46.8%              |
| MERCEDES BENZ | 258               | -35.0%                        | <b>1957</b>     | -16.9%              |
| Rest          | 2341              | -52.9%                        | <b>14357</b>    | -                   |
| <b>TOTAL</b>  | <b>11055</b>      | <b>-51.8%</b>                 | <b>72850</b>    | <b>-37.5%</b>       |



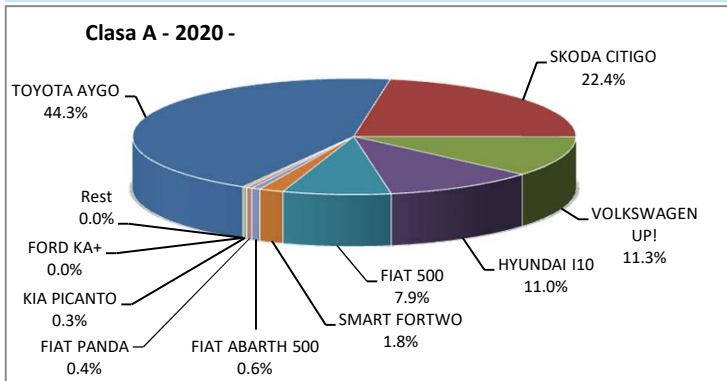
## Top inmatriculari autoturisme - modele / Passenger car top - by model

| MODEL           | August<br>unitati | Var. luna sim.<br>an anterior | 2020<br>unitati | Var. an<br>anterior |
|-----------------|-------------------|-------------------------------|-----------------|---------------------|
| DACIA LOGAN     | 1905              | -50.1%                        | <b>10258</b>    | -47.3%              |
| DACIA SANDERO   | 999               | -30.0%                        | <b>5575</b>     | -12.6%              |
| DACIA DUSTER    | 709               | -52.0%                        | <b>5440</b>     | -30.8%              |
| RENAULT CLIO    | 335               | -45.5%                        | <b>2409</b>     | -44.7%              |
| SKODA OCTAVIA   | 175               | -70.7%                        | <b>1970</b>     | -44.4%              |
| RENAULT MEGANE  | 146               | -74.1%                        | <b>1300</b>     | -54.4%              |
| VOLKSWAGEN GOLF | 212               | -31.4%                        | <b>1293</b>     | -24.3%              |
| NISSAN QASHQAI  | 96                | -58.8%                        | <b>1259</b>     | -55.2%              |
| HYUNDAI I20     | 179               | -36.1%                        | <b>1152</b>     | -19.7%              |
| HYUNDAI KONA    | 161               | 5.9%                          | <b>1143</b>     | <b>39.2%</b>        |
| Rest            | 6138              | -54.5%                        | <b>41051</b>    | -                   |
| <b>TOTAL</b>    | <b>11055</b>      | <b>-51.8%</b>                 | <b>72850</b>    | <b>-37.5%</b>       |

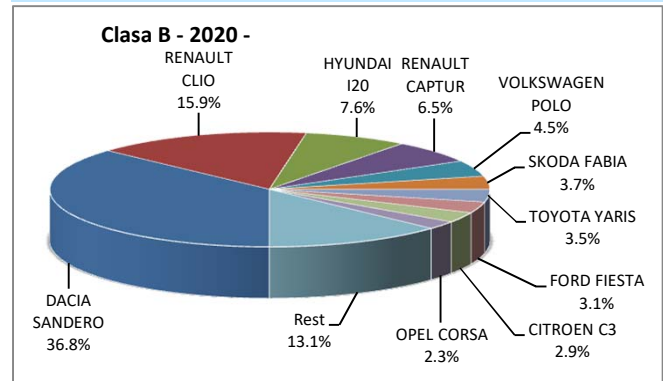


**TOP 10 inmatriculari pe clase / TOP 10 passenger cars registrations by segment**

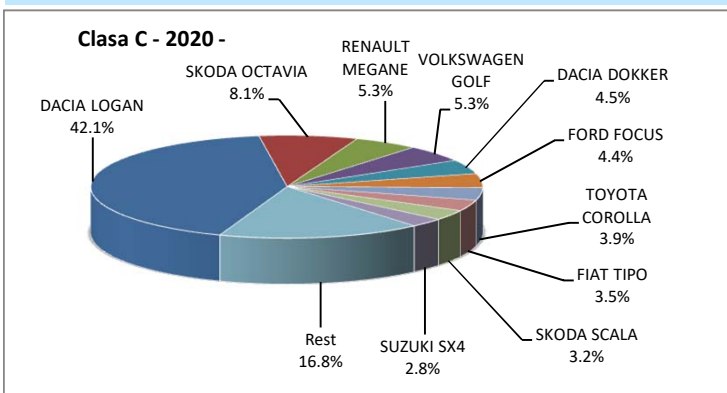
| CLASA A      |            | August     |             | 2020        | 2019        | variatie      |
|--------------|------------|------------|-------------|-------------|-------------|---------------|
| Segment A    |            | unitati    | pondere     | unitati     | unitati     | 2020/2019     |
| TOYOTA       | AYGO       | 85         | 38.8%       | 546         | 777         | -29.7%        |
| SKODA        | CITIGO     | 58         | 26.5%       | 276         | 223         | 23.8%         |
| VOLKSWAGEN   | UP!        | 41         | 18.7%       | 139         | 293         | -52.6%        |
| HYUNDAI      | I10        | 16         | 7.3%        | 135         | 216         | -37.5%        |
| FIAT         | 500        | 9          | 4.1%        | 97          | 193         | -49.7%        |
| SMART        | FORTWO     | 7          | 3.2%        | 22          | 51          | -56.9%        |
| FIAT         | ABARTH 500 | 1          | 0.5%        | 8           | 14          | -42.9%        |
| FIAT         | PANDA      | 1          | 0.5%        | 5           | 2           | 150.0%        |
| KIA          | PICANTO    | 1          | 0.5%        | 4           | 4           | 0.0%          |
| FORD         | KA+        | 0          | 0.0%        | 0           | 155         | -             |
| Rest         |            | 0          | 0.0%        | 0           | 6           | -             |
| <b>TOTAL</b> |            | <b>219</b> | <b>100%</b> | <b>1232</b> | <b>1934</b> | <b>-36.3%</b> |



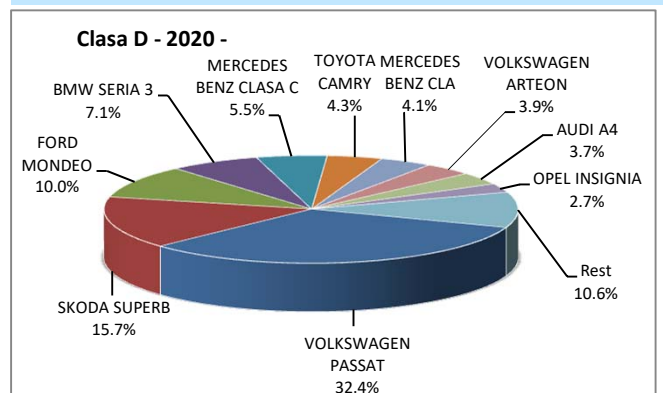
| CLASA B      |         | August      |             | 2020         | 2019         | variatie      |
|--------------|---------|-------------|-------------|--------------|--------------|---------------|
| Segment B    |         | unitati     | pondere     | unitati      | unitati      | 2020/2019     |
| DACIA        | SANDERO | 999         | 41.0%       | 5575         | 6378         | -12.6%        |
| RENAULT      | CLIO    | 335         | 13.8%       | 2409         | 4357         | -44.7%        |
| HYUNDAI      | I20     | 179         | 7.4%        | 1152         | 1434         | -19.7%        |
| RENAULT      | CAPTUR  | 182         | 7.5%        | 983          | 1952         | -49.6%        |
| VOLKSWAGEN   | POLO    | 112         | 4.6%        | 684          | 1498         | -54.3%        |
| SKODA        | FABIA   | 77          | 3.2%        | 561          | 969          | -42.1%        |
| TOYOTA       | YARIS   | 36          | 1.5%        | 537          | 899          | -40.3%        |
| FORD         | FIESTA  | 57          | 2.3%        | 475          | 1432         | -66.8%        |
| CITROEN      | C3      | 83          | 3.4%        | 439          | 1085         | -59.5%        |
| OPEL         | CORSA   | 67          | 2.8%        | 349          | 1226         | -71.5%        |
| Rest         |         | 307         | 12.6%       | 1984         | 3125         | -             |
| <b>TOTAL</b> |         | <b>2434</b> | <b>100%</b> | <b>15148</b> | <b>24355</b> | <b>-37.8%</b> |



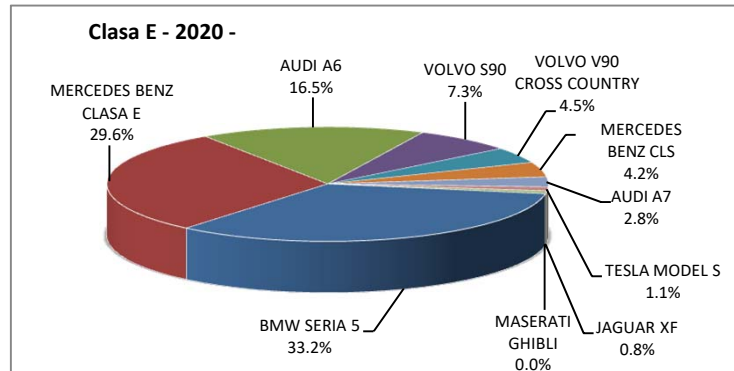
| CLASA C      |         | August      |             | 2020         | 2019         | variatie      |
|--------------|---------|-------------|-------------|--------------|--------------|---------------|
| Segment C    |         | unitati     | pondere     | unitati      | unitati      | 2020/2019     |
| DACIA        | LOGAN   | 1905        | 52.6%       | 10258        | 19470        | -47.3%        |
| SKODA        | OCTAVIA | 175         | 4.8%        | 1970         | 3542         | -44.4%        |
| RENAULT      | MEGANE  | 146         | 4.0%        | 1300         | 2852         | -54.4%        |
| VOLKSWAGEN   | GOLF    | 212         | 5.9%        | 1293         | 1709         | -24.3%        |
| DACIA        | DOKKER  | 107         | 3.0%        | 1090         | 1328         | -17.9%        |
| FORD         | FOCUS   | 85          | 2.3%        | 1070         | 2423         | -55.8%        |
| TOYOTA       | COROLLA | 123         | 3.4%        | 958          | 827          | 15.8%         |
| FIAT         | TIPO    | 159         | 4.4%        | 853          | 713          | 19.6%         |
| SKODA        | SCALA   | 125         | 3.5%        | 782          | 141          | 454.6%        |
| SUZUKI       | SX4     | 87          | 2.4%        | 687          | 1109         | -38.1%        |
| Rest         |         | 498         | 13.7%       | 4078         | 10067        | -             |
| <b>TOTAL</b> |         | <b>3622</b> | <b>100%</b> | <b>24339</b> | <b>44181</b> | <b>-44.9%</b> |



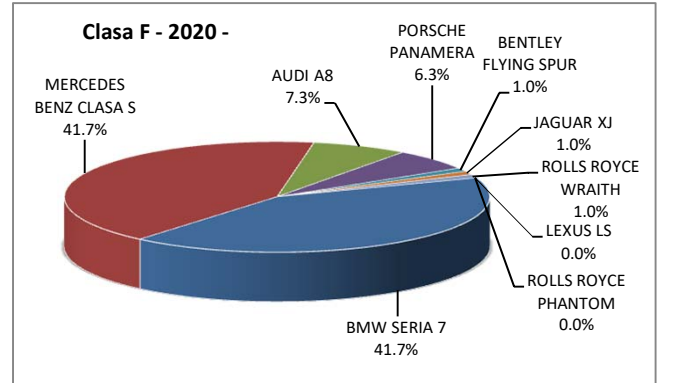
| CLASA D       |          | August     |             | 2020        | 2019        | variatie      |
|---------------|----------|------------|-------------|-------------|-------------|---------------|
| Segment D     |          | unitati    | pondere     | unitati     | unitati     | 2020/2019     |
| VOLKSWAGEN    | PASSAT   | 151        | 32.3%       | 925         | 1098        | -15.8%        |
| SKODA         | SUPERB   | 56         | 12.0%       | 448         | 740         | -39.5%        |
| FORD          | MONDEO   | 40         | 8.5%        | 285         | 426         | -33.1%        |
| BMW           | SERIA 3  | 40         | 8.5%        | 202         | 269         | -24.9%        |
| MERCEDES BENZ | CLASA C  | 31         | 6.6%        | 157         | 229         | -31.4%        |
| TOYOTA        | CAMRY    | 20         | 4.3%        | 123         | 38          | 223.7%        |
| MERCEDES BENZ | CLA      | 11         | 2.4%        | 117         | 93          | 25.8%         |
| VOLKSWAGEN    | ARTEON   | 12         | 2.6%        | 110         | 180         | -38.9%        |
| AUDI          | A4       | 20         | 4.3%        | 107         | 141         | -24.1%        |
| OPEL          | INSIGNIA | 11         | 2.4%        | 77          | 282         | -72.7%        |
| Rest          |          | 76         | 16.2%       | 304         | 598         | -             |
| <b>TOTAL</b>  |          | <b>468</b> | <b>100%</b> | <b>2855</b> | <b>4094</b> | <b>-30.3%</b> |



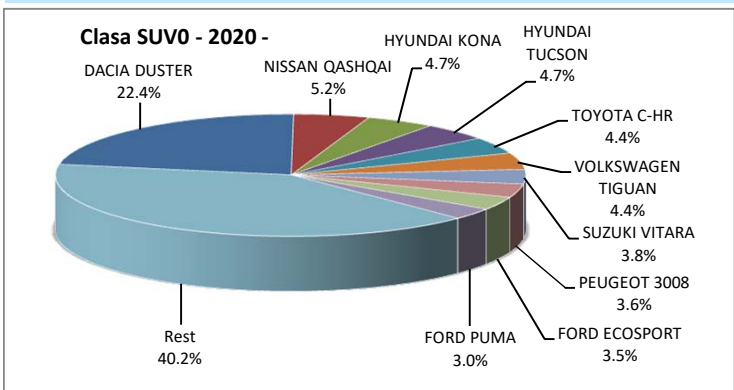
| CLASA E               |                   | August    |             | 2020       | 2019       | variatie      |
|-----------------------|-------------------|-----------|-------------|------------|------------|---------------|
| Segment E             |                   | unitati   | pondere     | unitati    |            | 2020/2019     |
| BMW                   | SERIA 5           | 22        | 44.0%       | 119        | 245        | -51.4%        |
| MERCEDES BENZ CLASA E |                   | 8         | 16.0%       | 106        | 192        | -44.8%        |
| AUDI                  | A6                | 7         | 14.0%       | 59         | 129        | -54.3%        |
| VOLVO                 | S90               | 6         | 12.0%       | 26         | 26         | 0.0%          |
| VOLVO                 | V90 CROSS COUNTRY | 0         | 0.0%        | 16         | 9          | 77.8%         |
| MERCEDES BENZ CLS     |                   | 1         | 2.0%        | 15         | 48         | -68.8%        |
| AUDI                  | A7                | 4         | 8.0%        | 10         | 20         | -50.0%        |
| TESLA                 | MODEL S           | 0         | 0.0%        | 4          | 2          | 100.0%        |
| JAGUAR                | XF                | 2         | 4.0%        | 3          | 9          | -66.7%        |
| MASERATI              | GHIBLI            | 0         | 0.0%        | 0          | 5          | -             |
| <b>TOTAL</b>          |                   | <b>50</b> | <b>100%</b> | <b>358</b> | <b>685</b> | <b>-47.7%</b> |



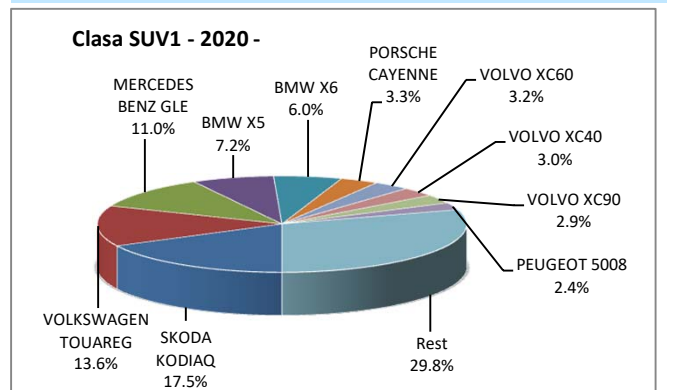
| CLASA F               |             | August    |             | 2020      | 2019       | variatie      |
|-----------------------|-------------|-----------|-------------|-----------|------------|---------------|
| Segment F             |             | unitati   | pondere     | unitati   |            | 2020/2019     |
| BMW                   | SERIA 7     | 3         | 25.0%       | 40        | 49         | -18.4%        |
| MERCEDES BENZ CLASA S |             | 3         | 25.0%       | 40        | 84         | -52.4%        |
| AUDI                  | A8          | 5         | 41.7%       | 7         | 13         | -46.2%        |
| PORSCHE               | PANAMERA    | 0         | 0.0%        | 6         | 16         | -62.5%        |
| BENTLEY               | FLYING SPUR | 0         | 0.0%        | 1         | 0          | -             |
| JAGUAR                | XJ          | 1         | 8.3%        | 1         | 1          | 0.0%          |
| ROLLS ROYCE           | WRAITH      | 0         | 0.0%        | 1         | 0          | -             |
| LEXUS                 | LS          | 0         | 0.0%        | 0         | 1          | -             |
| ROLLS ROYCE           | PHANTOM     | 0         | 0.0%        | 0         | 1          | -             |
| <b>TOTAL</b>          |             | <b>12</b> | <b>100%</b> | <b>96</b> | <b>165</b> | <b>-41.8%</b> |



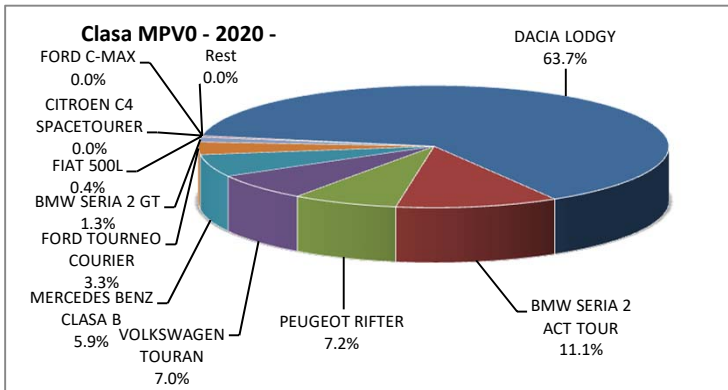
| CLASA SUV0   |          | August      |             | 2020         | 2019         | variatie      |
|--------------|----------|-------------|-------------|--------------|--------------|---------------|
| Segment SUV0 |          | unitati     | pondere     | unitati      |              | 2020/2019     |
| DACIA        | DUSTER   | 709         | 19.4%       | 5440         | 7861         | -30.8%        |
| NISSAN       | QASHQAI  | 96          | 2.6%        | 1259         | 2809         | -55.2%        |
| HYUNDAI      | KONA     | 161         | 4.4%        | 1143         | 821          | 39.2%         |
| HYUNDAI      | TUCSON   | 107         | 2.9%        | 1141         | 1600         | -28.7%        |
| TOYOTA       | C-HR     | 181         | 5.0%        | 1072         | 1385         | -22.6%        |
| VOLKSWAGEN   | TIGUAN   | 137         | 3.8%        | 1072         | 1151         | -6.9%         |
| SUZUKI       | VITARA   | 183         | 5.0%        | 932          | 2301         | -59.5%        |
| PEUGEOT      | 3008     | 55          | 1.5%        | 874          | 1061         | -17.6%        |
| FORD         | ECOSPORT | 106         | 2.9%        | 848          | 2323         | -63.5%        |
| FORD         | PUMA     | 165         | 4.5%        | 740          | 0            | -             |
| Rest         |          | 1747        | 47.9%       | 9781         | 14310        | -             |
| <b>TOTAL</b> |          | <b>3647</b> | <b>100%</b> | <b>24302</b> | <b>35622</b> | <b>-31.8%</b> |



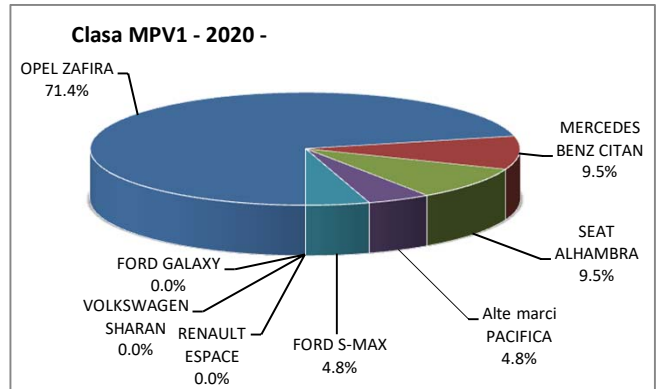
| CLASA SUV1    |         | August     |             | 2020        | 2019        | variatie      |
|---------------|---------|------------|-------------|-------------|-------------|---------------|
| Segment SUV1  |         | unitati    | pondere     | unitati     |             | 2020/2019     |
| SKODA         | KODIAQ  | 61         | 12.3%       | 654         | 673         | -2.8%         |
| VOLKSWAGEN    | TOUAREG | 37         | 7.5%        | 510         | 470         | 8.5%          |
| MERCEDES BENZ | GLE     | 56         | 11.3%       | 411         | 328         | 25.3%         |
| BMW           | X5      | 33         | 6.7%        | 269         | 465         | -42.2%        |
| BMW           | X6      | 26         | 5.2%        | 223         | 92          | 142.4%        |
| PORSCHE       | CAYENNE | 11         | 2.2%        | 125         | 119         | 5.0%          |
| VOLVO         | XC60    | 28         | 5.6%        | 120         | 200         | -40.0%        |
| VOLVO         | XC40    | 20         | 4.0%        | 114         | 168         | -32.1%        |
| VOLVO         | XC90    | 17         | 3.4%        | 110         | 156         | -29.5%        |
| PEUGEOT       | 5008    | 41         | 8.3%        | 91          | 111         | -18.0%        |
| Rest          |         | 166        | 33.5%       | 1115        | 1552        | -             |
| <b>TOTAL</b>  |         | <b>496</b> | <b>100%</b> | <b>3742</b> | <b>4334</b> | <b>-13.7%</b> |



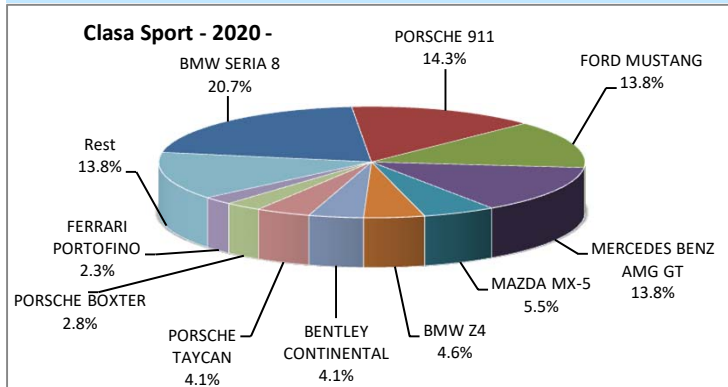
| CLASA MPV0    |                  | August    |             | 2020       | 2019       | variatie      |
|---------------|------------------|-----------|-------------|------------|------------|---------------|
| Segment MPV0  |                  | unitati   | pondere     | unitati    |            | 2020/2019     |
| DACIA         | LODGY            | 37        | 60.7%       | 344        | 727        | -52.7%        |
| BMW           | SERIA 2 ACT TOUR | 10        | 16.4%       | 60         | 82         | -26.8%        |
| PEUGEOT       | RIFTER           | 5         | 8.2%        | 39         | 5          | -             |
| VOLKSWAGEN    | TOURAN           | 0         | 0.0%        | 38         | 49         | -22.4%        |
| MERCEDES BENZ | CLASA B          | 8         | 13.1%       | 32         | 45         | -28.9%        |
| FORD          | TOURNEO COURIER  | 1         | 1.6%        | 18         | 51         | -64.7%        |
| BMW           | SERIA 2 GT       | 0         | 0.0%        | 7          | 8          | -12.5%        |
| FIAT          | 500L             | 0         | 0.0%        | 2          | 0          | -             |
| CITROEN       | C4 SPACETOURER   | 0         | 0.0%        | 0          | 1          | -             |
| FORD          | C-MAX            | 0         | 0.0%        | 0          | 4          | -             |
| Rest          |                  | 0         | 0.0%        | 0          | 3          | -             |
| <b>TOTAL</b>  |                  | <b>61</b> | <b>100%</b> | <b>540</b> | <b>975</b> | <b>-44.6%</b> |



| CLASA MPV1    |          | August   |             | 2020      | 2019      | variatie     |
|---------------|----------|----------|-------------|-----------|-----------|--------------|
| Segment MPV1  |          | unitati  | pondere     | unitati   |           | 2020/2019    |
| OPEL          | ZAFIRA   | 1        | 25.0%       | 15        | 3         | 400.0%       |
| MERCEDES BENZ | CITAN    | 1        | 25.0%       | 2         | 1         | 100.0%       |
| SEAT          | ALHAMBRA | 0        | 0.0%        | 2         | 1         | 100.0%       |
| Alte marci    | PACIFICA | 1        | 25.0%       | 1         | 0         | -            |
| FORD          | S-MAX    | 1        | 25.0%       | 1         | 7         | -85.7%       |
| FORD          | GALAXY   | 0        | 0.0%        | 0         | 1         | -            |
| RENAULT       | ESPACE   | 0        | 0.0%        | 0         | 1         | -            |
| VOLKSWAGEN    | SHARAN   | 0        | 0.0%        | 0         | 1         | -            |
| <b>TOTAL</b>  |          | <b>4</b> | <b>100%</b> | <b>21</b> | <b>15</b> | <b>40.0%</b> |

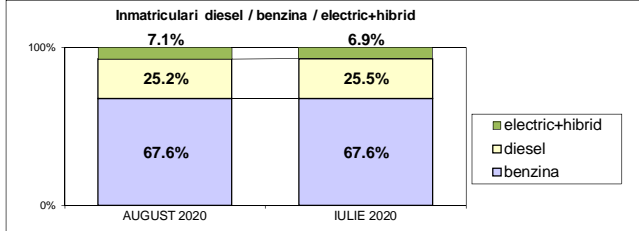


| CLASA Sport   |             | August    |             | 2020       | 2019       | variatie      |
|---------------|-------------|-----------|-------------|------------|------------|---------------|
| Segment Sport |             | unitati   | pondere     | unitati    |            | 2020/2019     |
| BMW           | SERIA 8     | 12        | 28.6%       | 45         | 36         | 25.0%         |
| PORSCHE       | 911         | 8         | 19.0%       | 31         | 25         | 24.0%         |
| FORD          | MUSTANG     | 3         | 7.1%        | 30         | 75         | -60.0%        |
| MERCEDES BENZ | AMG GT      | 3         | 7.1%        | 30         | 32         | -6.3%         |
| MAZDA         | MX-5        | 3         | 7.1%        | 12         | 12         | 0.0%          |
| BMW           | Z4          | 3         | 7.1%        | 10         | 16         | -37.5%        |
| BENTLEY       | CONTINENTAL | 1         | 2.4%        | 9          | 14         | -35.7%        |
| PORSCHE       | TAYCAN      | 0         | 0.0%        | 9          | 0          | -             |
| PORSCHE       | BOXTER      | 1         | 2.4%        | 6          | 3          | 100.0%        |
| FERRARI       | PORTOFINO   | 1         | 2.4%        | 5          | 5          | 0.0%          |
| Rest          |             | 7         | 16.7%       | 30         | 59         | -             |
| <b>TOTAL</b>  |             | <b>42</b> | <b>100%</b> | <b>217</b> | <b>277</b> | <b>-21.7%</b> |



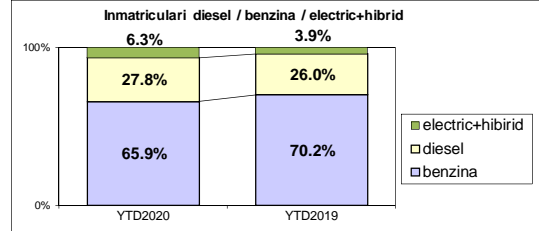
## Segmentare autoturisme dupa tipul de combustibil / PC segmentation by type of fuel

|             | benzina    | diesel     | electric+hibrid | total  |
|-------------|------------|------------|-----------------|--------|
| AUGUST 2020 | 7478 67.6% | 2787 25.2% | 790 7.1%        | 11 055 |
| IULIE 2020  | 8667 67.6% | 3265 25.5% | 883 6.9%        | 12 815 |



Categoria HIBRID nu include si Mild Hibrid

|         | benzina     | diesel      | electric+hibrid | total   |
|---------|-------------|-------------|-----------------|---------|
| YTD2020 | 48033 65.9% | 20255 27.8% | 4562 6.3%       | 72 850  |
| YTD2019 | 81823 70.2% | 30276 26.0% | 4538 3.9%       | 116 837 |



## Inmatriculari autoturisme in functie de tipul de combustibil / Passenger car registrations by fuel type

| Luna/An      | 2020          |               | Pondere      |              | Variatie 20/19 |               | Top Marci - Electrica |      |      | Top Marci - Plug-in |               |      | Top Marci - Hibride |        |         |      |      |        |
|--------------|---------------|---------------|--------------|--------------|----------------|---------------|-----------------------|------|------|---------------------|---------------|------|---------------------|--------|---------|------|------|--------|
|              | diesel        | benzina       | diesel       | benzina      | diesel         | benzina       | MARCA                 | 2020 | 2019 | Var. %              | MARCA         | 2020 | 2019                | Var. % | MARCA   | 2020 | 2019 | Var. % |
| ianuarie     | 3 313         | 8 383         | 26.8%        | 67.5%        | -19.2%         | -8.3%         | RENAULT               | 308  | 245  | 25.7%               | BMW           | 81   | 26                  | 211.5% | TOYOTA  | 2541 | 2995 | -15.2% |
| februarie    | 2 593         | 5 572         | 29.5%        | 64.1%        | -25.2%         | -30.8%        | SKODA                 | 270  | 0    | -                   | VOLVO         | 67   | 57                  | 17.5%  | LEXUS   | 132  | 215  | -38.6% |
| martie       | 2 222         | 3 992         | 34.1%        | 61.1%        | -29.8%         | -35.0%        | VOLKSWAGEN            | 156  | 162  | -3.7%               | MERCEDES BENZ | 53   | 2                   | -      | HYUNDAI | 92   | 25   | 268.0% |
| aprilie      | 1 835         | 2 182         | 43.0%        | 51.2%        | -39.1%         | -58.3%        | HYUNDAI               | 112  | 11   | -                   | HYUNDAI       | 50   | 62                  | -19.4% | HONDA   | 88   | 68   | 29.4%  |
| mai          | 1 956         | 4 711         | 27.7%        | 66.6%        | -38.6%         | -48.6%        | BMW                   | 72   | 113  | -36.3%              | PORSCHE       | 47   | 5                   | -      | FORD    | 65   | 78   | -16.7% |
| iunie        | 2 284         | 7 048         | 22.7%        | 70.1%        | -28.8%         | -30.1%        | NISSAN                | 46   | 235  | -80.4%              | FORD          | 45   | 0                   | -      | KIA     | 23   | 39   | -41.0% |
| iulie        | 3 265         | 8 667         | 25.5%        | 67.6%        | -32.2%         | -50.0%        | SMART                 | 40   | 98   | -59.2%              | HYUNDAI       | 28   | 2                   | -      | SUBARU  | 14   | 0    | -      |
| august       | 2 787         | 7 478         | 25.2%        | 67.6%        | -48.0%         | -55.2%        | TESLA                 | 39   | 10   | 290.0%              | MINI          | 15   | 16                  | -6.3%  | -       | -    | -    |        |
| septembrie   | -             | -             | -            | -            | -              | -             | PEUGEOT               | 35   | 0    | -                   | SKODA         | 15   | 0                   | -      | -       | -    | -    |        |
| octombrie    | -             | -             | -            | -            | -              | -             | JAGUAR                | 21   | 21   | 0.0%                | TOYOTA        | 13   | 1                   | -      | -       | -    | -    |        |
| noiembrie    | -             | -             | -            | -            | -              | -             | Altele                | 63   | 17   | 270.6%              | Altele        | 31   | 35                  | -11.4% | -       | -    | -    |        |
| decembrie    | -             | -             | -            | -            | -              | -             | TOTAL                 | 1162 | 912  | 27.4%               | TOTAL         | 445  | 206                 | 116.0% | TOTAL   | 2955 | 3420 | -13.6% |
| <b>Total</b> | <b>20 255</b> | <b>48 033</b> | <b>27.8%</b> | <b>65.9%</b> | <b>-33.1%</b>  | <b>-41.3%</b> |                       |      |      |                     |               |      |                     |        |         |      |      |        |

TOP 10 HIBRID nu include autoturisme Mild Hibrid

## Top 10 Autoturisme in functie de tipul de alimentare - marci / Top 10 passenger car sales by fuel type and make

| Top 10 diesel - marci |             |              |               |                  |  |
|-----------------------|-------------|--------------|---------------|------------------|--|
| MARCA                 | August 2020 | 2020         | Pondere %     | Var. an anterior |  |
| DACIA                 | 1068        | 7827         | 38.6%         | -29.6%           |  |
| VOLKSWAGEN            | 260         | 2392         | 11.8%         | -32.1%           |  |
| SKODA                 | 239         | 2002         | 9.9%          | -37.5%           |  |
| PEUGEOT               | 158         | 1458         | 7.2%          | 65.5%            |  |
| FORD                  | 138         | 1188         | 5.9%          | -54.3%           |  |
| BMW                   | 147         | 1061         | 5.2%          | -38.7%           |  |
| MERCEDES BENZ         | 96          | 806          | 4.0%          | -29.2%           |  |
| CITROEN               | 222         | 681          | 3.4%          | 270.1%           |  |
| RENAULT               | 119         | 648          | 3.2%          | -61.6%           |  |
| AUDI                  | 52          | 341          | 1.7%          | -61.3%           |  |
| Rest                  | 288         | 1851         | 9.1%          | -                |  |
| <b>TOTAL</b>          | <b>2787</b> | <b>20255</b> | <b>100.0%</b> | <b>-33.1%</b>    |  |

| Top 10 benzina - marci |             |              |               |                  |  |
|------------------------|-------------|--------------|---------------|------------------|--|
| MARCA                  | August 2020 | 2020         | Pondere %     | Var. an anterior |  |
| DACIA                  | 2689        | 14880        | 31.0%         | -39.6%           |  |
| RENAULT                | 594         | 4458         | 9.3%          | -46.4%           |  |
| HYUNDAI                | 465         | 4224         | 8.8%          | -15.2%           |  |
| SKODA                  | 441         | 3455         | 7.2%          | -41.9%           |  |
| VOLKSWAGEN             | 574         | 3206         | 6.7%          | -25.3%           |  |
| FORD                   | 377         | 2438         | 5.1%          | -57.5%           |  |
| SUZUKI                 | 364         | 2243         | 4.7%          | -46.7%           |  |
| TOYOTA                 | 181         | 1405         | 2.9%          | -9.9%            |  |
| NISSAN                 | 92          | 1316         | 2.7%          | -52.6%           |  |
| OPEL                   | 239         | 1292         | 2.7%          | -78.0%           |  |
| Rest                   | 1462        | 9116         | 19.0%         | -                |  |
| <b>TOTAL</b>           | <b>7478</b> | <b>48033</b> | <b>100.0%</b> | <b>-41.3%</b>    |  |

## Top 10 Autoturisme in functie de tipul de alimentare - modele / Top 10 passenger car sales by fuel type and model

| Top 10 diesel - model |             |              |               |                  |  |
|-----------------------|-------------|--------------|---------------|------------------|--|
| MODEL                 | August 2020 | 2020         | Pondere %     | Var. an anterior |  |
| DACIA DUSTER          | 547         | 4356         | 21.5%         | -18.5%           |  |
| DACIA LOGAN           | 306         | 2202         | 10.9%         | -41.6%           |  |
| SKODA OCTAVIA         | 94          | 832          | 4.1%          | -54.1%           |  |
| PEUGEOT 3008          | 30          | 636          | 3.1%          | 35.0%            |  |
| VOLKSWAGEN PASSAT     | 87          | 590          | 2.9%          | -34.2%           |  |
| DACIA SANDERO         | 108         | 543          | 2.7%          | 12.2%            |  |
| SKODA KODIAQ          | 49          | 526          | 2.6%          | 2.3%             |  |
| VOLKSWAGEN TIGUAN     | 55          | 495          | 2.4%          | -39.9%           |  |
| FORD FOCUS            | 31          | 492          | 2.4%          | -36.0%           |  |
| VOLKSWAGEN TOURREG    | 34          | 488          | 2.4%          | 4.9%             |  |
| Rest                  | 1446        | 9095         | 44.9%         | -                |  |
| <b>TOTAL</b>          | <b>2787</b> | <b>20255</b> | <b>100.0%</b> | <b>-33.1%</b>    |  |

| Top 10 benzina - model |             |              |               |                  |  |
|------------------------|-------------|--------------|---------------|------------------|--|
| MODEL                  | August 2020 | 2020         | Pondere %     | Var. an anterior |  |
| DACIA LOGAN            | 1599        | 8056         | 16.8%         | -48.7%           |  |
| DACIA SANDERO          | 891         | 5032         | 10.5%         | -14.6%           |  |
| RENAULT CLIO           | 305         | 2183         | 4.5%          | -34.1%           |  |
| HYUNDAI I20            | 179         | 1152         | 2.4%          | -19.7%           |  |
| SKODA OCTAVIA          | 81          | 1138         | 2.4%          | -34.2%           |  |
| RENAULT MEGANE         | 110         | 1101         | 2.3%          | -56.4%           |  |
| NISSAN QASHQAI         | 70          | 1092         | 2.3%          | -55.3%           |  |
| DACIA DUSTER           | 162         | 1084         | 2.3%          | -56.9%           |  |
| HYUNDAI TUCSON         | 103         | 1075         | 2.2%          | -19.4%           |  |
| HYUNDAI KONA           | 106         | 1011         | 2.1%          | 28.5%            |  |
| Rest                   | 3872        | 25109        | 52.3%         | -                |  |
| <b>TOTAL</b>           | <b>7478</b> | <b>48033</b> | <b>100.0%</b> | <b>-41.3%</b>    |  |

## Distributia inmatricularilor dupa tipul de tractiune 4x4 / Registrations breakdown on four wheel drive

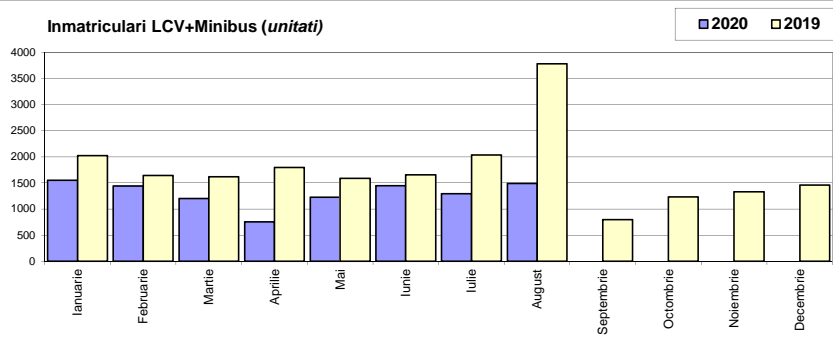
| Marca         | 2020         |               |                 | 2019         | Var. an anterior % |
|---------------|--------------|---------------|-----------------|--------------|--------------------|
|               | unitati      | din total 4x4 | din total marca |              |                    |
| DACIA         | 4083         | 26.8%         | 18.0%           | 5801         | -29.6%             |
| BMW           | 1516         | 10.0%         | 80.3%           | 1951         | -22.3%             |
| MERCEDES BENZ | 1484         | 9.7%          | 75.8%           | 1762         | -15.8%             |
| SUZUKI        | 1164         | 7.6%          | 51.9%           | 2103         | -44.7%             |
| VOLKSWAGEN    | 1132         | 7.4%          | 19.7%           | 1558         | -27.3%             |
| SKODA         | 829          | 5.4%          | 14.4%           | 1146         | -27.7%             |
| TOYOTA        | 713          | 4.7%          | 17.6%           | 552          | 29.2%              |
| HYUNDAI       | 681          | 4.5%          | 14.8%           | 1296         | -47.5%             |
| MAZDA         | 469          | 3.1%          | 36.7%           | 708          | -33.8%             |
| LAND ROVER    | 431          | 2.8%          | 100.0%          | 486          | -11.3%             |
| AUDI          | 393          | 2.6%          | 65.1%           | 860          | -54.3%             |
| VOLVO         | 357          | 2.3%          | 81.5%           | 518          | -31.1%             |
| KIA           | 326          | 2.1%          | 22.6%           | 463          | -29.6%             |
| MITSUBISHI    | 234          | 1.5%          | 72.0%           | 260          | -10.0%             |
| PORSCHE       | 204          | 1.3%          | 91.5%           | 226          | -9.7%              |
| Alte marci    | 1207         | 7.9%          | 6.3%            | 2747         | -                  |
| <b>TOTAL</b>  | <b>15223</b> | <b>100.0%</b> | <b>20.9%</b>    | <b>22437</b> | <b>-32.2%</b>      |



## Inmatriculari comerciale usoare si minibus / LCV &amp; Minibus registrations

| Luna/An      | 2020          | 2019          | Variatie      |
|--------------|---------------|---------------|---------------|
| Ianuarie     | 1 549         | 2 024         | -23.5%        |
| Februarie    | 1 442         | 1 641         | -12.1%        |
| Martie       | 1 199         | 1 615         | -25.8%        |
| Aprilie      | 756           | 1 794         | -57.9%        |
| Mai          | 1 227         | 1 590         | -22.8%        |
| Iunie        | 1 445         | 1 656         | -12.7%        |
| Iulie        | 1 293         | 2 033         | -36.4%        |
| August       | 1 490         | 3 780         | -60.6%        |
| Septembrie   |               | 796           | -             |
| Octombrie    |               | 1 235         | -             |
| Noiembrie    |               | 1 327         | -             |
| Decembrie    |               | 1 457         | -             |
| <b>Total</b> | <b>10 401</b> | <b>16 133</b> | <b>-35.5%</b> |

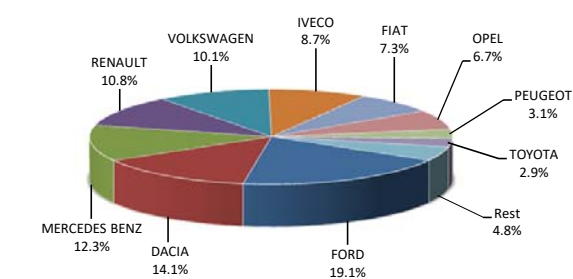
20 948



## Inmatriculari comerciale &lt;3.5t si minibus - marci / LCV + minibus registrations by make

| MARCA         | August unitati | Var. luna sim. an anterior | 2020 unitati | Var. an anterior |
|---------------|----------------|----------------------------|--------------|------------------|
| FORD          | 285            | -28.2%                     | 1991         | -25.5%           |
| DACIA         | 167            | -76.9%                     | 1469         | -40.7%           |
| MERCEDES BENZ | 161            | -34.8%                     | 1282         | -44.1%           |
| RENAULT       | 131            | -74.5%                     | 1120         | -36.3%           |
| VOLKSWAGEN    | 152            | -46.7%                     | 1048         | -28.9%           |
| IVECO         | 141            | -54.2%                     | 910          | -29.3%           |
| FIAT          | 128            | -78.9%                     | 762          | -44.6%           |
| OPEL          | 131            | -35.5%                     | 692          | -19.3%           |
| PEUGEOT       | 44             | -71.8%                     | 326          | -49.3%           |
| TOYOTA        | 56             | -46.2%                     | 297          | -31.7%           |
| Rest          | 94             | -60.5%                     | 504          | -                |
| <b>TOTAL</b>  | <b>1490</b>    | <b>-60.6%</b>              | <b>10401</b> | <b>-35.5%</b>    |

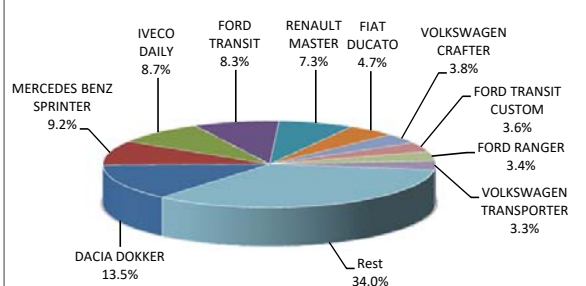
## Inmatriculari LCV si minibus - marci - 2020



## Inmatriculari comerciale &lt;3.5t si minibus - modele / LCV + minibus registrations by models

| MODEL                  | August unitati | Var. luna sim. an anterior | 2020 unitati | Var. an anterior |
|------------------------|----------------|----------------------------|--------------|------------------|
| DACIA DOKKER           | 157            | -76.8%                     | 1408         | -36.3%           |
| MERCEDES BENZ SPRINTER | 108            | -38.6%                     | 957          | -47.3%           |
| IVECO DAILY            | 141            | -54.2%                     | 908          | -29.5%           |
| FORD TRANSIT           | 105            | -37.1%                     | 865          | -32.6%           |
| RENAULT MASTER         | 76             | -76.1%                     | 759          | -36.1%           |
| FIAT DUCATO            | 83             | -82.0%                     | 491          | -49.1%           |
| VOLKSWAGEN CRAFTER     | 51             | -55.7%                     | 393          | -29.2%           |
| FORD TRANSIT CUSTOM    | 63             | -1.6%                      | 375          | -32.4%           |
| FORD RANGER            | 54             | -44.9%                     | 358          | -9.4%            |
| VOLKSWAGEN TRANSPORTER | 56             | -30.9%                     | 347          | -10.3%           |
| Rest                   | 596            | -54.7%                     | 3540         | -                |
| <b>TOTAL</b>           | <b>1490</b>    | <b>-60.6%</b>              | <b>10401</b> | <b>-35.5%</b>    |

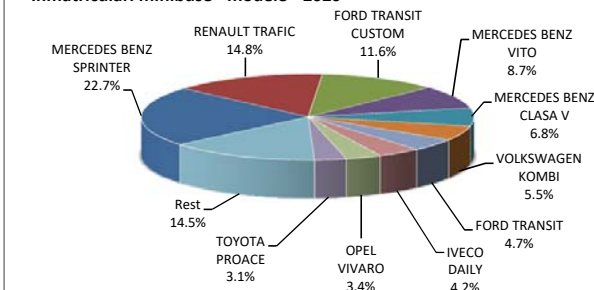
## Inmatriculari LCV si minibus - modele - 2020



## Inmatriculari minibus - modele / Minibus registrations by models

| MODEL                  | August unitati | Var. luna sim. an anterior | 2020 unitati | Var. an anterior |
|------------------------|----------------|----------------------------|--------------|------------------|
| MERCEDES BENZ SPRINTER | 35             | -28.6%                     | 297          | -60.5%           |
| RENAULT TRAFIC         | 30             | -45.5%                     | 194          | 1.0%             |
| FORD TRANSIT CUSTOM    | 17             | -5.6%                      | 152          | -42.9%           |
| MERCEDES BENZ VITO     | 7              | -78.1%                     | 114          | -41.5%           |
| MERCEDES BENZ CLASA V  | 10             | -50.0%                     | 89           | -24.6%           |
| VOLKSWAGEN KOMBI       | 7              | -82.1%                     | 72           | -62.3%           |
| FORD TRANSIT           | 9              | 200.0%                     | 62           | 106.7%           |
| IVECO DAILY            | 7              | -30.0%                     | 55           | 22.2%            |
| OPEL VIVARO            | 7              | -61.1%                     | 45           | -68.3%           |
| TOYOTA PROACE          | 3              | 0.0%                       | 40           | 37.9%            |
| Rest                   | 28             | -26.3%                     | 190          | -                |
| <b>TOTAL</b>           | <b>160</b>     | <b>-43.9%</b>              | <b>1310</b>  | <b>-40.9%</b>    |

## Inmatriculari minibus - modele - 2020



## Inmatriculari pick-up - modele / Pick-up registrations by models

| MODEL                 | August unitati | Var. luna sim. an anterior | 2020 unitati | Var. an anterior |
|-----------------------|----------------|----------------------------|--------------|------------------|
| FORD RANGER           | 54             | -44.9%                     | 358          | -9.4%            |
| TOYOTA HILUX          | 43             | -50.0%                     | 203          | -38.3%           |
| NISSAN NAVARA         | 36             | -57.1%                     | 136          | -24.4%           |
| MITSUBISHI L200       | 27             | 42.1%                      | 119          | -20.7%           |
| ISUZU D-MAX           | 2              | -86.7%                     | 64           | -48.0%           |
| MERCEDES BENZ CLASA X | 31             | 181.8%                     | 57           | -24.0%           |
| VOLKSWAGEN AMAROK     | 10             | -41.2%                     | 50           | -36.7%           |
| DACIA DUSTER          | 3              | -                          | 4            | -                |
| FIAT FULLBACK         | 1              | -88.9%                     | 3            | -85.0%           |
| SSANGYONG MUSSO GRAND | 0              | -100.0%                    | 3            | -66.7%           |
| Rest                  | 0              | -100.0%                    | 2            | -                |
| <b>TOTAL</b>          | <b>207</b>     | <b>-40.5%</b>              | <b>999</b>   | <b>-26.8%</b>    |

## Inmatriculari pick-up - modele - 2020

