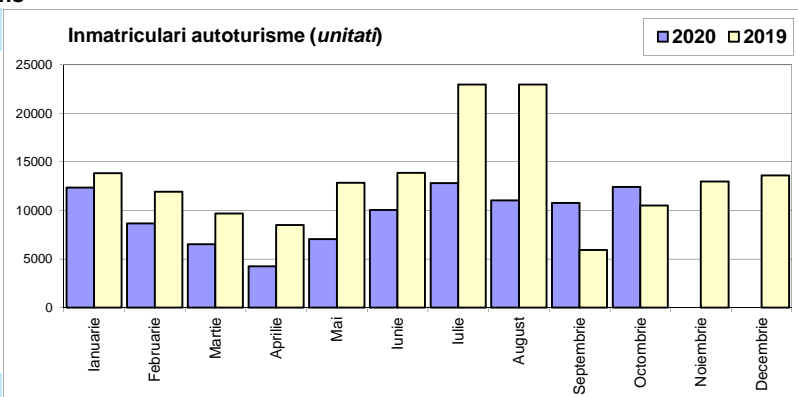


## Inmatriculari autoturisme / Passenger car registrations

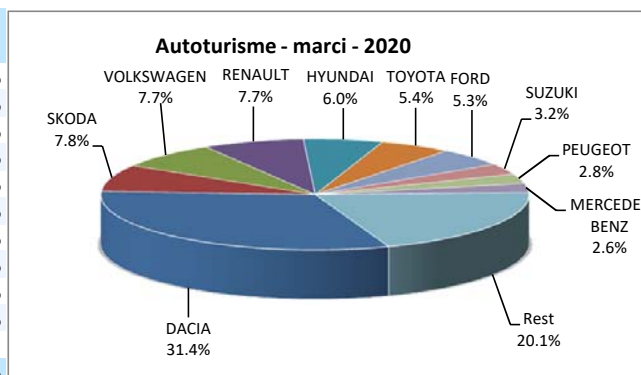
Luna/An	2020	2019	Variatie
Ianuarie	12 368	13 831	-10.6%
Februarie	8 688	11 927	-27.2%
Martie	6 532	9 699	-32.7%
Aprilie	4 265	8 521	-49.9%
Mai	7 067	12 855	-45.0%
Iunie	10 060	13 877	-27.5%
Iulie	12 815	22 975	-44.2%
August	11 055	22 952	-51.8%
Septembrie	10 777	5 929	81.8%
Octombrie	12 420	10 532	17.9%
Noiembrie		12 993	-
Decembrie		13 605	-
<b>Total</b>	<b>96 047</b>	<b>133 098</b>	<b>-27.8%</b>

159 696



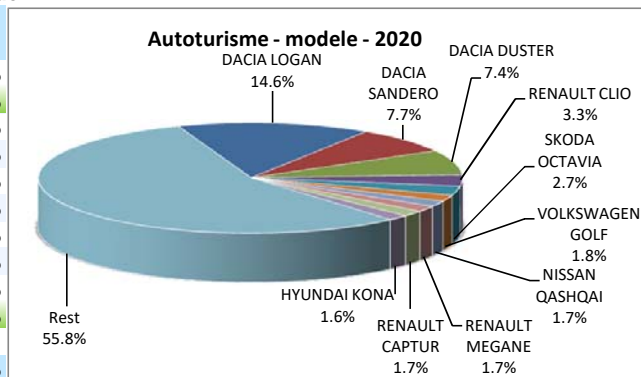
## Top inmatriculari autoturisme - marci / Passenger car top - by make

MARCA	Octombrie unitati	Var. luna sim. an anterior	2020 unitati	Var. an anterior
DACIA	4047	9.4%	30196	-26.0%
SKODA	913	7.3%	7528	-27.9%
VOLKSWAGEN	855	42.5%	7424	-16.4%
RENAULT	1068	106.2%	7367	-33.0%
HYUNDAI	619	-13.5%	5738	-14.4%
TOYOTA	616	23.4%	5216	-7.1%
FORD	696	1.5%	5091	-46.6%
SUZUKI	444	192.1%	3039	-32.0%
PEUGEOT	205	28.9%	2708	-13.5%
MERCEDES BENZ	229	-29.1%	2472	-15.6%
Rest	2728	17.1%	19268	-
<b>TOTAL</b>	<b>12420</b>	<b>17.9%</b>	<b>96047</b>	<b>-27.8%</b>



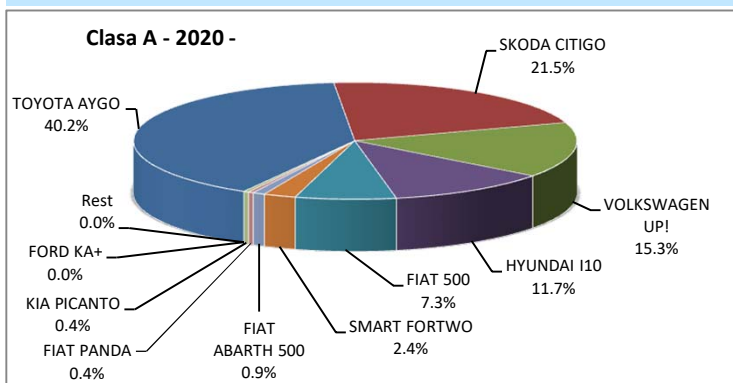
## Top inmatriculari autoturisme - modele / Passenger car top - by model

MODEL	Octombrie unitati	Var. luna sim. an anterior	2020 unitati	Var. an anterior
DACIA LOGAN	1931	26.6%	14064	-35.2%
DACIA SANDERO	944	9.9%	7419	0.6%
DACIA DUSTER	1048	-6.1%	7067	-24.4%
RENAULT CLIO	387	416.0%	3134	-29.4%
SKODA OCTAVIA	368	-18.0%	2609	-38.0%
VOLKSWAGEN GOLF	240	21.8%	1761	-13.2%
NISSAN QASHQAI	225	-28.6%	1656	-50.9%
RENAULT MEGANE	162	-35.5%	1627	-49.3%
RENAULT CAPTUR	332	381.2%	1619	-21.3%
HYUNDAI KONA	232	51.6%	1536	43.3%
Rest	6551	18.6%	53555	-
<b>TOTAL</b>	<b>12420</b>	<b>17.9%</b>	<b>96047</b>	<b>-27.8%</b>

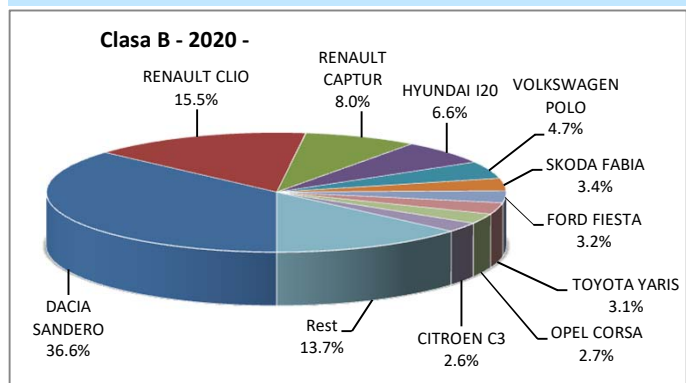


TOP 10 inmatriculari pe clase / TOP 10 passenger cars registrations by segment

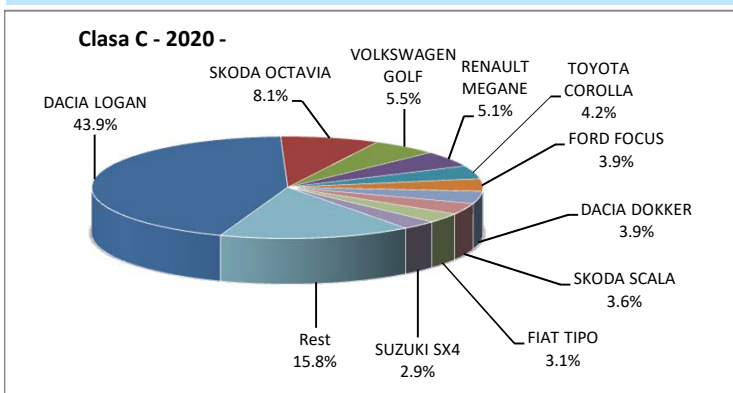
CLASA A		Octombrie		2020	2019	variatie
Segment A		unitati	pondere	unitati	unitati	2020/2019
TOYOTA	AYGO	43	28.3%	630	858	-26.6%
SKODA	CITIGO	25	16.4%	337	256	31.6%
VOLKSWAGEN	UP!	34	22.4%	240	387	-38.0%
HYUNDAI	I10	35	23.0%	184	235	-21.7%
FIAT	500	10	6.6%	115	215	-46.5%
SMART	FORTWO	3	2.0%	37	77	-51.9%
FIAT	ABARTH 500	1	0.7%	14	14	0.0%
FIAT	PANDA	0	0.0%	6	2	200.0%
KIA	PICANTO	1	0.7%	6	5	20.0%
FORD	KA+	0	0.0%	0	231	-
Rest		0	0.0%	0	6	-
<b>TOTAL</b>		<b>152</b>	<b>100%</b>	<b>1569</b>	<b>2286</b>	<b>-31.4%</b>



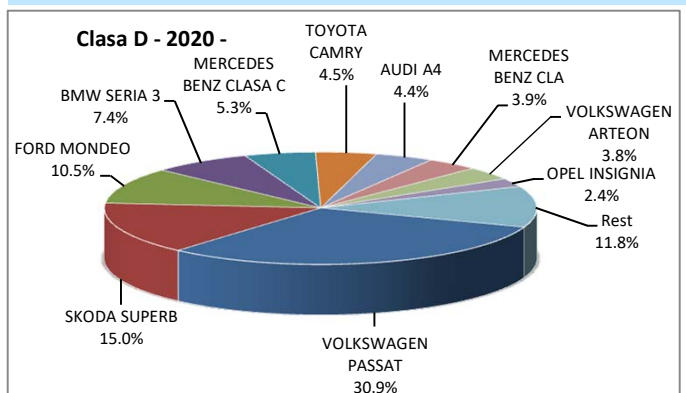
CLASA B		Octombrie		2020	2019	variatie
Segment B		unitati	pondere	unitati	unitati	2020/2019
DACIA	SANDERO	944	35.3%	7419	7376	0.6%
RENAULT	CLIO	387	14.5%	3134	4440	-29.4%
RENAULT	CAPTUR	332	12.4%	1619	2057	-21.3%
HYUNDAI	I20	66	2.5%	1334	1738	-23.2%
VOLKSWAGEN	POLO	138	5.2%	947	1518	-37.6%
SKODA	FABIA	60	2.2%	685	1086	-36.9%
FORD	FIESTA	120	4.5%	654	1561	-58.1%
TOYOTA	YARIS	47	1.8%	629	1026	-38.7%
OPEL	CORSA	95	3.5%	555	1430	-61.2%
CITROEN	C3	35	1.3%	529	1118	-52.7%
Rest		454	17.0%	2776	3454	-
<b>TOTAL</b>		<b>2678</b>	<b>100%</b>	<b>20281</b>	<b>26804</b>	<b>-24.3%</b>



CLASA C		Octombrie		2020	2019	variatie
Segment C		unitati	pondere	unitati	unitati	2020/2019
DACIA	LOGAN	1931	47.9%	14064	21696	-35.2%
SKODA	OCTAVIA	368	9.1%	2609	4205	-38.0%
VOLKSWAGEN	GOLF	240	5.9%	1761	2029	-13.2%
RENAULT	MEGANE	162	4.0%	1627	3206	-49.3%
TOYOTA	COROLLA	194	4.8%	1346	1160	16.0%
FORD	FOCUS	108	2.7%	1260	2713	-53.6%
DACIA	DOKKER	101	2.5%	1246	1573	-20.8%
SKODA	SCALA	158	3.9%	1153	288	300.3%
FIAT	TIPO	71	1.8%	989	926	6.8%
SUZUKI	SX4	151	3.7%	928	1163	-20.2%
Rest		551	13.7%	5075	11575	-
<b>TOTAL</b>		<b>4035</b>	<b>100%</b>	<b>32058</b>	<b>50534</b>	<b>-36.6%</b>

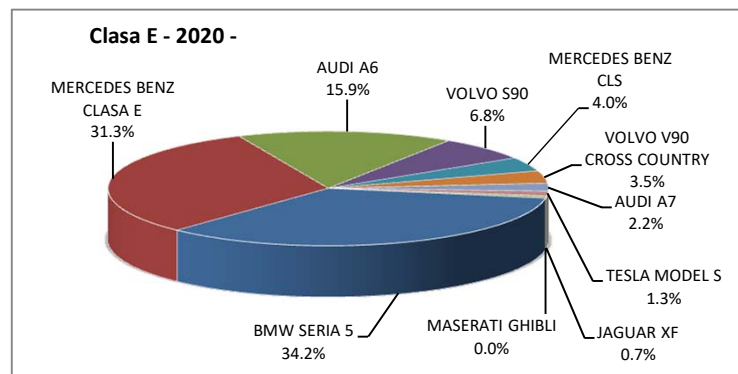


CLASA D		Octombrie		2020	2019	variatie
Segment D		unitati	pondere	unitati	unitati	2020/2019
VOLKSWAGEN	PASSAT	116	29.4%	1113	1183	-5.9%
SKODA	SUPERB	50	12.7%	540	833	-35.2%
FORD	MONDEO	32	8.1%	378	499	-24.2%
BMW	SERIA 3	32	8.1%	268	372	-28.0%
MERCEDES BENZ	CLASA C	19	4.8%	192	271	-29.2%
TOYOTA	CAMRY	28	7.1%	164	60	173.3%
AUDI	A4	32	8.1%	158	143	10.5%
MERCEDES BENZ	CLA	8	2.0%	141	125	12.8%
VOLKSWAGEN	ARTEON	8	2.0%	138	195	-29.2%
OPEL	INSIGNIA	8	2.0%	88	308	-71.4%
Rest		61	15.5%	427	716	-
<b>TOTAL</b>		<b>394</b>	<b>100%</b>	<b>3607</b>	<b>4705</b>	<b>-23.3%</b>

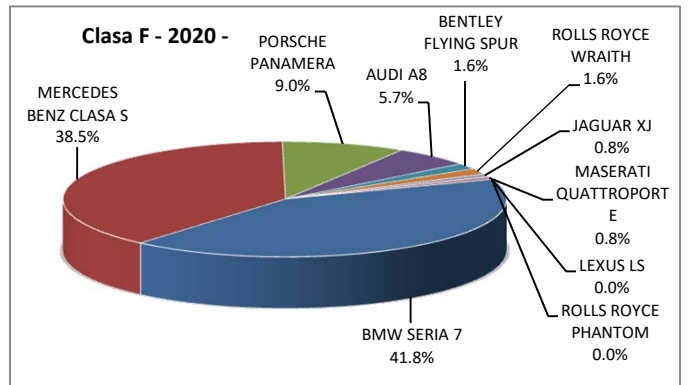


TOP 10 inmatriculari pe clase / TOP 10 passenger cars registrations by segment

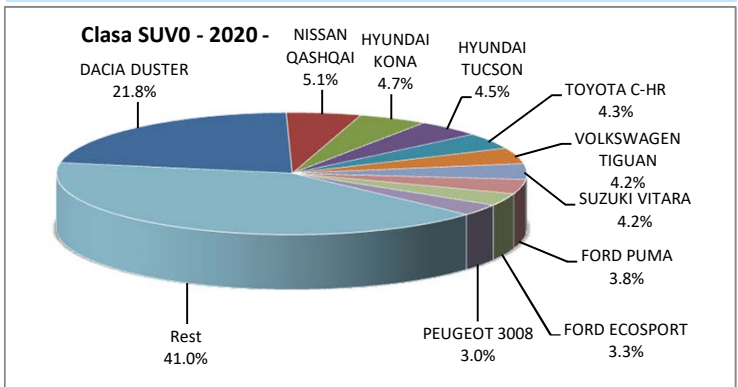
CLASA E		Octombrie		2020	2019	variatie
Segment E		unitati	pondere	unitati		2020/2019
BMW	SERIA 5	25	44.6%	155	285	-45.6%
MERCEDES BENZ CLASA E		17	30.4%	142	237	-40.1%
AUDI	A6	8	14.3%	72	137	-47.4%
VOLVO	S90	4	7.1%	31	30	3.3%
MERCEDES BENZ CLS		1	1.8%	18	52	-65.4%
VOLVO	V90 CROSS COUNTRY	0	0.0%	16	11	45.5%
AUDI	A7	0	0.0%	10	20	-50.0%
TESLA	MODEL S	1	1.8%	6	2	200.0%
JAGUAR	XF	0	0.0%	3	9	-66.7%
MASERATI	GHIBLI	0	0.0%	0	5	-
<b>TOTAL</b>		<b>56</b>	<b>100%</b>	<b>453</b>	<b>788</b>	<b>-42.5%</b>



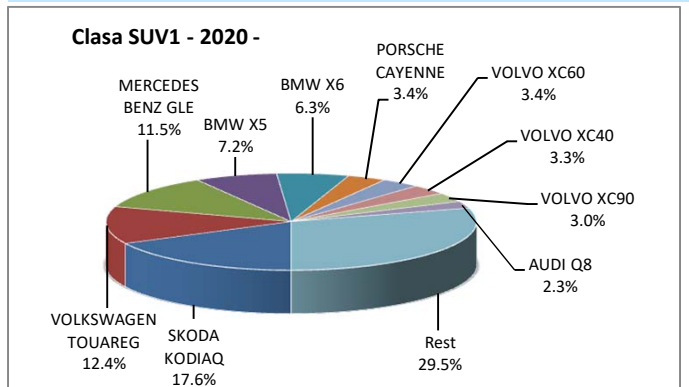
CLASA F		Octombrie		2020	2019	variatie
Segment F		unitati	pondere	unitati		2020/2019
BMW	SERIA 7	7	53.8%	51	69	-26.1%
MERCEDES BENZ CLASA S		4	30.8%	47	102	-53.9%
PORSCHE	PANAMERA	1	7.7%	11	18	-38.9%
AUDI	A8	0	0.0%	7	14	-50.0%
BENTLEY	FLYING SPUR	1	7.7%	2	0	-
ROLLS ROYCE	WRAITH	0	0.0%	2	0	-
JAGUAR	XJ	0	0.0%	1	1	0.0%
MASERATI	QUATTROPORTE	0	0.0%	1	0	-
LEXUS	LS	0	0.0%	0	1	-
ROLLS ROYCE	PHANTOM	0	0.0%	0	1	-
<b>TOTAL</b>		<b>13</b>	<b>100%</b>	<b>122</b>	<b>206</b>	<b>-40.8%</b>



CLASA SUV0		Octombrie		2020	2019	variatie
Segment SUV0		unitati	pondere	unitati		2020/2019
DACIA	DUSTER	1048	23.2%	7067	9347	-24.4%
NISSAN	QASHQAI	225	5.0%	1656	3372	-50.9%
HYUNDAI	KONA	232	5.1%	1536	1072	43.3%
HYUNDAI	TUCSON	173	3.8%	1457	1883	-22.6%
TOYOTA	C-HR	168	3.7%	1392	1578	-11.8%
VOLKSWAGEN	TIGUAN	163	3.6%	1369	1255	9.1%
SUZUKI	VITARA	233	5.2%	1356	2430	-44.2%
FORD	PUMA	251	5.6%	1236	0	-
FORD	ECOSPORT	101	2.2%	1066	2645	-59.7%
PEUGEOT	3008	46	1.0%	979	1117	-12.4%
Rest		1872	41.5%	13291	16583	-
<b>TOTAL</b>		<b>4512</b>	<b>100%</b>	<b>32405</b>	<b>41282</b>	<b>-21.5%</b>

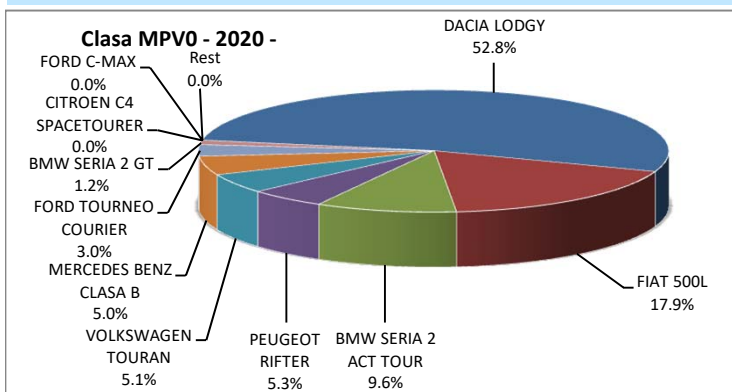


CLASA SUV1		Octombrie		2020	2019	variatie
Segment SUV1		unitati	pondere	unitati		2020/2019
SKODA	KODIAQ	81	20.4%	793	819	-3.2%
VOLKSWAGEN	TOUAREG	24	6.0%	561	550	2.0%
MERCEDES BENZ GLE		53	13.4%	520	427	21.8%
BMW	X5	35	8.8%	326	557	-41.5%
BMW	X6	39	9.8%	284	99	186.9%
PORSCHE	CAYENNE	9	2.3%	153	134	14.2%
VOLVO	XC60	14	3.5%	153	225	-32.0%
VOLVO	XC40	19	4.8%	148	177	-16.4%
VOLVO	XC90	10	2.5%	137	181	-24.3%
AUDI	Q8	15	3.8%	106	213	-50.2%
Rest		98	24.7%	1332	1635	-
<b>TOTAL</b>		<b>397</b>	<b>100%</b>	<b>4513</b>	<b>5017</b>	<b>-10.0%</b>

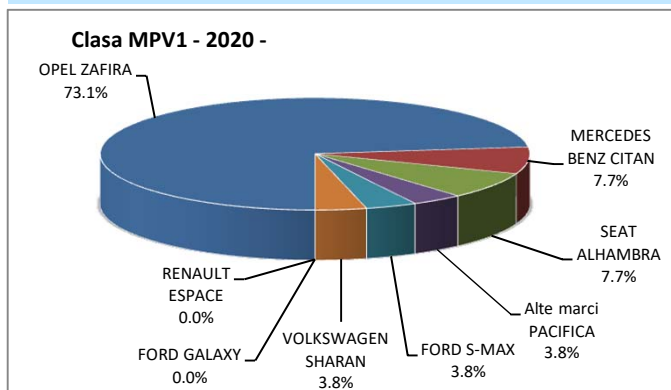


## TOP 10 inmatriculari pe clase / TOP 10 passenger cars registrations by segment

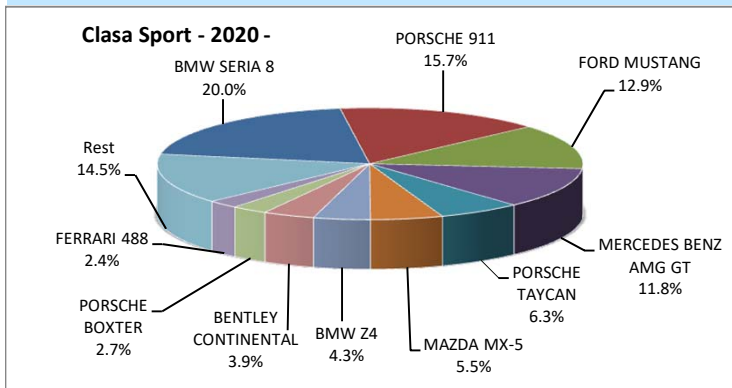
CLASA MPV0		Octombrie		2020	2019	variatie
Segment MPV0		unitati	pondere	unitati		2020/2019
DACIA	LODGY	23	13.8%	400	825	-51.5%
FIAT	500L	134	80.2%	136	0	-
BMW	SERIA 2 ACT TOUR	4	2.4%	73	125	-41.6%
PEUGEOT	RIFTER	1	0.6%	40	7	471.4%
VOLKSWAGEN	TOURAN	0	0.0%	39	53	-26.4%
MERCEDES BENZ	CLASA B	3	1.8%	38	55	-30.9%
FORD	TOURNEO COURIER	2	1.2%	23	58	-60.3%
BMW	SERIA 2 GT	0	0.0%	9	9	0.0%
CITROEN	C4 SPACETOURER	0	0.0%	0	1	-
FORD	C-MAX	0	0.0%	0	5	-
Rest		0	0.0%	0	3	-
<b>TOTAL</b>		<b>167</b>	<b>100%</b>	<b>758</b>	<b>1141</b>	<b>-33.6%</b>



CLASA MPV1		Octombrie		2020	2019	variatie
Segment MPV1		unitati	pondere	unitati		2020/2019
OPEL	ZAFIRA	1	50.0%	19	3	-
MERCEDES BENZ	CITAN	0	0.0%	2	4	-50.0%
SEAT	ALHAMBRA	0	0.0%	2	2	0.0%
Alte marci	PACIFICA	0	0.0%	1	0	-
FORD	S-MAX	0	0.0%	1	8	-87.5%
VOLKSWAGEN	SHARAN	1	50.0%	1	1	0.0%
FORD	GALAXY	0	0.0%	0	1	-
RENAULT	ESPACE	0	0.0%	0	1	-
<b>TOTAL</b>		<b>2</b>	<b>100%</b>	<b>26</b>	<b>20</b>	<b>30.0%</b>

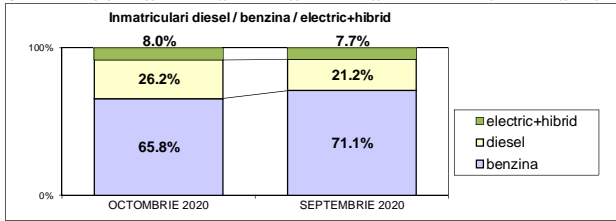


CLASA Sport		Octombrie		2020	2019	variatie
Segment Sport		unitati	pondere	unitati		2020/2019
BMW	SERIA 8	3	21.4%	51	43	18.6%
PORSCHE	911	4	28.6%	40	29	37.9%
FORD	MUSTANG	1	7.1%	33	76	-56.6%
MERCEDES BENZ	AMG GT	0	0.0%	30	50	-40.0%
PORSCHE	TAYCAN	3	21.4%	16	0	-
MAZDA	MX-5	0	0.0%	14	18	-22.2%
BMW	Z4	1	7.1%	11	17	-35.3%
BENTLEY	CONTINENTAL	0	0.0%	10	14	-28.6%
PORSCHE	BOXTER	0	0.0%	7	3	133.3%
FERRARI	488	1	7.1%	6	5	20.0%
Rest		1	7.1%	37	60	-
<b>TOTAL</b>		<b>14</b>	<b>100%</b>	<b>255</b>	<b>315</b>	<b>-19.0%</b>

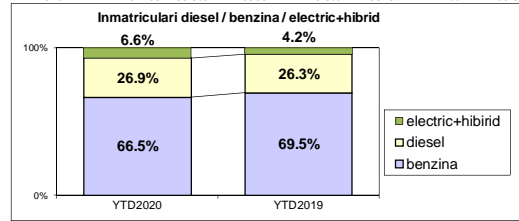


## Segmentare autoturisme dupa tipul de combustibil / PC segmentation by type of fuel

	benzina		diesel		electric+hibrid		total
OCTOMBRIE 2020	8171	65.8%	3253	26.2%	996	8.0%	12 420
SEPTEMBRIE 2020	7667	71.1%	2283	21.2%	827	7.7%	10 777



	benzina		diesel		electric+hibrid		total
YTD2020	63871	66.5%	25791	26.9%	6385	6.6%	96 047
YTD2019	92489	69.5%	35064	26.3%	5545	4.2%	133 098



Categoria HIBRID nu include si Mild Hibrid

## Inmatriculări autoturisme in functie de tipul de combustibil / Passenger car registrations by fuel type

Luna/An	2020		Pondere		Variatie 20/19		Top Marci - Electrice			Top Marci - Plug-in			Top Marci - Hibride					
	diesel	benzina	diesel	benzina	diesel	benzina	MARCA	2020	2019	Var. %	MARCA	2020	2019	Var. %	MARCA	2020	2019	Var. %
ianuarie	3 313	8 383	26.8%	67.5%	-19.2%	-8.3%	RENAULT	475	305	55.7%	BMW	98	44	122.7%	TOYOTA	3387	3593	-5.7%
februarie	2 593	5 572	29.5%	64.1%	-25.2%	-30.8%	SKODA	331	0	-	VOLVO	94	71	32.4%	LEXUS	157	250	-37.2%
martie	2 222	3 992	34.1%	61.1%	-29.8%	-35.0%	VOLKSWAGEN	274	197	39.1%	MERCEDES BENZ	88	9	-	HYUNDAI	140	25	460.0%
aprilie	1 835	2 182	43.0%	51.2%	-39.1%	-58.3%	HYUNDAI	191	22	-	FORD	80	0	-	HONDA	127	88	44.3%
mai	1 956	4 711	27.7%	66.6%	-38.6%	-48.6%	BMW	89	149	-40.3%	MITSUBISHI	75	94	-20.2%	FORD	93	94	-1.1%
iunie	2 284	7 048	22.7%	70.1%	-28.8%	-30.1%	SMART	74	127	-41.7%	PORSCHE	58	8	-	KIA	30	43	-30.2%
iulie	3 265	8 667	25.5%	67.6%	-32.2%	-50.0%	NISSAN	71	292	-75.7%	HYUNDAI	43	2	-	SUBARU	16	0	-
august	2 787	7 478	25.2%	67.6%	-48.0%	-55.2%	PEUGEOT	67	0	-	SKODA	34	0	-				
septembrie	2 283	7 667	21.2%	71.1%	97.0%	41.8%	TESLA	51	13	292.3%	TOYOTA	19	1	-				
octombrie	3 253	8 171	26.2%	65.8%	2.4%	20.6%	OPEL	37	0	-	MINI	18	19	-5.3%				
noiembrie	-	-	-	-	-	-	Altele	120	48	150.0%		48	51	-5.9%				
decembrie	-	-	-	-	-	-	<b>TOTAL</b>	<b>1780</b>	<b>1153</b>	<b>54.4%</b>	<b>TOTAL</b>	<b>655</b>	<b>299</b>	<b>119.1%</b>	<b>TOTAL</b>	<b>3950</b>	<b>4093</b>	<b>-3.5%</b>

TOP 10 HIBRID nu include autoturisme Mild Hibrid

## Top 10 Autoturisme in functie de tipul de alimentare - marci / Top 10 passenger car sales by fuel type and make

## Top 10 diesel - marci

MARCA	Octombrie 2020	2020	Pondere %	Var. an anterior
DACIA	1509	10174	39.4%	-21.4%
VOLKSWAGEN	249	2834	11.0%	-29.3%
SKODA	400	2708	10.5%	-29.6%
PEUGEOT	83	1638	6.4%	66.6%
FORD	192	1562	6.1%	-46.4%
BMW	170	1355	5.3%	-34.6%
MERCEDES BENZ	100	1017	3.9%	-27.5%
RENAULT	133	898	3.5%	-50.7%
CITROEN	40	791	3.1%	185.6%
AUDI	105	524	2.0%	-44.1%
Rest	272	2290	8.9%	-
<b>TOTAL</b>	<b>3253</b>	<b>25791</b>	<b>100.0%</b>	<b>-26.4%</b>

## Top 10 benzina - marci

MARCA	Octombrie 2020	2020	Pondere %	Var. an anterior
DACIA	2538	20022	31.3%	-28.2%
RENAULT	803	5994	9.4%	-32.4%
HYUNDAI	536	5188	8.1%	-15.7%
SKODA	477	4455	7.0%	-32.5%
VOLKSWAGEN	527	4307	6.7%	-7.9%
FORD	478	3356	5.3%	-48.6%
SUZUKI	444	3039	4.8%	-31.9%
OPEL	204	1774	2.8%	-73.2%
NISSAN	239	1737	2.7%	-47.4%
TOYOTA	168	1710	2.7%	-9.5%
Rest	1757	12289	19.2%	-
<b>TOTAL</b>	<b>8171</b>	<b>63871</b>	<b>100%</b>	<b>-30.9%</b>

## Top 10 Autoturisme in functie de tipul de alimentare - modele / Top 10 passenger car sales by fuel type and model

## Top 10 diesel - model

MODEL	Octombrie 2020	2020	Pondere %	Var. an anterior
DACIA DUSTER	853	5607	21.7%	-13.4%
DACIA LOGAN	476	2998	11.6%	-29.0%
SKODA OCTAVIA	245	1242	4.8%	-43.2%
VOLKSWAGEN PASSAT	90	729	2.8%	-25.1%
PEUGEOT 3008	33	697	2.7%	40.0%
DACIA SANDERO	94	681	2.6%	26.6%
SKODA KODIAQ	64	635	2.5%	-0.2%
VOLKSWAGEN TIGUAN	63	612	2.4%	-30.2%
FORD FOCUS	41	570	2.2%	-34.3%
DACIA DOKKER	63	563	2.2%	-50.1%
Rest	1231	11457	44.4%	-
<b>TOTAL</b>	<b>3253</b>	<b>25791</b>	<b>100.0%</b>	<b>-26.4%</b>

## Top 10 benzina - model

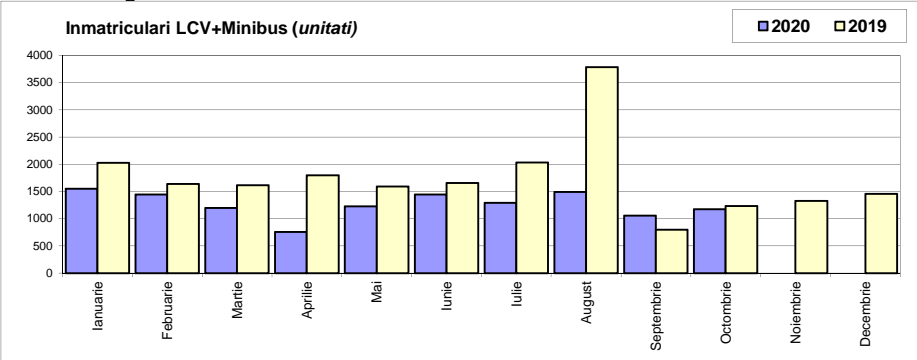
MODEL	Octombrie 2020	2020	Pondere %	Var. an anterior
DACIA LOGAN	1455	11066	17.3%	-36.7%
DACIA SANDERO	850	6738	10.5%	-1.5%
RENAULT CLIO	347	2821	4.4%	-16.2%
RENAULT CAPTUR	291	1473	2.3%	-21.8%
DACIA DUSTER	195	1460	2.3%	-49.2%
NISSAN QASHQAI	166	1414	2.2%	-52.0%
RENAULT MEGANE	142	1389	2.2%	-50.8%
HYUNDAI TUCSON	164	1376	2.2%	-13.4%
SKODA OCTAVIA	123	1367	2.1%	-32.3%
SUZUKI VITARA	233	1356	2.1%	-44.2%
Rest	4205	33411	52.3%	-
<b>TOTAL</b>	<b>8171</b>	<b>63871</b>	<b>100.0%</b>	<b>-30.9%</b>

## Distributia inmatricularilor dupa tipul de tractiune 4x4 / Registrations breakdown on four wheel drive

Marca	2020			2019	
	unitati	din total 4x4	din total marca	unitati	Var. an anterior %
DACIA	5047	26.5%	16.7%	7012	-28.0%
BMW	1918	10.1%	80.6%	2390	-19.7%
MERCEDES BENZ	1859	9.8%	75.2%	2173	-14.5%
SUZUKI	1530	8.0%	50.3%	2187	-30.0%
VOLKSWAGEN	1314	6.9%	17.7%	1705	-22.9%
SKODA	993	5.2%	13.2%	1352	-26.6%
TOYOTA	933	4.9%	17.9%	717	30.1%
HYUNDAI	771	4.0%	13.4%	1506	-48.8%
MAZDA	602	3.2%	34.5%	845	-28.8%
AUDI	562	2.9%	63.1%	917	-38.7%
LAND ROVER	494	2.6%	100.0%	576	-14.2%
VOLVO	442	2.3%	81.0%	583	-24.2%
KIA	381	2.0%	21.8%	530	-28.1%
MITSUBISHI	325	1.7%	71.3%	324	0.3%
FORD	311	1.6%	6.1%	1332	-76.7%
Alte marci	1579	8.3%	7.5%	2039	-22.6%
<b>TOTAL</b>	<b>19061</b>	<b>100.0%</b>	<b>19.8%</b>	<b>26188</b>	<b>-27.2%</b>

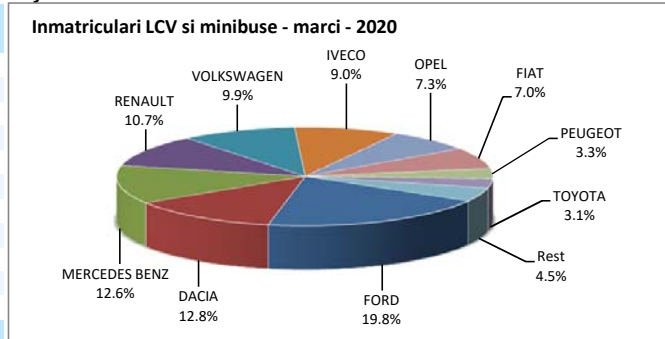
**Inmatriculari comerciale usoare si minibus / LCV & Minibus registrations**

Luna/An	2020	2019	Variatie
Ianuarie	1 549	2 024	-23.5%
Februarie	1 442	1 641	-12.1%
Martie	1 199	1 615	-25.8%
Aprilie	756	1 794	-57.9%
Mai	1 227	1 590	-22.8%
Iunie	1 445	1 656	-12.7%
Iulie	1 293	2 033	-36.4%
August	1 490	3 780	-60.6%
Septembrie	1 054	796	32.4%
Octombrie	1 172	1 235	-5.1%
Noiembrie		1 327	-
Decembrie		1 457	-
<b>Total</b>	<b>12 627</b>	<b>18 164</b>	<b>-30.5%</b>



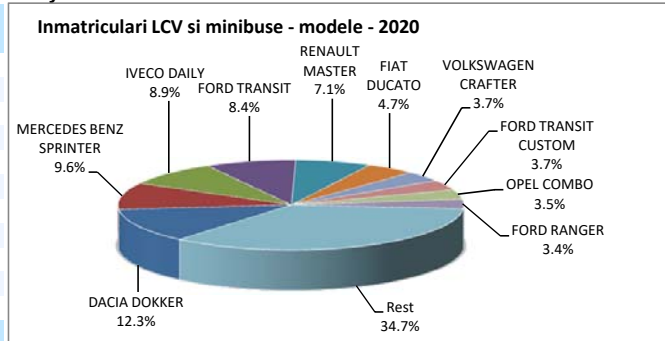
**Inmatriculari comerciale <3.5t si minibus - marci / LCV + minibus registrations by make**

MARCA	Octombrie unitati	Var. luna sim. an anterior	2020 unitati	Var. an anterior
FORD	221	-18.8%	2500	-21.1%
DACIA	74	-52.6%	1618	-40.4%
MERCEDES BENZ	188	-6.9%	1592	-39.9%
RENAULT	132	33.3%	1345	-30.6%
VOLKSWAGEN	100	-21.3%	1250	-24.4%
IVECO	111	7.8%	1132	-22.5%
OPEL	123	61.8%	926	-4.1%
FIAT	61	3.4%	886	-39.9%
PEUGEOT	69	475.0%	419	-36.4%
TOYOTA	57	32.6%	387	-23.4%
Rest	36	-58.1%	572	-
<b>TOTAL</b>	<b>1172</b>	<b>-5.1%</b>	<b>12627</b>	<b>-30.5%</b>



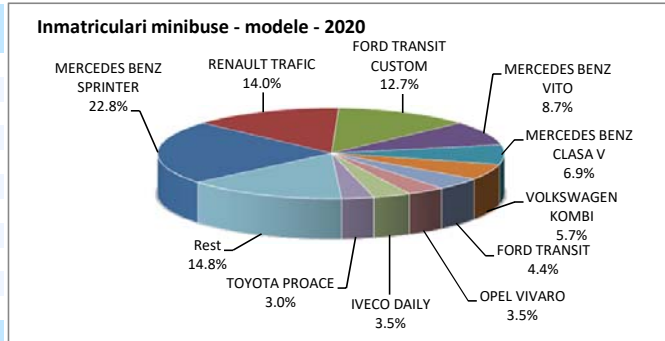
**Inmatriculari comerciale <3.5t si minibus - modele / LCV + minibus registrations by models**

MODEL	Octombrie unitati	Var. luna sim. an anterior	2020 unitati	Var. an anterior
DACIA DOKKER	68	-44.3%	1549	-35.4%
MERCEDES BENZ SPRINTER	164	6.5%	1216	-41.8%
IVECO DAILY	110	6.8%	1128	-22.7%
FORD TRANSIT	98	-20.3%	1066	-29.0%
RENAULT MASTER	74	39.6%	895	-29.4%
FIAT DUCATO	50	42.9%	588	-43.0%
VOLKSWAGEN CRAFTER	37	85.0%	472	-19.9%
FORD TRANSIT CUSTOM	37	-37.3%	461	-30.3%
OPEL COMBO	73	386.7%	442	125.5%
FORD RANGER	27	-6.9%	426	-6.0%
Rest	434	-16.9%	4384	-
<b>TOTAL</b>	<b>1172</b>	<b>-5.1%</b>	<b>12627</b>	<b>-30.5%</b>



**Inmatriculari minibus - modele / Minibus registrations by models**

MODEL	Octombrie unitati	Var. luna sim. an anterior	2020 unitati	Var. an anterior
MERCEDES BENZ SPRINTER	36	-41.0%	360	-59.0%
RENAULT TRAFIC	14	-44.0%	221	-11.2%
FORD TRANSIT CUSTOM	21	-34.4%	200	-39.2%
MERCEDES BENZ VITO	11	-31.3%	138	-38.7%
MERCEDES BENZ CLASA V	13	-7.1%	109	-21.0%
VOLKSWAGEN KOMBI	13	62.5%	90	-55.4%
FORD TRANSIT	4	300.0%	70	79.5%
OPEL VIVARO	2	0.0%	56	-61.6%
IVECO DAILY	0	-100.0%	55	12.2%
TOYOTA PROACE	6	-	47	62.1%
Rest	15	7.1%	234	-
<b>TOTAL</b>	<b>135</b>	<b>-23.3%</b>	<b>1580</b>	<b>-38.5%</b>



**Inmatriculari pick-up - modele / Pick-up registrations by models**

MODEL	Octombrie unitati	Var. luna sim. an anterior	2020 unitati	Var. an anterior
FORD RANGER	27	-6.9%	426	-6.0%
TOYOTA HILUX	43	2.4%	268	-32.3%
NISSAN NAVARA	1	-97.7%	142	-37.4%
MITSUBISHI L200	5	-50.0%	127	-23.5%
ISUZU D-MAX	1	-92.3%	65	-54.5%
MERCEDES BENZ CLASA X	0	-100.0%	59	-36.6%
VOLKSWAGEN AMAROK	3	50.0%	58	-30.1%
DACIA DUSTER	0	-	4	-
FIAT FULLBACK	0	-100.0%	3	-88.0%
SSANGYONG MUSSO GRAND	0	-	3	-72.7%
Rest	0	-	2	-
<b>TOTAL</b>	<b>80</b>	<b>-48.7%</b>	<b>1157</b>	<b>-27.8%</b>

