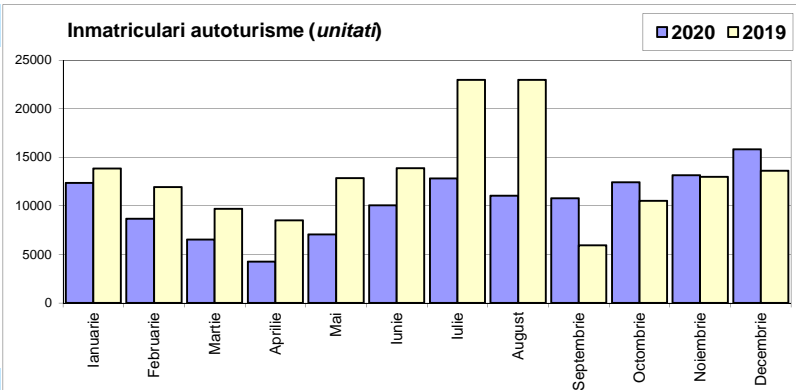


Inmatriculari autoturisme / Passenger car registrations

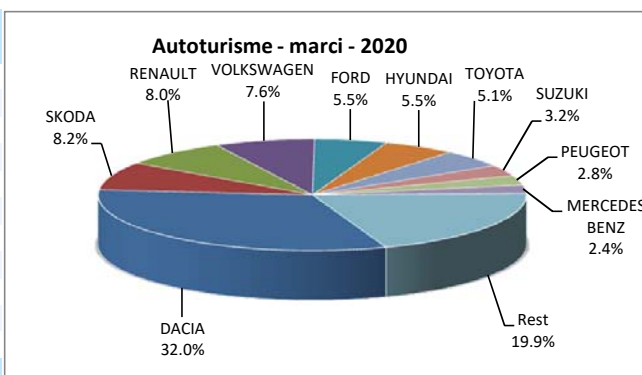
| Luna/An | 2020 | 2019 | Variatie |
|--------------|----------------|----------------|---------------|
| Ianuarie | 12 368 | 13 831 | -10.6% |
| Februarie | 8 688 | 11 927 | -27.2% |
| Martie | 6 532 | 9 699 | -32.7% |
| Aprilie | 4 265 | 8 521 | -49.9% |
| Mai | 7 067 | 12 855 | -45.0% |
| Iunie | 10 060 | 13 877 | -27.5% |
| Iulie | 12 815 | 22 975 | -44.2% |
| August | 11 055 | 22 952 | -51.8% |
| Septembrie | 10 777 | 5 929 | 81.8% |
| Octombrie | 12 420 | 10 532 | 17.9% |
| Noiembrie | 13 143 | 12 993 | 1.2% |
| Decembrie | 15 814 | 13 605 | 16.2% |
| Total | 125 004 | 159 696 | -21.7% |

159 696



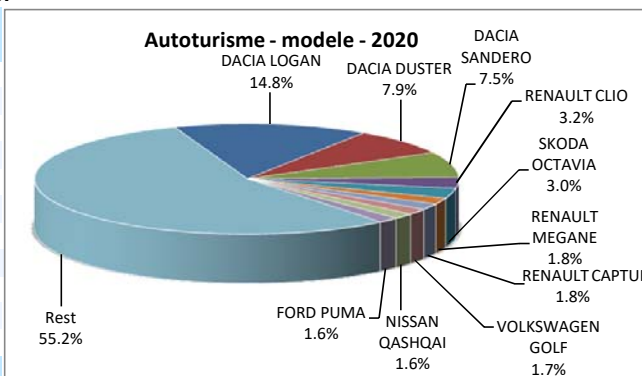
Top inmatriculari autoturisme - marci / Passenger car top - by make

| MARCA | Decembrie unitati | Var. luna sim. an anterior | 2020 unitati | Var. an anterior |
|---------------|----------------------|-------------------------------|-----------------|---------------------|
| DACIA | 5362 | 7.2% | 39940 | -20.6% |
| SKODA | 1660 | 81.2% | 10288 | -16.8% |
| RENAULT | 1373 | 6.8% | 9963 | -24.9% |
| VOLKSWAGEN | 1126 | 86.1% | 9441 | -8.4% |
| FORD | 962 | -20.8% | 6874 | -42.3% |
| HYUNDAI | 556 | -17.9% | 6852 | -14.6% |
| TOYOTA | 577 | 0.9% | 6361 | -5.3% |
| SUZUKI | 469 | 97.1% | 3956 | -20.2% |
| PEUGEOT | 392 | 16.7% | 3517 | -3.8% |
| MERCEDES BENZ | 270 | -19.6% | 2972 | -16.0% |
| Rest | 3067 | 26.7% | 24840 | - |
| TOTAL | 15814 | 16.2% | 125004 | -21.7% |



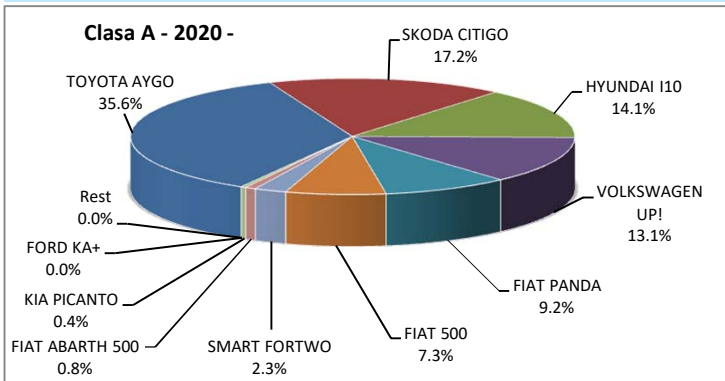
Top inmatriculari autoturisme - modele / Passenger car top - by model

| MODEL | Decembrie unitati | Var. luna sim. an anterior | 2020 unitati | Var. an anterior |
|-----------------|----------------------|-------------------------------|-----------------|---------------------|
| DACIA LOGAN | 2221 | 4.2% | 18474 | -28.5% |
| DACIA DUSTER | 1747 | 51.0% | 9826 | -15.0% |
| DACIA SANDERO | 1046 | -24.5% | 9420 | -5.1% |
| RENAULT CLIO | 394 | -27.2% | 3958 | -25.3% |
| SKODA OCTAVIA | 649 | 21.3% | 3706 | -29.9% |
| RENAULT MEGANE | 317 | -11.0% | 2273 | -41.2% |
| RENAULT CAPTUR | 303 | 34.1% | 2247 | -9.4% |
| VOLKSWAGEN GOLF | 174 | 23.4% | 2124 | -11.0% |
| NISSAN QASHQAI | 229 | -27.5% | 2035 | -49.5% |
| FORD PUMA | 419 | - | 1996 | - |
| Rest | 8315 | 22.0% | 68945 | - |
| TOTAL | 15814 | 16.2% | 125004 | -21.7% |

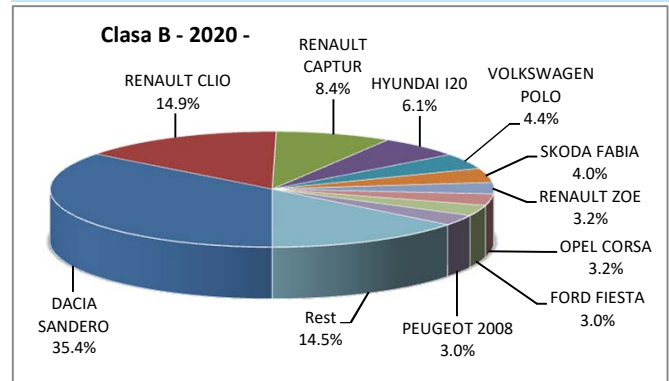


TOP 10 inmatriculari pe clase / TOP 10 passenger cars registrations by segment

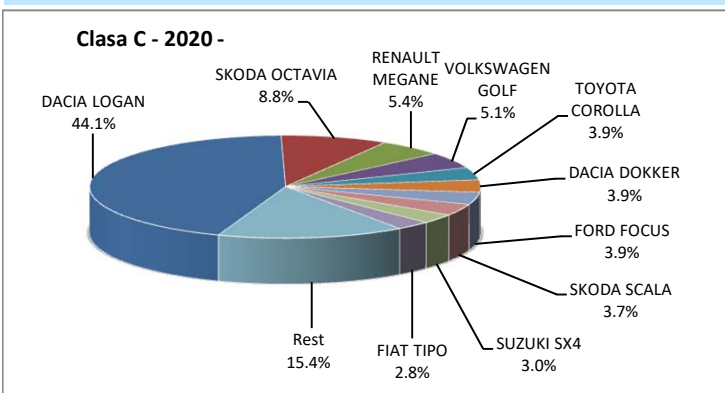
| CLASA A | | Decembrie | | 2020 | 2019 | variatie |
|--------------|------------|------------|-------------|-------------|-------------|---------------|
| Segment A | | unitati | pondere | unitati | | 2020/2019 |
| TOYOTA | AYGO | 56 | 32.0% | 743 | 1042 | -28.7% |
| SKODA | CITIGO | 8 | 4.6% | 360 | 264 | 36.4% |
| HYUNDAI | I10 | 56 | 32.0% | 295 | 257 | 14.8% |
| VOLKSWAGEN | UP! | 11 | 6.3% | 273 | 463 | -41.0% |
| FIAT | PANDA | 12 | 6.9% | 191 | 2 | - |
| FIAT | 500 | 21 | 12.0% | 152 | 257 | -40.9% |
| SMART | FORTWO | 9 | 5.1% | 49 | 107 | -54.2% |
| FIAT | ABARTH 500 | 1 | 0.6% | 16 | 18 | -11.1% |
| KIA | PICANTO | 1 | 0.6% | 8 | 6 | 33.3% |
| FORD | KA+ | 0 | 0.0% | 0 | 305 | - |
| Rest | | 0 | 0.0% | 0 | 6 | - |
| TOTAL | | 175 | 100% | 2087 | 2727 | -23.5% |



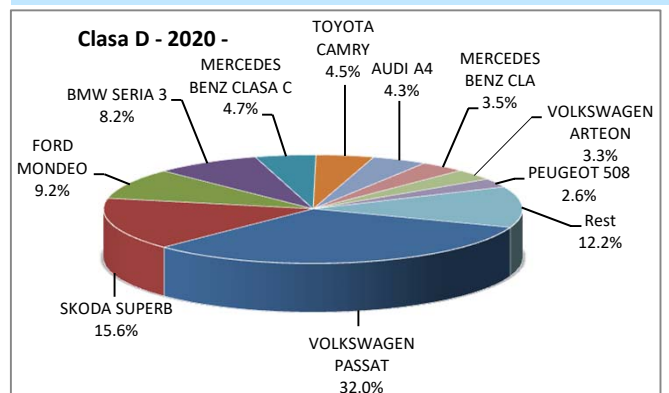
| CLASA B | | Decembrie | | 2020 | 2019 | variatie |
|--------------|---------|-------------|-------------|--------------|--------------|---------------|
| Segment B | | unitati | pondere | unitati | | 2020/2019 |
| DACIA | SANDERO | 1046 | 30.6% | 9420 | 9925 | -5.1% |
| RENAULT | CLIO | 394 | 11.5% | 3958 | 5300 | -25.3% |
| RENAULT | CAPTUR | 303 | 8.9% | 2247 | 2480 | -9.4% |
| HYUNDAI | I20 | 194 | 5.7% | 1612 | 2049 | -21.3% |
| VOLKSWAGEN | POLO | 80 | 2.3% | 1171 | 1606 | -27.1% |
| SKODA | FABIA | 296 | 8.7% | 1051 | 1243 | -15.4% |
| RENAULT | ZOE | 295 | 8.6% | 857 | 385 | 122.6% |
| OPEL | CORSA | 174 | 5.1% | 848 | 1489 | -43.0% |
| FORD | FIESTA | 68 | 2.0% | 800 | 2010 | -60.2% |
| PEUGEOT | 2008 | 112 | 3.3% | 795 | 371 | 114.3% |
| Rest | | 459 | 13.4% | 3846 | 5639 | - |
| TOTAL | | 3421 | 100% | 26605 | 32497 | -18.1% |



| CLASA C | | Decembrie | | 2020 | 2019 | variatie |
|--------------|---------|-------------|-------------|--------------|--------------|---------------|
| Segment C | | unitati | pondere | unitati | | 2020/2019 |
| DACIA | LOGAN | 2221 | 41.9% | 18474 | 25846 | -28.5% |
| SKODA | OCTAVIA | 649 | 12.2% | 3706 | 5285 | -29.9% |
| RENAULT | MEGANE | 317 | 6.0% | 2273 | 3864 | -41.2% |
| VOLKSWAGEN | GOLF | 174 | 3.3% | 2124 | 2387 | -11.0% |
| TOYOTA | COROLLA | 155 | 2.9% | 1641 | 1484 | 10.6% |
| DACIA | DOKKER | 257 | 4.8% | 1630 | 1946 | -16.2% |
| FORD | FOCUS | 194 | 3.7% | 1620 | 3241 | -50.0% |
| SKODA | SCALA | 242 | 4.6% | 1549 | 480 | 222.7% |
| SUZUKI | SX4 | 159 | 3.0% | 1241 | 1293 | -4.0% |
| FIAT | TIPO | 98 | 1.8% | 1190 | 1150 | 3.5% |
| Rest | | 834 | 15.7% | 6467 | 12995 | - |
| TOTAL | | 5300 | 100% | 41915 | 59971 | -30.1% |

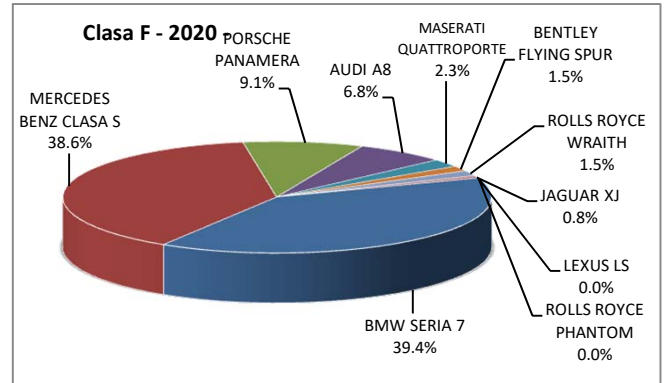
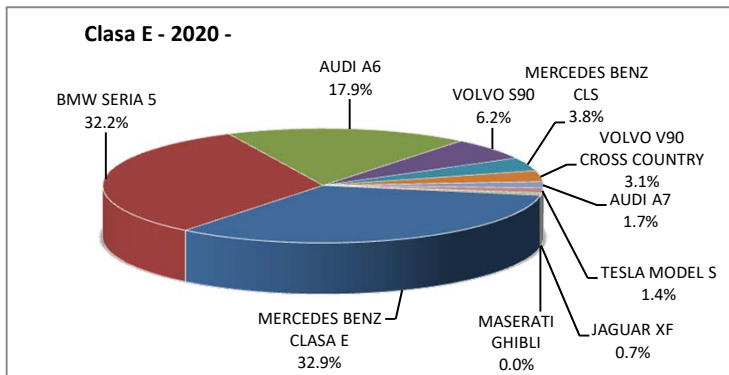


| CLASA D | | Decembrie | | 2020 | 2019 | variatie |
|---------------|---------|------------|-------------|-------------|-------------|---------------|
| Segment D | | unitati | pondere | unitati | | 2020/2019 |
| VOLKSWAGEN | PASSAT | 233 | 42.4% | 1470 | 1374 | 7.0% |
| SKODA | SUPERB | 97 | 17.6% | 716 | 987 | -27.5% |
| FORD | MONDEO | 16 | 2.9% | 423 | 572 | -26.0% |
| BMW | SERIA 3 | 44 | 8.0% | 376 | 440 | -14.5% |
| MERCEDES BENZ | CLASA C | 14 | 2.5% | 215 | 336 | -36.0% |
| TOYOTA | CAMRY | 17 | 3.1% | 205 | 93 | 120.4% |
| AUDI | A4 | 17 | 3.1% | 196 | 161 | 21.7% |
| MERCEDES BENZ | CLA | 6 | 1.1% | 161 | 158 | 1.9% |
| VOLKSWAGEN | ARTEON | 5 | 0.9% | 150 | 238 | -37.0% |
| PEUGEOT | 508 | 46 | 8.4% | 121 | 100 | 21.0% |
| Rest | | 55 | 10.0% | 561 | 1077 | - |
| TOTAL | | 550 | 100% | 4594 | 5536 | -17.0% |



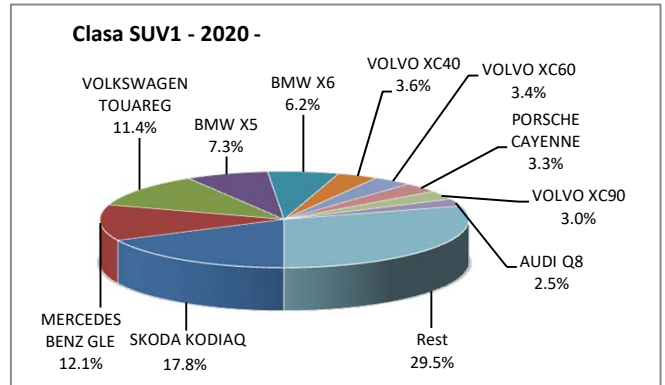
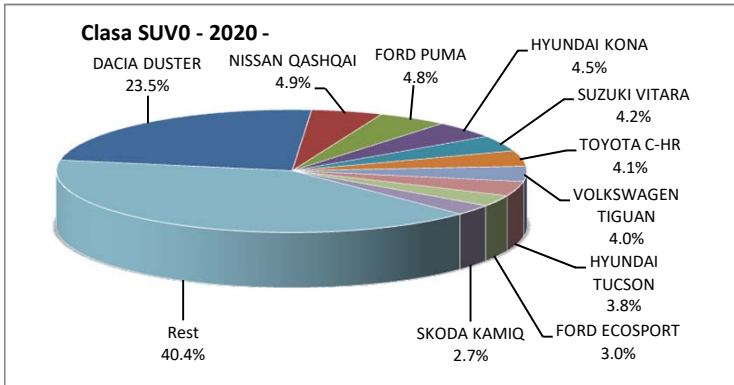
| CLASA E | | Decembrie | | 2020 | 2019 | variatie |
|---------------|-------------------|-----------|-------------|------------|------------|---------------|
| Segment E | | unitati | pondere | unitati | | 2020/2019 |
| MERCEDES BENZ | CLASA E | 27 | 39.7% | 190 | 270 | -29.6% |
| BMW | SERIA 5 | 18 | 26.5% | 186 | 303 | -38.6% |
| AUDI | A6 | 16 | 23.5% | 103 | 151 | -31.8% |
| VOLVO | S90 | 1 | 1.5% | 36 | 35 | 2.9% |
| MERCEDES BENZ | CLS | 3 | 4.4% | 22 | 60 | -63.3% |
| VOLVO | V90 CROSS COUNTRY | 1 | 1.5% | 18 | 11 | 63.6% |
| AUDI | A7 | 0 | 0.0% | 10 | 24 | -58.3% |
| TESLA | MODEL S | 1 | 1.5% | 8 | 3 | 166.7% |
| JAGUAR | XF | 1 | 1.5% | 4 | 9 | -55.6% |
| MASERATI | GHIBLI | 0 | 0.0% | 0 | 5 | - |
| TOTAL | | 68 | 100% | 577 | 871 | -33.8% |

| CLASA F | | Decembrie | | 2020 | 2019 | variatie |
|---------------|-------------|-----------|-------------|------------|------------|---------------|
| Segment F | | unitati | pondere | unitati | | 2020/2019 |
| BMW | SERIA 7 | 1 | 14.3% | 52 | 82 | -36.6% |
| MERCEDES BENZ | CLASA S | 3 | 42.9% | 51 | 116 | -56.0% |
| PORSCHE | PANAMERA | 1 | 14.3% | 12 | 20 | -40.0% |
| AUDI | A8 | 1 | 14.3% | 9 | 17 | -47.1% |
| MASERATI | QUATTROPOR | 1 | 14.3% | 3 | 0 | - |
| BENTLEY | FLYING SPUR | 0 | 0.0% | 2 | 0 | - |
| ROLLS ROYCE | WRAITH | 0 | 0.0% | 2 | 0 | - |
| JAGUAR | XJ | 0 | 0.0% | 1 | 1 | 0.0% |
| LEXUS | LS | 0 | 0.0% | 0 | 1 | - |
| ROLLS ROYCE | PHANTOM | 0 | 0.0% | 0 | 1 | - |
| TOTAL | | 7 | 100% | 132 | 238 | -44.5% |

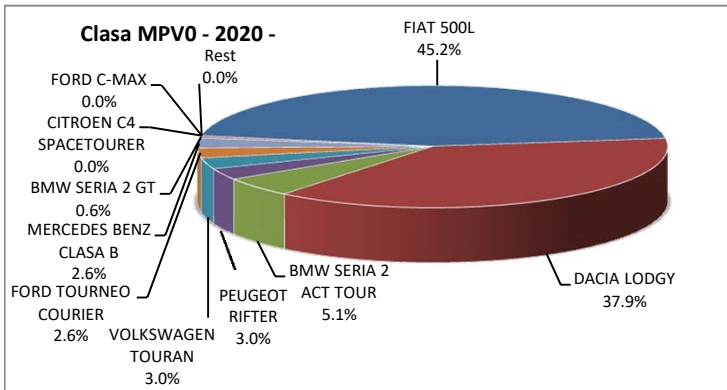


| CLASA SUV0 | | Decembrie | | 2020 | 2019 | variatie |
|--------------|----------|-------------|-------------|--------------|--------------|---------------|
| Segment SUV0 | | unitati | pondere | unitati | | 2020/2019 |
| DACIA | DUSTER | 1747 | 32.8% | 9826 | 11561 | -15.0% |
| NISSAN | QASHQAI | 229 | 4.3% | 2035 | 4029 | -49.5% |
| FORD | PUMA | 419 | 7.9% | 1996 | 0 | - |
| HYUNDAI | KONA | 146 | 2.7% | 1892 | 1365 | 38.6% |
| SUZUKI | VITARA | 176 | 3.3% | 1747 | 2686 | -35.0% |
| TOYOTA | C-HR | 176 | 3.3% | 1731 | 1761 | -1.7% |
| VOLKSWAGEN | TIGUAN | 146 | 2.7% | 1665 | 1448 | 15.0% |
| HYUNDAI | TUCSON | 32 | 0.6% | 1606 | 2197 | -26.9% |
| FORD | ECOSPORT | 92 | 1.7% | 1237 | 3220 | -61.6% |
| SKODA | KAMIQ | 172 | 3.2% | 1146 | 16 | - |
| Rest | | 1990 | 37.4% | 16850 | 21783 | - |
| TOTAL | | 5325 | 100% | 41731 | 50066 | -16.6% |

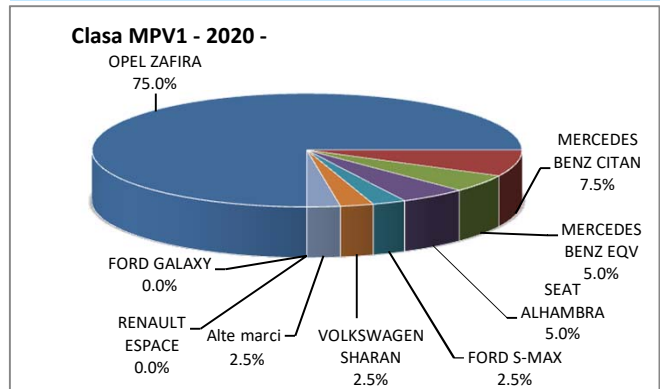
| CLASA SUV1 | | Decembrie | | 2020 | 2019 | variatie |
|---------------|---------|------------|-------------|-------------|-------------|--------------|
| Segment SUV1 | | unitati | pondere | unitati | | 2020/2019 |
| SKODA | KODIAQ | 102 | 19.5% | 976 | 1001 | -2.5% |
| MERCEDES BENZ | GLE | 77 | 14.7% | 662 | 512 | 29.3% |
| VOLKSWAGEN | TOUAREG | 40 | 7.6% | 625 | 653 | -4.3% |
| BMW | X5 | 39 | 7.4% | 398 | 648 | -38.6% |
| BMW | X6 | 33 | 6.3% | 341 | 113 | 201.8% |
| VOLVO | XC40 | 25 | 4.8% | 196 | 211 | -7.1% |
| VOLVO | XC60 | 25 | 4.8% | 188 | 267 | -29.6% |
| PORSCHE | CAYENNE | 15 | 2.9% | 179 | 170 | 5.3% |
| VOLVO | XC90 | 11 | 2.1% | 162 | 217 | -25.3% |
| AUDI | Q8 | 12 | 2.3% | 136 | 242 | -43.8% |
| Rest | | 145 | 27.7% | 1615 | 1963 | - |
| TOTAL | | 524 | 100% | 5478 | 5997 | -8.7% |



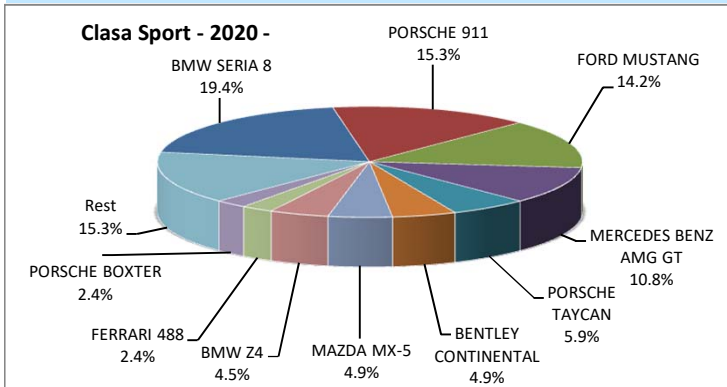
| CLASA MPV0 | | Decembrie | | 2020 | 2019 | variatie |
|---------------|------------------|------------|-------------|-------------|-------------|--------------|
| Segment MPV0 | | unitati | pondere | unitati | | 2020/2019 |
| FIAT | 500L | 299 | 72.0% | 703 | 0 | - |
| DACIA | LODGY | 91 | 21.9% | 590 | 1037 | -43.1% |
| BMW | SERIA 2 ACT TOUR | 2 | 0.5% | 80 | 152 | -47.4% |
| PEUGEOT | RIFTER | 4 | 1.0% | 47 | 14 | 235.7% |
| VOLKSWAGEN | TOURAN | 7 | 1.7% | 46 | 56 | -17.9% |
| FORD | TOURNEO COURIER | 10 | 2.4% | 41 | 72 | -43.1% |
| MERCEDES BENZ | CLASA B | 1 | 0.2% | 40 | 57 | -29.8% |
| BMW | SERIA 2 GT | 1 | 0.2% | 10 | 14 | -28.6% |
| CITROEN | C4 SPACETOURER | 0 | 0.0% | 0 | 1 | - |
| FORD | C-MAX | 0 | 0.0% | 0 | 5 | - |
| Rest | | 0 | 0.0% | 0 | 3 | - |
| TOTAL | | 415 | 100% | 1557 | 1411 | 10.3% |



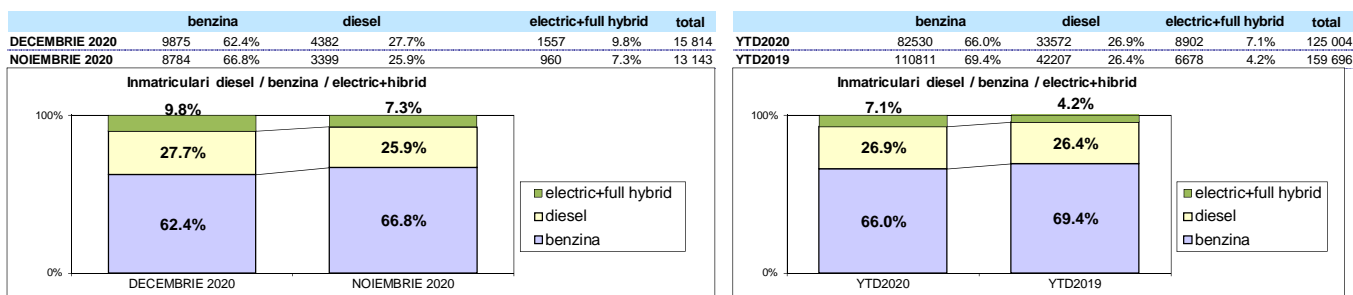
| CLASA MPV1 | | Decembrie | | 2020 | 2019 | variatie |
|---------------|----------|-----------|-------------|-----------|-----------|--------------|
| Segment MPV1 | | unitati | pondere | unitati | | 2020/2019 |
| OPEL | ZAFIRA | 8 | 80.0% | 30 | 5 | 500.0% |
| MERCEDES BENZ | CITAN | 0 | 0.0% | 3 | 4 | -25.0% |
| MERCEDES BENZ | EQV | 2 | 20.0% | 2 | 0 | - |
| SEAT | ALHAMBRA | 0 | 0.0% | 2 | 2 | 0.0% |
| FORD | S-MAX | 0 | 0.0% | 1 | 8 | -87.5% |
| VOLKSWAGEN | SHARAN | 0 | 0.0% | 1 | 1 | 0.0% |
| Alte marci | - | 0 | 0.0% | 1 | 0 | - |
| FORD | GALAXY | 0 | 0.0% | 0 | 1 | - |
| RENAULT | ESPACE | 0 | 0.0% | 0 | 1 | - |
| TOTAL | | 10 | 100% | 40 | 22 | 81.8% |



| CLASA Sport | | Decembrie | | 2020 | 2019 | variatie |
|---------------|-------------|-----------|-------------|------------|------------|---------------|
| Segment Sport | | unitati | pondere | unitati | | 2020/2019 |
| BMW | SERIA 8 | 2 | 10.5% | 56 | 45 | 24.4% |
| PORSCHE | 911 | 3 | 15.8% | 44 | 36 | 22.2% |
| FORD | MUSTANG | 6 | 31.6% | 41 | 80 | -48.8% |
| MERCEDES BENZ | AMG GT | 1 | 5.3% | 31 | 64 | -51.6% |
| PORSCHE | TAYCAN | 0 | 0.0% | 17 | 0 | - |
| BENTLEY | CONTINENTAL | 3 | 15.8% | 14 | 16 | -12.5% |
| MAZDA | MX-5 | 0 | 0.0% | 14 | 28 | -50.0% |
| BMW | Z4 | 1 | 5.3% | 13 | 19 | -31.6% |
| FERRARI | 488 | 1 | 5.3% | 7 | 5 | 40.0% |
| PORSCHE | BOXTER | 0 | 0.0% | 7 | 3 | 133.3% |
| Rest | | 2 | 10.5% | 44 | 64 | - |
| TOTAL | | 19 | 100% | 288 | 360 | -20.0% |



Segmentare autoturisme dupa tipul de combustibil / PC segmentation by type of fuel



Categoria Full Hybrid nu include si Mild Hybrid

Inmatriculări autoturisme în funcție de tipul de combustibil / Passenger car registrations by fuel type

| Luna/An | 2020 | | Pondere | | Variatie 20/19 | | Top Marci - Electrice | | | Top Marci - Plug-in hibrid | | | Top Marci - Full Hybrid | | | | | |
|--------------|---------------|---------------|--------------|--------------|----------------|---------------|--|-------------|-------------|----------------------------|---------------|-------------|-------------------------|---------------|--------------|-------------|-------------|-------------|
| | diesel | benzina | diesel | benzina | diesel | benzina | MARCA | 2020 | 2019 | Var. % | MARCA | 2020 | 2019 | Var. % | MARCA | 2020 | 2019 | Var. % |
| Ianuarie | 3 313 | 8 383 | 26.8% | 67.5% | -19.2% | -8.3% | RENAULT | 857 | 385 | 122.6% | MERCEDES BENZ | 207 | 11 | - | TOYOTA | 4252 | 4167 | 2.0% |
| Februarie | 2 593 | 5 572 | 29.5% | 64.1% | -25.2% | -30.8% | VOLKSWAGEN | 644 | 258 | 149.6% | VOLVO | 148 | 88 | 68.2% | HONDA | 239 | 121 | 97.5% |
| Martie | 2 222 | 3 992 | 34.1% | 61.1% | -29.8% | -35.0% | SKODA | 354 | 0 | - | BMW | 129 | 59 | 118.6% | LEXUS | 184 | 282 | -34.8% |
| Aprilie | 1 835 | 2 182 | 43.0% | 51.2% | -39.1% | -58.3% | HYUNDAI | 241 | 23 | - | MITSUBISHI | 114 | 128 | -10.9% | HYUNDAI | 173 | 33 | 424.2% |
| Mai | 1 956 | 4 711 | 27.7% | 66.6% | -38.6% | -48.6% | BMW | 106 | 214 | -50.5% | FORD | 91 | 0 | - | FORD | 106 | 105 | 1.0% |
| Iunie | 2 284 | 7 048 | 22.7% | 70.1% | -28.8% | -30.1% | SMART | 101 | 183 | -44.8% | SKODA | 71 | 0 | - | KIA | 44 | 62 | -29.0% |
| Iulie | 3 265 | 8 667 | 25.5% | 67.6% | -32.2% | -50.0% | PEUGEOT | 97 | 0 | - | PORSCHE | 67 | 23 | 191.3% | SUBARU | 17 | 0 | - |
| August | 2 787 | 7 478 | 25.2% | 67.6% | -48.0% | -55.2% | NISSAN | 90 | 369 | -75.6% | HYUNDAI | 53 | 2 | - | RENAULT | 4 | 0 | - |
| Septembrie | 2 283 | 7 667 | 21.2% | 71.1% | 97.0% | 41.8% | MERCEDES BENZ | 68 | 5 | - | TOYOTA | 26 | 7 | 271.4% | | | | |
| Octombrie | 3 253 | 8 171 | 26.2% | 65.8% | 2.4% | 20.6% | TESLA | 62 | 18 | 244.4% | MINI | 23 | 25 | -8.0% | | | | |
| Noiembrie | 3 399 | 8 784 | 25.9% | 66.8% | 95.5% | 98.2% | Altele | 226 | 51 | - | | 108 | 59 | - | | | | |
| Decembrie | 4 382 | 9 875 | 27.7% | 62.4% | 22.3% | 5.3% | TOTAL | 2846 | 1506 | 89.0% | TOTAL | 1037 | 402 | 158.0% | TOTAL | 5019 | 4770 | 5.2% |
| Total | 33 572 | 82 530 | 26.9% | 66.0% | -20.5% | -25.5% | TOP 10 FULL HYBRID nu include autoturisme Mild Hybrid | | | | | | | | | | | |

Top 10 Autoturisme în funcție de tipul de alimentare - marci / Top 10 passenger car sales by fuel type and make

Top 10 diesel - marci

| MARCA | Decembrie 2020 | 2020 | Pondere % | Var. an anterior |
|---------------|----------------|--------------|---------------|------------------|
| DACIA | 2114 | 13807 | 41.1% | -11.6% |
| SKODA | 569 | 3716 | 11.1% | -21.3% |
| VOLKSWAGEN | 415 | 3545 | 10.6% | -25.8% |
| PEUGEOT | 150 | 1988 | 5.9% | 50.8% |
| FORD | 245 | 1986 | 5.9% | -46.0% |
| BMW | 141 | 1642 | 4.9% | -30.6% |
| MERCEDES BENZ | 103 | 1229 | 3.7% | -24.9% |
| RENAULT | 203 | 1225 | 3.6% | -42.8% |
| CITROEN | 87 | 929 | 2.8% | 111.6% |
| AUDI | 72 | 669 | 2.0% | -36.3% |
| Rest | 283 | 2836 | 8.4% | - |
| TOTAL | 4382 | 33572 | 100.0% | -20.5% |

Top 10 benzina - marci

| MARCA | Decembrie 2020 | 2020 | Pondere % | Var. an anterior |
|--------------|----------------|--------------|---------------|------------------|
| DACIA | 3248 | 26133 | 31.7% | -24.7% |
| RENAULT | 854 | 7858 | 9.5% | -26.9% |
| HYUNDAI | 512 | 6206 | 7.5% | -16.1% |
| SKODA | 1058 | 6147 | 7.4% | -19.7% |
| VOLKSWAGEN | 435 | 5234 | 6.3% | -0.7% |
| FORD | 702 | 4691 | 5.7% | -42.3% |
| SUZUKI | 459 | 3944 | 4.8% | -20.4% |
| FIAT | 431 | 2384 | 2.9% | 63.4% |
| OPEL | 297 | 2279 | 2.8% | -68.7% |
| NISSAN | 252 | 2173 | 2.6% | -44.1% |
| Rest | 1627 | 15481 | 18.8% | - |
| TOTAL | 9875 | 82530 | 100.0% | -25.5% |

Top 10 Autoturisme în funcție de tipul de alimentare - modele / Top 10 passenger car sales by fuel type and model

Top 10 diesel - model

| MODEL | Decembrie 2020 | 2020 | Pondere % | Var. an anterior |
|-------------------|----------------|--------------|---------------|------------------|
| DACIA DUSTER | 1205 | 7551 | 22.5% | -5.6% |
| DACIA LOGAN | 559 | 4022 | 12.0% | -18.5% |
| SKODA OCTAVIA | 368 | 1900 | 5.7% | -30.5% |
| VOLKSWAGEN PASSAT | 179 | 1005 | 3.0% | -11.0% |
| DACIA SANDERO | 125 | 920 | 2.7% | 44.9% |
| DACIA DOKKER | 139 | 805 | 2.4% | -38.6% |
| SKODA KODIAQ | 69 | 761 | 2.3% | -0.7% |
| VOLKSWAGEN TIGUAN | 61 | 732 | 2.2% | -26.7% |
| FORD FOCUS | 100 | 718 | 2.1% | -29.1% |
| PEUGEOT 3008 | 11 | 718 | 2.1% | 16.6% |
| Rest | 1566 | 14440 | 43.0% | - |
| TOTAL | 4382 | 33572 | 100.0% | -20.5% |

Top 10 benzina - model

| MODEL | Decembrie 2020 | 2020 | Pondere % | Var. an anterior |
|----------------|----------------|--------------|---------------|------------------|
| DACIA LOGAN | 1662 | 14452 | 17.5% | -30.9% |
| DACIA SANDERO | 921 | 8500 | 10.3% | -8.5% |
| RENAULT CLIO | 367 | 3597 | 4.4% | -12.0% |
| DACIA DUSTER | 542 | 2275 | 2.8% | -36.2% |
| RENAULT CAPTUR | 262 | 2005 | 2.4% | -12.0% |
| FORD PUMA | 414 | 1983 | 2.4% | - |
| RENAULT MEGANE | 201 | 1887 | 2.3% | -44.6% |
| SKODA OCTAVIA | 281 | 1806 | 2.2% | -29.2% |
| NISSAN QASHQAI | 213 | 1762 | 2.1% | -50.5% |
| SUZUKI VITARA | 176 | 1747 | 2.1% | -35.0% |
| Rest | 4836 | 42516 | 51.5% | - |
| TOTAL | 9875 | 82530 | 100.0% | -25.5% |

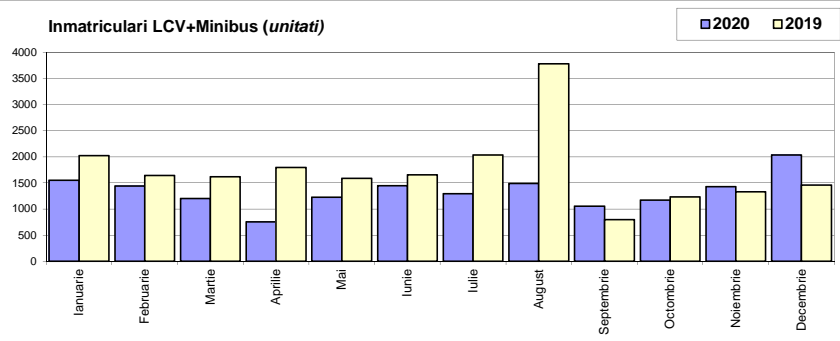
Distributia inmatricularilor dupa tipul de tractiune 4x4 / Registrations breakdown on four wheel drive

| Marca | 2020 | | | 2019 | Var. an anterior |
|---------------|--------------|---------------|-----------------|--------------|------------------|
| | unitati | pondere | | | |
| | | din total 4x4 | din total marca | unitati | % |
| DACIA | 7144 | 29.0% | 17.9% | 8683 | -17.7% |
| BMW | 2315 | 9.4% | 80.9% | 2771 | -16.5% |
| MERCEDES BENZ | 2272 | 9.2% | 76.4% | 2610 | -13.0% |
| SUZUKI | 1955 | 7.9% | 49.4% | 2453 | -20.3% |
| VOLKSWAGEN | 1519 | 6.2% | 16.1% | 2002 | -24.1% |
| SKODA | 1201 | 4.9% | 11.7% | 1662 | -27.7% |
| TOYOTA | 1151 | 4.7% | 18.1% | 898 | 28.2% |
| HYUNDAI | 791 | 3.2% | 11.5% | 1716 | -53.9% |
| AUDI | 736 | 3.0% | 63.8% | 1033 | -28.8% |
| MAZDA | 697 | 2.8% | 32.9% | 1034 | -32.6% |
| LAND ROVER | 597 | 2.4% | 99.8% | 694 | -14.0% |
| VOLVO | 529 | 2.2% | 79.1% | 696 | -24.0% |
| FORD | 468 | 1.9% | 6.8% | 1757 | -73.4% |
| KIA | 439 | 1.8% | 21.4% | 603 | -27.2% |
| MITSUBISHI | 389 | 1.6% | 69.5% | 425 | -8.5% |
| Alte marci | 2392 | 9.7% | 8.5% | 2492 | -4.0% |
| TOTAL | 24595 | 100.0% | 19.7% | 31529 | -22.0% |

Inmatriculari comerciale usoare si minibus / LCV & Minibus registrations

| Luna/An | 2020 | 2019 | Variatie |
|--------------|---------------|---------------|---------------|
| Ianuarie | 1 549 | 2 024 | -23.5% |
| Februarie | 1 442 | 1 641 | -12.1% |
| Martie | 1 199 | 1 615 | -25.8% |
| Aprilie | 756 | 1 794 | -57.9% |
| Mai | 1 227 | 1 590 | -22.8% |
| Iunie | 1 445 | 1 656 | -12.7% |
| Iulie | 1 293 | 2 033 | -36.4% |
| August | 1 490 | 3 780 | -60.6% |
| Septembrie | 1 054 | 796 | 32.4% |
| Octombrie | 1 172 | 1 235 | -5.1% |
| Noiembrie | 1 425 | 1 327 | 7.4% |
| Decembrie | 2 036 | 1 457 | 39.7% |
| Total | 16 088 | 20 948 | -23.2% |

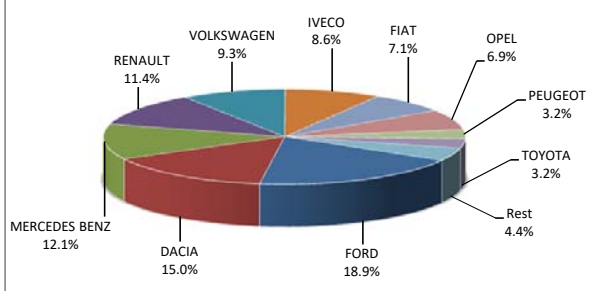
20 948



Inmatriculari comerciale <3.5t si minibus - marci / LCV + minibus registrations by make

| MARCA | Decembrie unitati | Var. luna sim. an anterior | 2020 unitati | Var. an anterior |
|---------------|-------------------|----------------------------|--------------|------------------|
| FORD | 316 | 3.9% | 3036 | -19.4% |
| DACIA | 472 | 112.6% | 2416 | -22.6% |
| MERCEDES BENZ | 196 | -0.5% | 1944 | -35.7% |
| RENAULT | 332 | 137.1% | 1833 | -14.8% |
| VOLKSWAGEN | 136 | 38.8% | 1501 | -20.0% |
| IVECO | 144 | -10.0% | 1385 | -21.4% |
| FIAT | 178 | 334.1% | 1137 | -27.1% |
| OPEL | 96 | 43.3% | 1110 | 0.0% |
| PEUGEOT | 46 | -41.0% | 512 | -35.2% |
| TOYOTA | 46 | -42.5% | 509 | -19.1% |
| Rest | 74 | 5.7% | 705 | - |
| TOTAL | 2036 | 39.7% | 16088 | -23.2% |

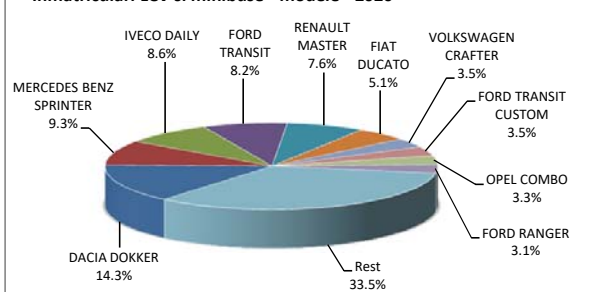
Inmatriculari LCV si minibus - marci - 2020



Inmatriculari comerciale <3.5t si minibus - modele / LCV + minibus registrations by models

| MODEL | Decembrie unitati | Var. luna sim. an anterior | 2020 unitati | Var. an anterior |
|------------------------|-------------------|----------------------------|--------------|------------------|
| DACIA DOKKER | 440 | 115.7% | 2299 | -16.1% |
| MERCEDES BENZ SPRINTER | 157 | 0.6% | 1498 | -37.1% |
| IVECO DAILY | 144 | -10.0% | 1381 | -21.6% |
| FORD TRANSIT | 142 | 39.2% | 1315 | -24.1% |
| RENAULT MASTER | 225 | 139.4% | 1220 | -12.9% |
| FIAT DUCATO | 169 | 412.1% | 818 | -25.2% |
| VOLKSWAGEN CRAFTER | 46 | 64.3% | 565 | -15.4% |
| FORD TRANSIT CUSTOM | 60 | -14.3% | 557 | -29.1% |
| OPEL COMBO | 57 | 137.5% | 537 | 108.1% |
| FORD RANGER | 38 | -35.6% | 504 | -7.7% |
| Rest | 558 | 5.9% | 5394 | - |
| TOTAL | 2036 | 39.7% | 16088 | -23.2% |

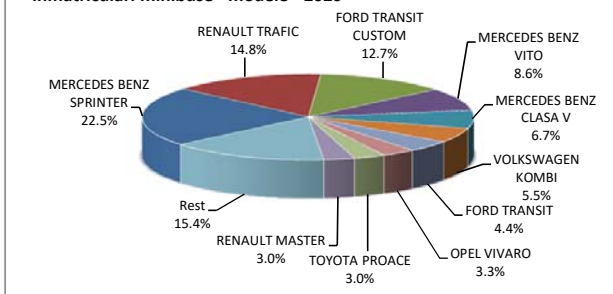
Inmatriculari LCV si minibus - modele - 2020



Inmatriculari minibus - modele / Minibus registrations by models

| MODEL | Decembrie unitati | Var. luna sim. an anterior | 2020 unitati | Var. an anterior |
|------------------------|-------------------|----------------------------|--------------|------------------|
| MERCEDES BENZ SPRINTER | 37 | -39.3% | 438 | -55.3% |
| RENAULT TRAFIC | 46 | 64.3% | 288 | 0.0% |
| FORD TRANSIT CUSTOM | 31 | -27.9% | 248 | -38.3% |
| MERCEDES BENZ VITO | 16 | 0.0% | 168 | -32.5% |
| MERCEDES BENZ CLASA V | 12 | 20.0% | 131 | -21.1% |
| VOLKSWAGEN KOMBI | 8 | -27.3% | 108 | -51.1% |
| FORD TRANSIT | 10 | 11.1% | 85 | 60.4% |
| OPEL VIVARO | 4 | -33.3% | 64 | -59.5% |
| TOYOTA PROACE | 9 | 0.0% | 59 | 55.3% |
| RENAULT MASTER | 6 | -53.8% | 58 | 45.0% |
| Rest | 23 | -28.1% | 299 | - |
| TOTAL | 202 | -15.1% | 1946 | -34.6% |

Inmatriculari minibus - modele - 2020



Inmatriculari pick-up - modele / Pick-up registrations by models

| MODEL | Decembrie unitati | Var. luna sim. an anterior | 2020 unitati | Var. an anterior |
|-----------------------|-------------------|----------------------------|--------------|------------------|
| FORD RANGER | 38 | -35.6% | 504 | -7.7% |
| TOYOTA HILUX | 29 | -54.0% | 359 | -28.1% |
| MITSUBISHI L200 | 14 | -39.1% | 152 | -24.4% |
| NISSAN NAVARA | 4 | -73.3% | 149 | -44.8% |
| ISUZU D-MAX | 5 | -37.5% | 74 | -55.2% |
| VOLKSWAGEN AMAROK | 5 | 400.0% | 71 | -16.5% |
| MERCEDES BENZ CLASA X | 0 | -100.0% | 59 | -46.4% |
| DACIA DUSTER | 0 | - | 4 | - |
| FIAT FULLBACK | 0 | -100.0% | 3 | -90.3% |
| SSANGYONG MUSSO GRAND | 0 | - | 3 | -72.7% |
| Rest | 0 | - | 2 | - |
| TOTAL | 95 | -46.0% | 1380 | -28.2% |

Inmatriculari pick-up - modele - 2020

