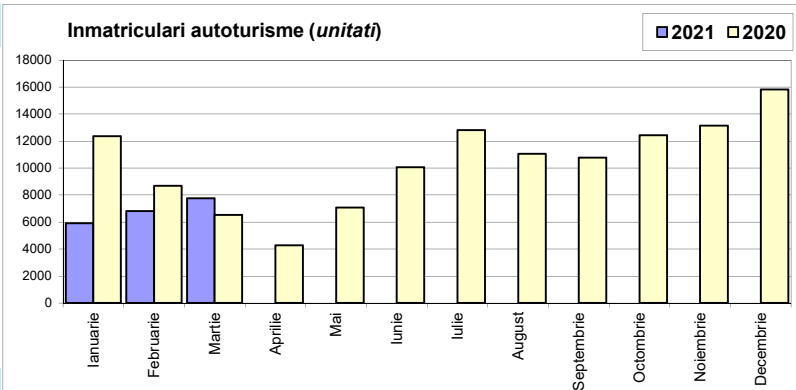


Inmatriculari autoturisme / Passenger car registrations

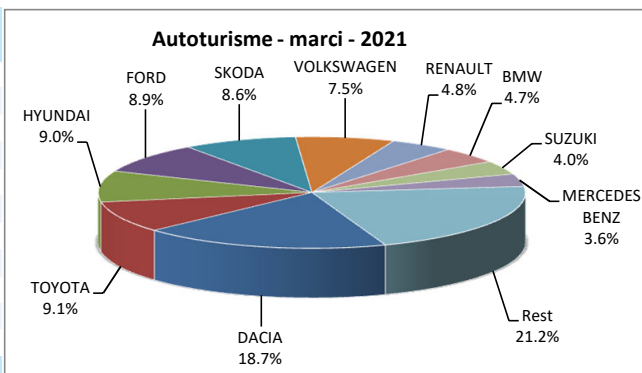
Luna/An	2021	2020	Variatie
Ianuarie	5 913	12 368	-52.2%
Februarie	6 814	8 688	-21.6%
Martie	7 752	6 532	18.7%
Aprilie		4 265	
Mai		7 067	
Iunie		10 060	
Iulie		12 815	
August		11 055	
Septembrie		10 777	
Octombrie		12 420	
Noiembrie		13 143	
Decembrie		15 814	
Total	20 479	27 588	-25.8%

125 004



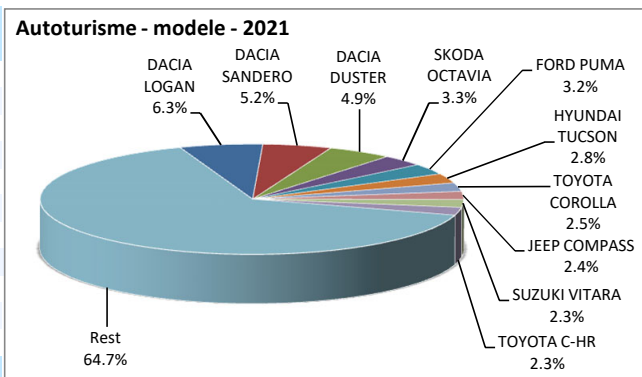
Top inmatriculari autoturisme - marci / Passenger car top - by make

MARCA	Martie unitati	Var. luna sim. an anterior	2021 unitati	Var. an anterior
DACIA	1796	6.1%	3830	-48.5%
TOYOTA	570	79.8%	1861	26.3%
HYUNDAI	546	11.0%	1844	-9.6%
FORD	498	53.2%	1821	34.0%
SKODA	665	5.2%	1767	-28.0%
VOLKSWAGEN	604	14.0%	1533	-39.5%
RENAULT	354	12.0%	978	-53.6%
BMW	327	30.3%	956	14.8%
SUZUKI	257	83.6%	809	0.0%
MERCEDES BENZ	265	9.5%	745	-16.6%
Rest	1870	17.3%	4335	-
TOTAL	7752	18.7%	20479	-25.8%

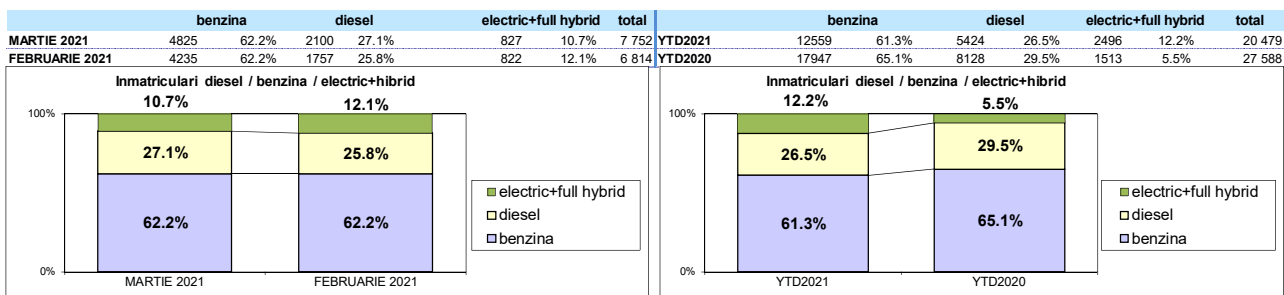


Top inmatriculari autoturisme - modele / Passenger car top - by model

MODEL	Martie unitati	Var. luna sim. an anterior	2021 unitati	Var. an anterior
DACIA LOGAN	518	-23.4%	1294	-58.4%
DACIA SANDERO	543	104.1%	1073	-34.7%
DACIA DUSTER	667	29.0%	1011	-49.2%
SKODA OCTAVIA	286	40.2%	679	-43.5%
FORD PUMA	183	335.7%	648	-
HYUNDAI TUCSON	220	45.7%	576	13.6%
TOYOTA COROLLA	173	143.7%	518	53.3%
JEEP COMPASS	294	-	483	-
SUZUKI VITARA	161	147.7%	472	62.2%
TOYOTA C-HR	132	33.3%	471	23.3%
Rest	4575	3.2%	13254	-
TOTAL	7752	18.7%	20479	-25.8%



Segmentare autoturisme dupa tipul de combustibil / PC segmentation by type of fuel



Categoria Full Hybrid nu include si Mild Hybrid

Inmatriculari autoturisme in functie de tipul de combustibil / Passenger car registrations by fuel type

Luna/An	2021				Pondere				Variatie 21/20			
	Diesel	benzina	EV	HEV	Diesel	benzina	EV	HEV	diesel	benzina	EV	HEV
Ianuarie	1 567	3 499	263	584	26.5%	59.2%	4.4%	9.9%	-52.7%	-58.3%	17.9%	30.1%
Februarie	1 757	4 235	262	560	25.8%	62.2%	3.8%	8.2%	-32.2%	-24.0%	101.5%	42.5%
Martie	2 100	4 825	249	578	27.1%	62.2%	3.2%	7.5%	-5.5%	20.9%	236.5%	136.9%
Aprilie	-	-	-	-	-	-	-	-	-	-	-	-
Mai	-	-	-	-	-	-	-	-	-	-	-	-
Iunie	-	-	-	-	-	-	-	-	-	-	-	-
Iulie	-	-	-	-	-	-	-	-	-	-	-	-
August	-	-	-	-	-	-	-	-	-	-	-	-
Septembrie	-	-	-	-	-	-	-	-	-	-	-	-
Octombrie	-	-	-	-	-	-	-	-	-	-	-	-
Noiembrie	-	-	-	-	-	-	-	-	-	-	-	-
Decembrie	-	-	-	-	-	-	-	-	-	-	-	-
Total	5 424	12 559	774	1 722	26.5%	61.3%	3.8%	8.4%	-33.3%	-30.0%	81.3%	58.6%

Categoria EV cuprinde atat autoturismele electrice 100% si pe cele Plug-in

Categoria HEV cuprinde doar autoturismele Full Hybrid

Top 10 Autoturisme in functie de tipul de alimentare - marci / Top 10 passenger car sales by fuel type and make

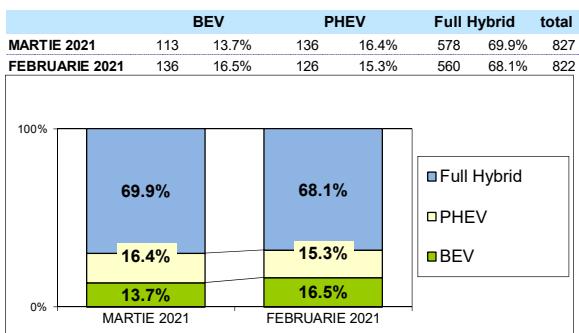
Top 10 diesel - marci

MARCA	Martie 2021	2021	Pondere %	Var. an anterior
DACIA	645	1206	22.2%	-55.5%
SKODA	326	852	15.7%	-6.5%
BMW	231	635	11.7%	30.7%
FORD	127	513	9.5%	-0.8%
VOLKSWAGEN	170	492	9.1%	-61.1%
PEUGEOT	71	355	6.5%	-40.0%
MERCEDES BENZ	121	349	6.4%	-4.1%
RENAULT	52	180	3.3%	23.3%
AUDI	65	153	2.8%	2.0%
CITROEN	56	144	2.7%	-24.2%
Rest	236	545	10.0%	-
TOTAL	2100	5424	100.0%	-33.3%

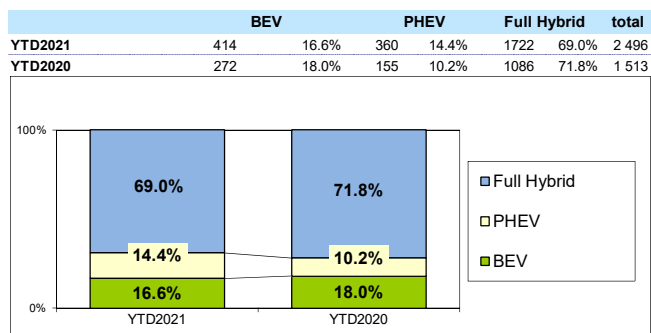
Top 10 benzina - marci

MARCA	Martie 2021	2021	Pondere %	Var. an anterior
DACIA	1151	2624	20.9%	-44.5%
HYUNDAI	455	1583	12.6%	-17.1%
FORD	338	1242	9.9%	52.2%
VOLKSWAGEN	403	911	7.3%	-26.2%
SKODA	336	894	7.1%	-42.0%
SUZUKI	255	807	6.4%	-0.2%
RENAULT	256	703	5.6%	-62.3%
JEEP	300	509	4.1%	-
TOYOTA	95	391	3.1%	-23.3%
MAZDA	133	375	3.0%	-28.7%
Rest	1103	2520	20.1%	-
TOTAL	4825	12559	100%	-30.0%

Segmentare autoturisme electrificate / Electrified PC segmentation



Categoria Full Hybrid nu include si Mild Hybrid



Inmatriculari autoturisme electrificate pe marca / Electrified Passenger car registrations by make

Top Marci - Electrice

MARCA	2021	2020	Var. %
VOLKSWAGEN	123	32	284.4%
PEUGEOT	47	0	-
BMW	40	54	-25.9%
RENAULT	34	97	-64.9%
HYUNDAI	27	12	125.0%
MINI	24	1	-
NISSAN	20	31	-35.5%
MAZDA	18	0	-
OPEL	14	0	-
SKODA	13	0	-
Altele	54	45	-
TOTAL	414	272	52.2%

Top Marci - Plug-in hybrid

MARCA	2021	2020	Var. %
VOLVO	73	28	160.7%
MERCEDES BENZ	70	5	-
BMW	59	38	55.3%
RENAULT	47	0	-
MITSUBISHI	23	19	21.1%
FORD	22	0	-
PORSCHE	13	22	-40.9%
SKODA	8	1	700.0%
MINI	7	12	-41.7%
VOLKSWAGEN	7	4	75.0%
Altele	31	26	-
TOTAL	360	155	132.3%

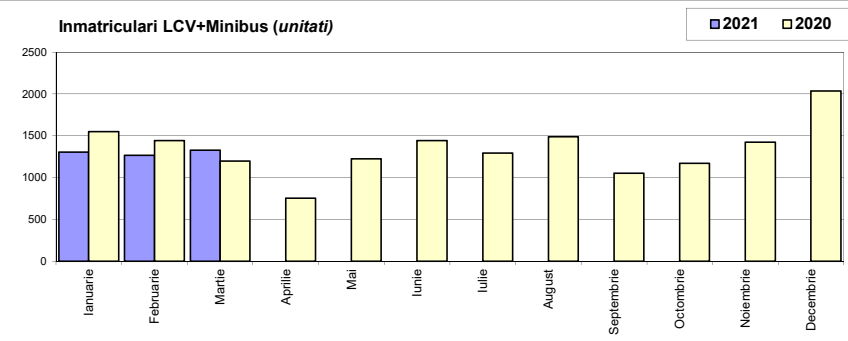
Top Marci - Full Hybrid

MARCA	2021	2020	Var. %
TOYOTA	1422	931	52.7%
HYUNDAI	178	18	888.9%
FORD	44	26	69.2%
LEXUS	36	54	-33.3%
HONDA	15	48	-68.8%
RENAULT	14	0	-
SUBARU	9	2	350.0%
KIA	2	7	-71.4%
SUZUKI	2	0	-
TOTAL	1722	1086	58.6%

Inmatriculari comerciale usoare si minibus / LCV & Minibus registrations

Luna/An	2021	2020	Variatie
Ianuarie	1 305	1 549	-15.8%
Februarie	1 266	1 442	-12.2%
Martie	1 327	1 199	10.7%
Aprilie		756	-
Mai		1 227	-
Iunie		1 445	-
Iulie		1 293	-
August		1 490	-
Septembrie		1 054	-
Octombrie		1 172	-
Noiembrie		1 425	-
Decembrie		2 036	-
Total	3 898	4 190	-7.0%

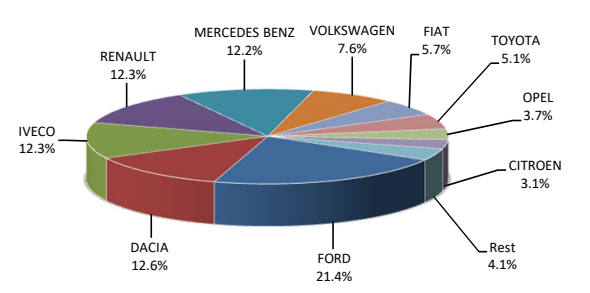
16 088



Inmatriculari comerciale <3.5t si minibus - marci / LCV + minibus registrations by make

MARCA	Martie unitati	Var. luna sim. an anterior	2021 unitati	Var. an anterior
FORD	326	18.1%	835	1.2%
DACIA	83	-25.9%	492	-15.5%
IVECO	151	46.6%	478	48.9%
RENAULT	181	40.3%	478	-0.6%
MERCEDES BENZ	183	-5.2%	474	-20.5%
VOLKSWAGEN	118	-14.5%	296	-40.1%
FIAT	57	54.1%	222	80.5%
TOYOTA	73	180.8%	200	75.4%
OPEL	52	-28.8%	143	-47.2%
CITROEN	50	28.2%	122	84.8%
Rest	53	-27.4%	158	-
TOTAL	1327	10.7%	3898	-7.0%

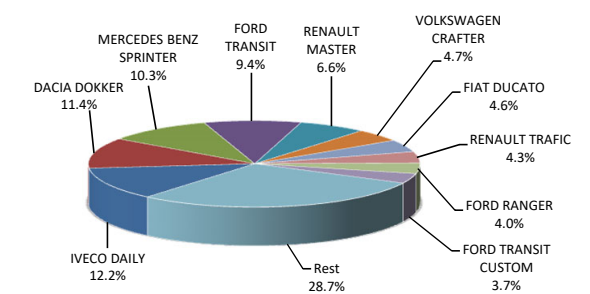
Inmatriculari LCV si minibus - marci - 2021



Inmatriculari comerciale <3.5t si minibus - modele / LCV + minibus registrations by models

MODEL	Martie unitati	Var. luna sim. an anterior	2021 unitati	Var. an anterior
IVECO DAILY	151	46.6%	477	48.6%
DACIA DOKKER	72	-31.4%	445	-17.0%
MERCEDES BENZ SPRINTER	159	6.0%	402	-13.4%
FORD TRANSIT	154	28.3%	368	-0.3%
RENAULT MASTER	118	45.7%	258	-19.4%
VOLKSWAGEN CRAFTER	76	58.3%	185	4.5%
FIAT DUCATO	49	69.0%	179	79.0%
RENAULT TRAFIC	41	46.4%	166	59.6%
FORD RANGER	60	39.5%	154	21.3%
FORD TRANSIT CUSTOM	57	23.9%	144	-4.0%
Rest	390	-12.6%	1120	-
TOTAL	1327	10.7%	3898	-7.0%

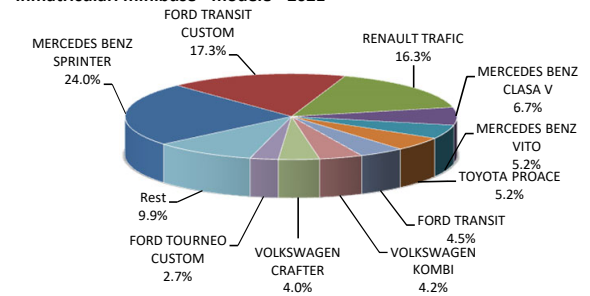
Inmatriculari LCV si minibus - modele - 2021



Inmatriculari minibus - modele / Minibus registrations by models

MODEL	Martie unitati	Var. luna sim. an anterior	2021 unitati	Var. an anterior
MERCEDES BENZ SPRINTER	40	-34.4%	97	-33.1%
FORD TRANSIT CUSTOM	26	8.3%	70	-7.9%
RENAULT TRAFIC	27	35.0%	66	-15.4%
MERCEDES BENZ CLASA V	10	11.1%	27	-27.0%
MERCEDES BENZ VITO	7	-65.0%	21	-58.8%
TOYOTA PROACE	8	60.0%	21	61.5%
FORD TRANSIT	3	0.0%	18	28.6%
VOLKSWAGEN KOMBI	6	-57.1%	17	-69.1%
VOLKSWAGEN CRAFTER	7	133.3%	16	45.5%
FORD TOURNEO CUSTOM	5	150.0%	11	0.0%
Rest	9	-57.1%	40	-
TOTAL	148	-18.7%	404	-29.7%

Inmatriculari minibus - modele - 2021



Inmatriculari pick-up - modele / Pick-up registrations by models

MODEL	Martie unitati	Var. luna sim. an anterior	2021 unitati	Var. an anterior
FORD RANGER	60	39.5%	154	21.3%
TOYOTA HILUX	56	229.4%	142	69.0%
NISSAN NAVARA	25	400.0%	32	-59.5%
DACIA DUSTER	7	-	30	-
ISUZU D-MAX	4	-42.9%	25	-3.8%
MITSUBISHI L200	2	-84.6%	12	-68.4%
SSANGYONG MUSSO GRAND	0	-100.0%	10	233.3%
VOLKSWAGEN AMAROK	1	-75.0%	6	-72.7%
DODGE RAM	0	-	1	0.0%
FORD F150	1	-	1	-
Rest	0	-100.0%	0	-
TOTAL	156	62.5%	413	2.7%

Inmatriculari pick-up - modele - 2021

