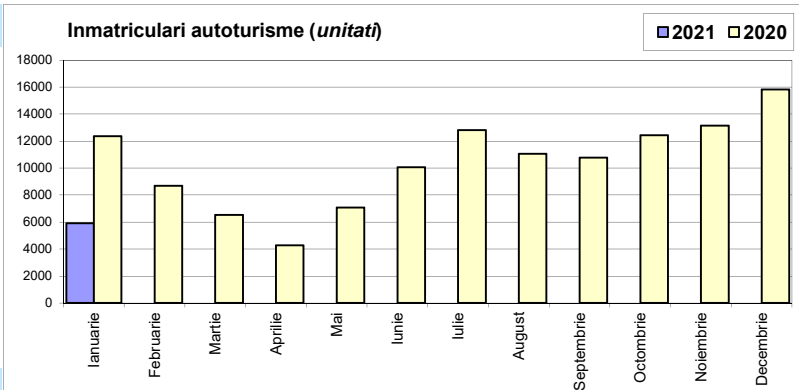


Inmatriculari autoturisme / Passenger car registrations

Luna/An	2021	2020	Variatie
Ianuarie	5 913	12 368	-52.2%
Februarie		8 688	
Martie		6 532	
Aprilie		4 265	
Mai		7 067	
Iunie		10 060	
Iulie		12 815	
August		11 055	
Septembrie		10 777	
Octombrie		12 420	
Noiembrie		13 143	
Decembrie		15 814	
Total	5 913	12 368	-52.2%

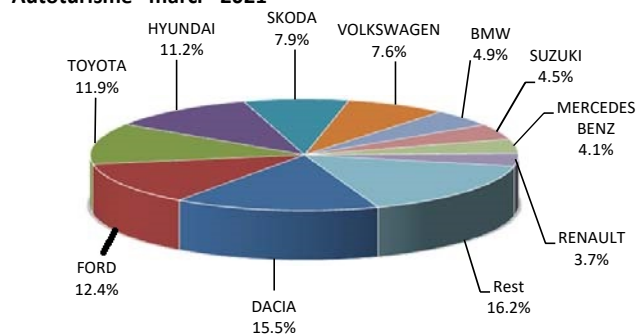
125 004



Top inmatriculari autoturisme - marci / Passenger car top - by make

MARCA	Ianuarie unitati	Var. luna sim. an anterior	2021 unitati	Var. an anterior
DACIA	914	-74.4%	914	-74.4%
FORD	734	31.3%	734	31.3%
TOYOTA	705	8.1%	705	8.1%
HYUNDAI	661	-25.2%	661	-25.2%
SKODA	468	-54.5%	468	-54.5%
VOLKSWAGEN	452	-65.8%	452	-65.8%
BMW	292	2.1%	292	2.1%
SUZUKI	267	-17.3%	267	-17.3%
MERCEDES BENZ	244	-35.8%	244	-35.8%
RENAULT	219	-80.8%	219	-80.8%
Rest	957	-	957	-
TOTAL	5913	-52.2%	5913	-52.2%

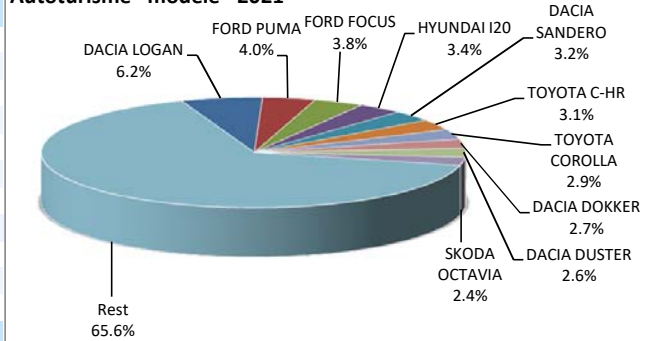
Autoturisme - marci - 2021



Top inmatriculari autoturisme - modele / Passenger car top - by model

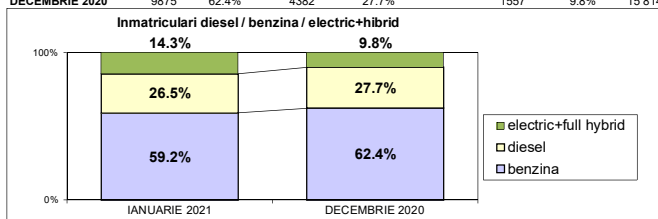
MODEL	Ianuarie unitati	Var. luna sim. an anterior	2021 unitati	Var. an anterior
DACIA LOGAN	365	-75.8%	365	-75.8%
FORD PUMA	237	-	237	-
FORD FOCUS	225	-16.0%	225	-16.0%
HYUNDAI I20	202	-28.4%	202	-28.4%
DACIA SANDERO	189	-79.7%	189	-79.7%
TOYOTA C-HR	186	24.8%	186	24.8%
TOYOTA COROLLA	173	54.5%	173	54.5%
DACIA DOKKER	160	-2.4%	160	-2.4%
DACIA DUSTER	153	-83.0%	153	-83.0%
SKODA OCTAVIA	143	-76.6%	143	-76.6%
Rest	3880	-	3880	-
TOTAL	5913	-52.2%	5913	-52.2%

Autoturisme - modele - 2021

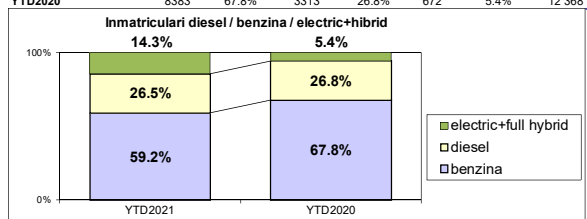


Segmentare autoturisme dupa tipul de combustibil / PC segmentation by type of fuel

	benzina		diesel		electric+full hybrid		total
IANUARIE 2021	3499	59.2%	1567	26.5%	847	14.3%	5 913
DECEMBRIE 2020	9875	62.4%	4382	27.7%	1557	9.8%	15 814



	benzina		diesel		electric+full hybrid		total
YTD2021	3499	59.2%	1567	26.5%	847	14.3%	5 913
YTD2020	8383	67.8%	3313	26.8%	672	5.4%	12 368



Categoria Full Hybrid nu include si Mild Hybrid

Inmatriculari autoturisme in functie de tipul de combustibil / Passenger car registrations by fuel type

Luna/An	2021		Pondere		Variatie 21/20		Top Marci - Electrice			Top Marci - Plug-in hybrid			Top Marci - Full Hybrid					
	diesel	benzina	diesel	benzina	diesel	benzina	MARCA	2021	2020	Var. %	MARCA	2021	2020	Var. %	MARCA	2021	2020	Var. %
Ianuarie	1 567	3 499	26.5%	59.2%	-52.7%	-58.3%	VOLKSWAGEN	58	25	132.0%	BMW	21	15	40.0%	TOYOTA	501	384	30.5%
Februarie	-	-	-	-	-	-	BMW	17	19	-10.5%	MERCEDES BENZ	18	2	-	HYUNDAI	49	3	-
Martie	-	-	-	-	-	-	PEUGEOT	15	0	-	VOLVO	18	7	157.1%	FORD	11	5	120.0%
Aprilie	-	-	-	-	-	-	HYUNDAI	13	1	-	RENAULT	9	0	-	LEXUS	9	33	-72.7%
Mai	-	-	-	-	-	-	MINI	10	0	-	MITSUBISHI	6	13	-53.8%	HONDA	5	20	-75.0%
Iunie	-	-	-	-	-	-	NISSAN	9	18	-50.0%	PORSCHE	6	8	-25.0%	RENAULT	4	0	-
Iulie	-	-	-	-	-	-	RENAULT	8	79	-89.9%	SKODA	4	0	-	SUBARU	4	0	-
August	-	-	-	-	-	-	SKODA	7	0	-	DS	3	0	-	KIA	1	4	-75.0%
Septembrie	-	-	-	-	-	-	SMART	7	11	-36.4%	MINI	3	4	-25.0%	-	-	-	-
Octombrie	-	-	-	-	-	-	KIA	6	0	-	HYUNDAI	2	0	-	-	-	-	-
Noiembrie	-	-	-	-	-	-	Altele	15	11	-	Altele	8	10	-	-	-	-	-
Decembrie	-	-	-	-	-	-	TOTAL	165	164	0.6%	TOTAL	98	59	66.1%	TOTAL	584	449	30.1%

TOP 10 FULL HYBRID nu include autoturisme Mild Hybrid

Top 10 Autoturisme in functie de tipul de alimentare - marci / Top 10 passenger car sales by fuel type and make

Top 10 diesel - marci

MARCA	Ianuarie 2021	2021	Pondere %	Var. an anterior
DACIA	293	293	18.7%	-72.3%
FORD	225	225	14.4%	16.6%
SKODA	221	221	14.1%	-43.0%
BMW	179	179	11.4%	9.8%
VOLKSWAGEN	164	164	10.5%	-76.9%
PEUGEOT	142	142	9.1%	-24.1%
MERCEDES BENZ	107	107	6.8%	-29.1%
RENAULT	50	50	3.2%	-13.8%
AUDI	41	41	2.6%	-31.7%
VOLVO	29	29	1.9%	-21.6%
Rest	116	116	7.4%	-
TOTAL	1567	1567	100.0%	-52.7%

Top 10 benzina - marci

MARCA	Ianuarie 2021	2021	Pondere %	Var. an anterior
DACIA	621	621	17.7%	-75.3%
HYUNDAI	579	579	16.5%	-31.7%
FORD	498	498	14.2%	38.0%
SUZUKI	267	267	7.6%	-17.3%
SKODA	236	236	6.7%	-63.1%
VOLKSWAGEN	229	229	6.5%	-60.5%
TOYOTA	198	198	5.7%	-22.4%
RENAULT	148	148	4.2%	-85.3%
MERCEDES BENZ	118	118	3.4%	-47.6%
MAZDA	116	116	3.3%	-49.3%
Rest	489	489	14.0%	-
TOTAL	3499	3499	100%	-58.3%

Top 10 Autoturisme in functie de tipul de alimentare - modele / Top 10 passenger car sales by fuel type and model

Top 10 diesel - model

MODEL	Ianuarie 2021	2021	Pondere %	Var. an anterior
FORD FOCUS	133	133	8.5%	2.3%
DACIA DUSTER	115	115	7.3%	-82.8%
DACIA DOKKER	104	104	6.6%	141.9%
SKODA OCTAVIA	84	84	5.4%	-63.0%
SKODA KODIAQ	80	80	5.1%	9.6%
PEUGEOT 301	68	68	4.3%	-
VOLKSWAGEN PASSAT	56	56	3.6%	-46.2%
PEUGEOT 3008	51	51	3.3%	-58.9%
FORD MONDEO	49	49	3.1%	113.0%
VOLKSWAGEN TIGUAN	48	48	3.1%	-42.2%
Rest	779	779	49.7%	-
TOTAL	1567	1567	100.0%	-52.7%

Top 10 benzina - model

MODEL	Ianuarie 2021	2021	Pondere %	Var. an anterior
DACIA LOGAN	339	339	9.7%	-73.3%
FORD PUMA	233	233	6.7%	-
HYUNDAI I20	202	202	5.8%	-28.4%
DACIA SANDERO	186	186	5.3%	-78.9%
HYUNDAI I30	137	137	3.9%	2.2%
TOYOTA AYG0	126	126	3.6%	21.2%
SUZUKI VITARA	118	118	3.4%	-8.5%
VOLKSWAGEN GOLF	106	106	3.0%	1.0%
HYUNDAI TUCSON	98	98	2.8%	-51.0%
FORD FIESTA	96	96	2.7%	200.0%
Rest	1858	1858	53.1%	-
TOTAL	3499	3499	100.0%	-58.3%

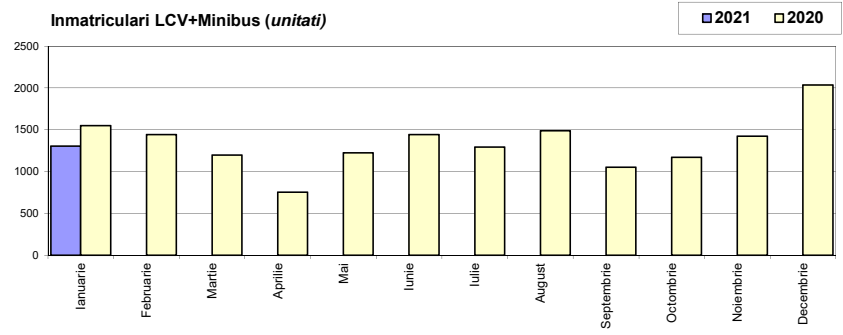
Distributia inmatricularilor dupa tipul de tractiune 4x4 / Registrations breakdown on four wheel drive

Marca	2021		2020	Var. an anterior
	unitati	pondere din total 4x4		
BMW	227	16.9%	217	4.6%
MERCEDES BENZ	181	13.4%	249	-27.3%
DACIA	142	10.5%	708	-79.9%
TOYOTA	115	8.5%	97	18.6%
HYUNDAI	108	8.0%	114	-5.3%
SKODA	97	7.2%	100	-3.0%
VOLKSWAGEN	82	6.1%	374	-78.1%
SUZUKI	72	5.3%	222	-67.6%
AUDI	51	3.8%	69	-26.1%
VOLVO	42	3.1%	47	-10.6%
MAZDA	32	2.4%	85	-62.4%
FORD	31	2.3%	19	63.2%
LAND ROVER	28	2.1%	65	-56.9%
KIA	20	1.5%	60	-66.7%
PORSCHE	19	1.4%	30	-36.7%
Alte marci	100	7.4%	172	-41.9%
TOTAL	1347	100.0%	2628	-48.7%

Inmatriculari comerciale usoare si minibus / LCV & Minibus registrations

Luna/An	2021	2020	Variatie
Ianuarie	1 305	1 549	-15.8%
Februarie		1 442	
Martie		1 199	
Aprilie		756	
Mai		1 227	
Iunie		1 445	
Iulie		1 293	
August		1 490	
Septembrie		1 054	
Octombrie		1 172	
Noiembrie		1 425	
Decembrie		2 036	
Total	1 305	1 549	-15.8%

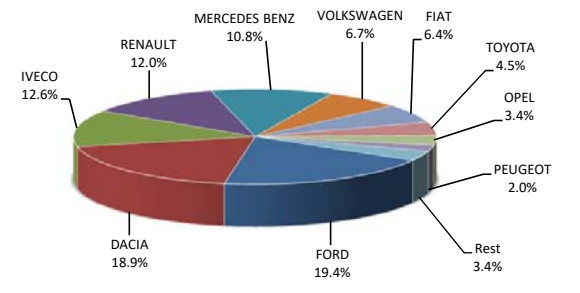
16 088



Inmatriculari comerciale <3.5t si minibus - marci / LCV + minibus registrations by make

MARCA	Ianuarie unitati	Var. luna sim. an anterior	2021 unitati	Var. an anterior
FORD	253	14.5%	253	14.5%
DACIA	246	-26.6%	246	-26.6%
IVECO	164	82.2%	164	82.2%
RENAULT	156	-22.8%	156	-22.8%
MERCEDES BENZ	141	-23.0%	141	-23.0%
VOLKSWAGEN	88	-55.6%	88	-55.6%
FIAT	83	102.4%	83	102.4%
TOYOTA	59	13.5%	59	13.5%
OPEL	44	-41.3%	44	-41.3%
PEUGEOT	26	-67.9%	26	-67.9%
Rest	45	-	45	-
TOTAL	1305	-15.8%	1305	-15.8%

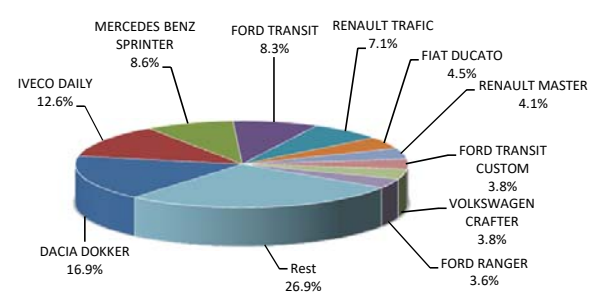
Inmatriculari LCV si minibus - marci - 2021



Inmatriculari comerciale <3.5t si minibus - modele / LCV + minibus registrations by models

MODEL	Ianuarie unitati	Var. luna sim. an anterior	2021 unitati	Var. an anterior
DACIA DOKKER	220	-27.2%	220	-27.2%
IVECO DAILY	164	82.2%	164	82.2%
MERCEDES BENZ SPRINTER	112	-20.6%	112	-20.6%
FORD TRANSIT	108	9.1%	108	9.1%
RENAULT TRAFIC	93	210.0%	93	210.0%
FIAT DUCATO	59	84.4%	59	84.4%
RENAULT MASTER	53	-66.7%	53	-66.7%
FORD TRANSIT CUSTOM	49	14.0%	49	14.0%
VOLKSWAGEN CRAFTER	49	-38.0%	49	-38.0%
FORD RANGER	47	14.6%	47	14.6%
Rest	351	-	351	-
TOTAL	1305	-15.8%	1305	-15.8%

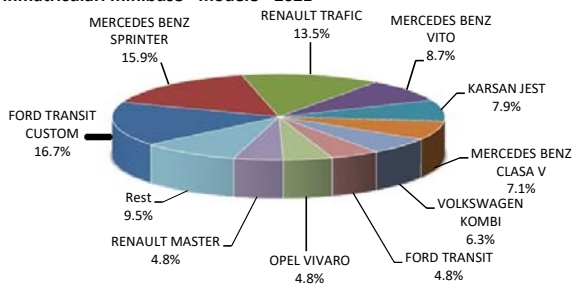
Inmatriculari LCV si minibus - modele - 2021



Inmatriculari minibus - modele / Minibus registrations by models

MODEL	Ianuarie unitati	Var. luna sim. an anterior	2021 unitati	Var. an anterior
FORD TRANSIT CUSTOM	21	-19.2%	21	-19.2%
MERCEDES BENZ SPRINTER	20	-56.5%	20	-56.5%
RENAULT TRAFIC	17	-22.7%	17	-22.7%
MERCEDES BENZ VITO	11	-15.4%	11	-15.4%
KARSAN JEST	10	233.3%	10	233.3%
MERCEDES BENZ CLASA V	9	-30.8%	9	-30.8%
VOLKSWAGEN KOMBI	8	-55.6%	8	-55.6%
FORD TRANSIT	6	500.0%	6	500.0%
OPEL VIVARO	6	500.0%	6	500.0%
RENAULT MASTER	6	200.0%	6	200.0%
Rest	12	-50.0%	12	-
TOTAL	126	-25.4%	126	-25.4%

Inmatriculari minibus - modele - 2021



Inmatriculari pick-up - modele / Pick-up registrations by models

MODEL	Ianuarie unitati	Var. luna sim. an anterior	2021 unitati	Var. an anterior
FORD RANGER	47	14.6%	47	14.6%
TOYOTA HILUX	41	7.9%	41	7.9%
DACIA DUSTER	17	-	17	-
ISUZU D-MAX	10	0.0%	10	0.0%
MITSUBISHI L200	5	-58.3%	5	-58.3%
VOLKSWAGEN AMAROK	3	-62.5%	3	-62.5%
NISSAN NAVARA	2	-93.1%	2	-93.1%
DODGE RAM	1	-	1	-
MERCEDES BENZ CLASA X	0	-100.0%	0	-100.0%
SSANGYONG MUSSO GRAND	0	-100.0%	0	-100.0%
TOTAL	126	-13.7%	126	-13.7%

Inmatriculari pick-up - modele - 2021

