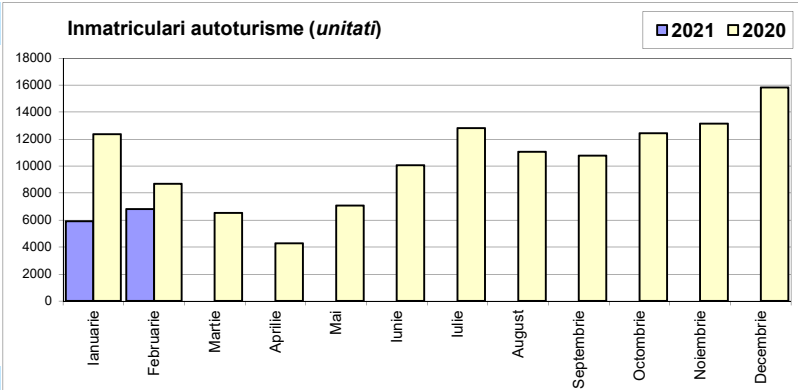


Inmatriculari autoturisme / Passenger car registrations

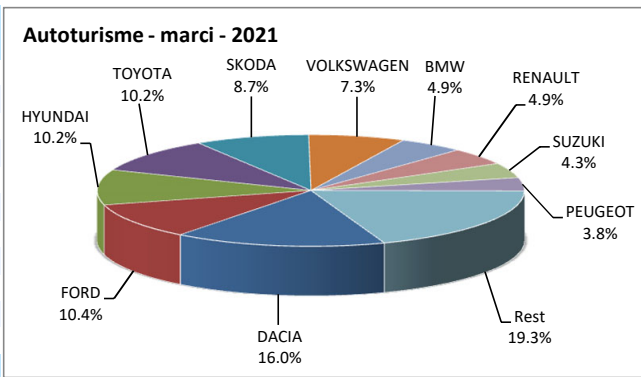
Luna/An	2021	2020	Variatie
Ianuarie	5 913	12 368	-52.2%
Februarie	6 815	8 688	-21.6%
Martie		6 532	-
Aprilie		4 265	-
Mai		7 067	-
Iunie		10 060	-
Iulie		12 815	-
August		11 055	-
Septembrie		10 777	-
Octombrie		12 420	-
Noiembrie		13 143	-
Decembrie		15 814	-
Total	12 728	21 056	-39.6%

125 004



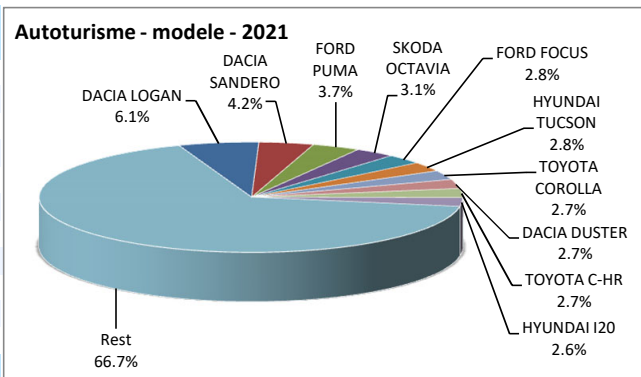
Top inmatriculari autoturisme - marci / Passenger car top - by make

MARCA	Februarie unitati	Var. luna sim. an anterior	2021 unitati	Var. an anterior
DACIA	1120	-48.5%	2034	-64.6%
FORD	589	24.0%	1323	27.9%
HYUNDAI	637	-4.1%	1298	-16.1%
TOYOTA	587	16.5%	1292	11.8%
SKODA	634	-20.2%	1102	-39.5%
VOLKSWAGEN	477	-30.4%	929	-53.7%
BMW	337	13.9%	629	8.1%
RENAULT	405	-37.6%	624	-65.1%
SUZUKI	285	-17.6%	552	-17.5%
PEUGEOT	300	-9.4%	488	-15.6%
Rest	1444	-18.4%	2457	-
TOTAL	6815	-21.6%	12728	-39.6%

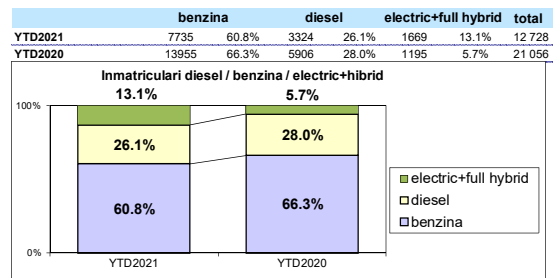
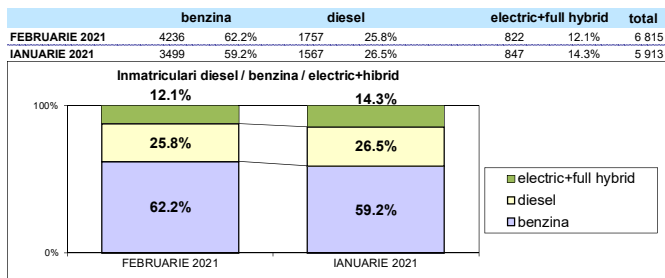


Top inmatriculari autoturisme - modele / Passenger car top - by model

MODEL	Februarie unitati	Var. luna sim. an anterior	2021 unitati	Var. an anterior
DACIA LOGAN	411	-55.8%	776	-68.1%
DACIA SANDERO	341	-23.5%	530	-61.5%
FORD PUMA	228	570.6%	465	794.2%
SKODA OCTAVIA	250	-35.6%	393	-60.6%
FORD FOCUS	136	-0.7%	361	-10.9%
HYUNDAI TUCSON	239	64.8%	356	0.0%
TOYOTA COROLLA	172	11.0%	345	29.2%
DACIA DUSTER	191	-66.7%	344	-76.6%
TOYOTA C-HR	153	14.2%	339	19.8%
HYUNDAI I20	124	-9.5%	326	-22.2%
Rest	4570	-18.5%	8493	-
TOTAL	6815	-21.6%	12728	-39.6%



Segmentare autoturisme dupa tipul de combustibil / PC segmentation by type of fuel



Categoria Full Hybrid nu include si Mild Hybrid

Inmatriculări autoturisme in functie de tipul de combustibil / Passenger car registrations by fuel type

Luna/An	2021		Pondere		Variatie 21/20		Top Marci - Electrice				Top Marci - Plug-in hybrid				Top Marci - Full Hybrid			
	diesel	benzina	diesel	benzina	diesel	benzina	MARCA	2021	2020	Var. %	MARCA	2021	2020	Var. %	MARCA	2021	2020	Var. %
Ianuarie	1 567	3 499	26.5%	59.2%	-52.7%	-58.3%	VOLKSWAGEN	96	30	220.0%	VOLVO	49	13	276.9%	TOYOTA	969	720	34.6%
Februarie	1 757	4 236	25.8%	62.2%	-32.2%	-24.0%	PEUGEOT	34	0	-	BMW	40	33	21.2%	HYUNDAI	110	15	633.3%
Martie	-	-	-	-	-	-	BMW	27	31	-12.9%	MERCEDES BENZ	39	3	-	FORD	24	17	41.2%
Aprilie	-	-	-	-	-	-	HYUNDAI	21	11	90.9%	RENAULT	24	0	-	LEXUS	18	47	-61.7%
Mai	-	-	-	-	-	-	RENAULT	20	96	-79.2%	MINI	18	0	-	HONDA	11	36	-69.4%
Iunie	-	-	-	-	-	-	MINI	18	0	-	FORD	9	0	-	SUBARU	6	1	500.0%
Iulie	-	-	-	-	-	-	NISSAN	12	30	-60.0%	NISSAN	12	0	-	RENAULT	5	0	-
August	-	-	-	-	-	-	OPEL	12	0	-	MINI	7	12	-41.7%	KIA	1	6	-83.3%
Septembrie	-	-	-	-	-	-	SKODA	12	0	-	SKODA	6	1	500.0%	-	-	-	-
Octombrie	-	-	-	-	-	-	SMART	11	19	-42.1%	HYUNDAI	4	12	-66.7%	-	-	-	-
Noiembrie	-	-	-	-	-	-	Altele	38	14	-	Altele	22	16	-	-	-	-	-
Decembrie	-	-	-	-	-	-	TOTAL	301	231	30.3%	TOTAL	224	122	83.6%	TOTAL	1144	842	35.9%
Total	3 324	7 735	26.1%	60.8%	-43.7%	-44.6%												

TOP 10 FULL HYBRID nu include autoturisme Mild Hybrid

Top 10 Autoturisme in functie de tipul de alimentare - marci / Top 10 passenger car sales by fuel type and make

Top 10 diesel - marci

MARCA	Februarie 2021	2021	Pondere %	Var. an anterior
DACIA	268	561	16.9%	-71.3%
SKODA	305	526	15.8%	-22.4%
BMW	225	404	12.2%	20.6%
FORD	161	386	11.6%	-2.0%
VOLKSWAGEN	158	322	9.7%	-67.9%
PEUGEOT	142	284	8.5%	-25.3%
MERCEDES BENZ	121	228	6.9%	-12.3%
RENAULT	78	128	3.9%	7.6%
AUDI	47	88	2.6%	-18.5%
CITROEN	68	88	2.6%	-17.8%
Rest	184	309	9.3%	-
TOTAL	1757	3324	100.0%	-43.7%

Top 10 benzina - marci

MARCA	Februarie 2021	2021	Pondere %	Var. an anterior
DACIA	852	1473	19.0%	-61.2%
HYUNDAI	549	1128	14.6%	-22.0%
FORD	406	904	11.7%	45.1%
SKODA	322	558	7.2%	-51.2%
SUZUKI	285	552	7.1%	-17.5%
VOLKSWAGEN	279	508	6.8%	-47.5%
RENAULT	299	447	5.8%	-71.6%
TOYOTA	99	297	3.8%	-27.9%
MAZDA	126	242	3.1%	-38.3%
MERCEDES BENZ	94	212	2.7%	-44.9%
Rest	925	1414	18.3%	-
TOTAL	4236	7735	100.0%	-44.6%

Top 10 Autoturisme in functie de tipul de alimentare - modele / Top 10 passenger car sales by fuel type and model

Top 10 diesel - model

MODEL	Februarie 2021	2021	Pondere %	Var. an anterior
DACIA DUSTER	144	259	7.8%	-77.3%
SKODA OCTAVIA	164	248	7.5%	-35.1%
FORD FOCUS	69	202	6.1%	10.4%
DACIA DOKKER	61	165	5.0%	96.4%
SKODA KODIAQ	68	148	4.5%	6.5%
PEUGEOT 3008	48	99	3.0%	-45.0%
VOLKSWAGEN PASSAT	43	99	3.0%	-45.9%
BMW SERIA 3	64	97	2.9%	177.1%
FORD KUGA	55	90	2.7%	718.2%
VOLKSWAGEN TIGUAN	36	84	2.5%	-45.1%
Rest	1005	1833	55.1%	-
TOTAL	1757	3324	100.0%	-43.7%

Top 10 benzina - model

MODEL	Februarie 2021	2021	Pondere %	Var. an anterior
DACIA LOGAN	382	721	9.3%	-63.1%
DACIA SANDERO	336	522	6.7%	-57.8%
FORD PUMA	225	458	5.9%	780.8%
HYUNDAI I20	124	326	4.2%	-22.2%
SUZUKI VITARA	193	311	4.0%	37.6%
HYUNDAI TUCSON	195	293	3.8%	-11.5%
HYUNDAI I30	79	216	2.8%	14.9%
VOLKSWAGEN GOLF	88	194	2.5%	8.4%
JEEP COMPASS	184	184	2.4%	-
RENAULT CLIO	153	181	2.3%	-76.0%
Rest	2277	4329	56.0%	-
TOTAL	4236	7735	100.0%	-44.6%

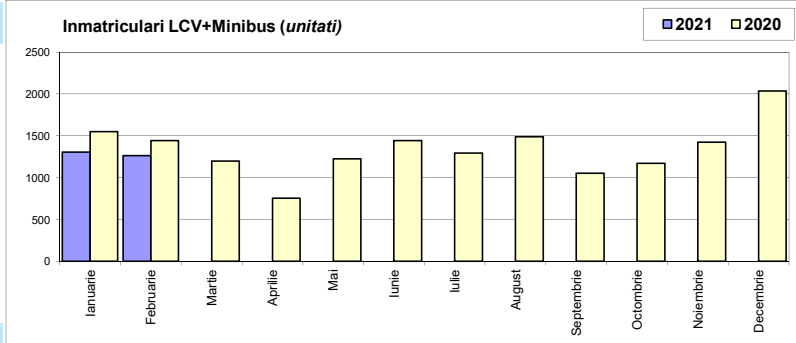
Distributia inmatricularilor dupa tipul de tractiune 4x4 / Registrations breakdown on four wheel drive

Marca	2021			2020	Var. an anterior
	unitati	din total 4x4	din total marca		
BMW	519	17.3%	82.5%	443	17.2%
MERCEDES BENZ	394	13.1%	82.1%	436	-9.6%
HYUNDAI	312	10.4%	24.0%	246	26.8%
DACIA	264	8.8%	13.0%	1191	-77.8%
TOYOTA	234	7.8%	18.1%	206	13.6%
SKODA	200	6.7%	18.1%	213	-6.1%
VOLKSWAGEN	162	5.4%	17.4%	528	-69.3%
SUZUKI	144	4.8%	26.1%	457	-68.5%
VOLVO	135	4.5%	79.9%	93	45.2%
AUDI	101	3.4%	64.7%	127	-20.5%
FORD	86	2.9%	6.5%	34	152.9%
MAZDA	82	2.7%	32.5%	153	-46.4%
LAND ROVER	78	2.6%	100.0%	134	-41.8%
KIA	46	1.5%	24.0%	114	-59.6%
PORSCHE	46	1.5%	97.9%	62	-25.8%
Alte marci	204	6.8%	9.3%	364	-44.0%
TOTAL	3007	100.0%	23.6%	4801	-37.4%

Inmatriculari comerciale usoare si minibus / LCV & Minibus registrations

Luna/An	2021	2020	Variatie
Ianuarie	1 305	1 549	-15.8%
Februarie	1 265	1 442	-12.3%
Martie		1 199	-
Aprilie		756	-
Mai		1 227	-
Iunie		1 445	-
Iulie		1 293	-
August		1 490	-
Septembrie		1 054	-
Octombrie		1 172	-
Noiembrie		1 425	-
Decembrie		2 036	-
Total	2 570	2 991	-14.1%

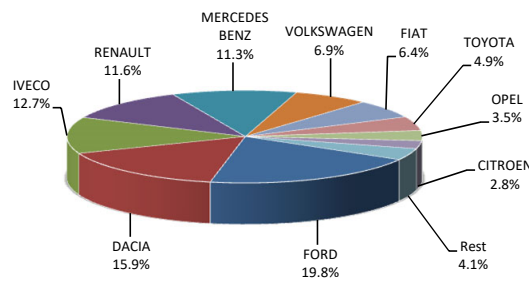
16 088



Inmatriculari comerciale <3.5t si minibus - marci / LCV + minibus registrations by make

MARCA	Februarie unitati	Var. luna sim. an anterior	2021 unitati	Var. an anterior
FORD	256	-22.0%	509	-7.3%
DACIA	163	20.7%	409	-13.0%
IVECO	163	27.3%	327	50.0%
RENAULT	141	-6.0%	297	-15.6%
MERCEDES BENZ	150	-31.8%	291	-27.8%
VOLKSWAGEN	90	-43.0%	178	-50.0%
FIAT	82	82.2%	165	91.9%
TOYOTA	67	86.1%	126	43.2%
OPEL	47	-61.8%	91	-54.0%
CITROEN	58	286.7%	72	166.7%
Rest	48	-53.8%	105	-
TOTAL	1265	-12.3%	2570	-14.1%

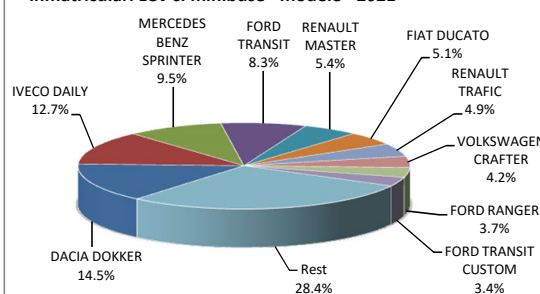
Inmatriculari LCV si minibus - marci - 2021



Inmatriculari comerciale <3.5t si minibus - modele / LCV + minibus registrations by models

MODEL	Februarie unitati	Var. luna sim. an anterior	2021 unitati	Var. an anterior
DACIA DOKKER	153	18.6%	373	-13.5%
IVECO DAILY	162	26.6%	326	49.5%
MERCEDES BENZ SPRINTER	131	-24.3%	243	-22.6%
FORD TRANSIT	106	-29.3%	214	-14.1%
RENAULT MASTER	87	8.7%	140	-41.4%
FIAT DUCATO	71	82.1%	130	83.1%
RENAULT TRAFIC	32	-30.4%	125	64.5%
VOLKSWAGEN CRAFTER	60	20.0%	109	-15.5%
FORD RANGER	47	9.3%	94	11.9%
FORD TRANSIT CUSTOM	38	-37.7%	87	-16.3%
Rest	378	-30.4%	729	-
TOTAL	1265	-12.3%	2570	-14.1%

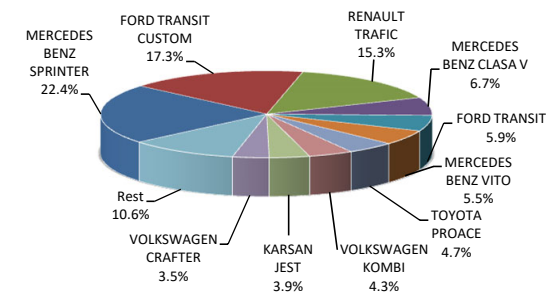
Inmatriculari LCV si minibus - modele - 2021



Inmatriculari minibus - modele / Minibus registrations by models

MODEL	Februarie unitati	Var. luna sim. an anterior	2021 unitati	Var. an anterior
MERCEDES BENZ SPRINTER	37	-2.6%	57	-32.1%
FORD TRANSIT CUSTOM	23	-11.5%	44	-15.4%
RENAULT TRAFIC	22	-38.9%	39	-32.8%
MERCEDES BENZ CLASA V	8	-46.7%	17	-39.3%
FORD TRANSIT	9	-10.0%	15	36.4%
MERCEDES BENZ VITO	3	-83.3%	14	-54.8%
TOYOTA PROACE	6	100.0%	12	50.0%
VOLKSWAGEN KOMBI	3	-87.0%	11	-73.2%
KARSAN JEST		-	10	233.3%
VOLKSWAGEN CRAFTER	7	133.3%	9	12.5%
Rest	11	-78.8%	27	-60.9%
TOTAL	129	-42.4%	255	-35.1%

Inmatriculari minibus - modele - 2021



Inmatriculari pick-up - modele / Pick-up registrations by models

MODEL	Februarie unitati	Var. luna sim. an anterior	2021 unitati	Var. an anterior
FORD RANGER	47	9.3%	94	11.9%
TOYOTA HILUX	45	55.2%	86	28.4%
DACIA DUSTER	6	-	23	-
ISUZU D-MAX	11	22.2%	21	10.5%
SSANGYONG MUSSO GRAND	10	-	10	400.0%
NISSAN NAVARA	5	-88.9%	7	-90.5%
VOLKSWAGEN AMAROK	2	-80.0%	5	-72.2%
DODGE RAM		-100.0%	1	0.0%
FIAT FULLBACK		-100.0%		-100.0%
Rest		-100.0%		-
TOTAL	131	-18.1%	257	-16.0%

Inmatriculari pick-up - modele - 2021

