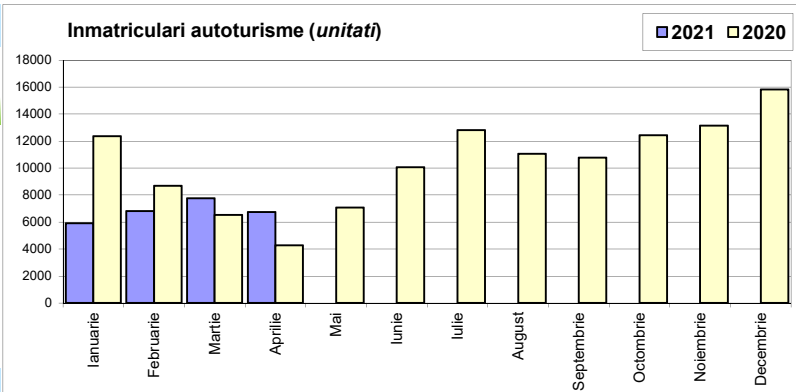


Inmatriculari autoturisme / Passenger car registrations

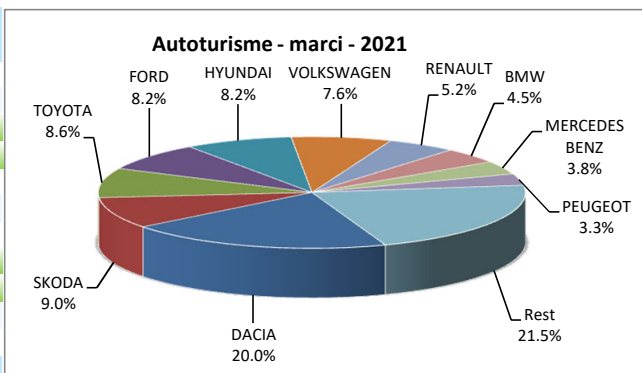
Luna/An	2021	2020	Variatie
Ianuarie	5 913	12 368	-52.2%
Februarie	6 814	8 688	-21.6%
Martie	7 752	6 532	18.7%
Aprilie	6 747	4 265	58.2%
Mai		7 067	
Iunie		10 060	
Iulie		12 815	
August		11 055	
Septembrie		10 777	
Octombrie		12 420	
Noiembrie		13 143	
Decembrie		15 814	
Total	27 226	31 853	-14.5%

125 004



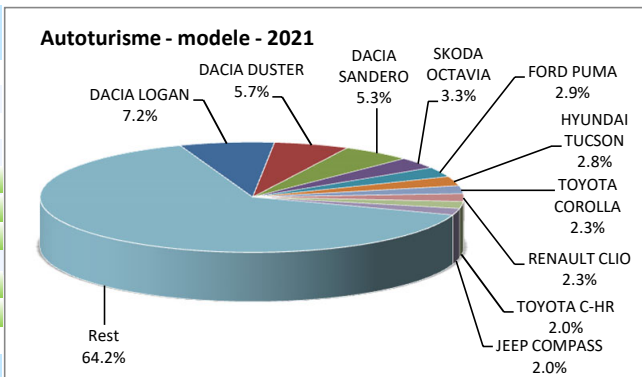
Top inmatriculari autoturisme - marci / Passenger car top - by make

MARCA	Aprilie unitati	Var. luna sim. an anterior	2021 unitati	Var. an anterior
DACIA	1617	15.7%	5447	-38.3%
SKODA	694	113.5%	2461	-11.4%
TOYOTA	477	120.8%	2338	38.4%
FORD	409	59.8%	2230	38.1%
HYUNDAI	380	91.0%	2224	-0.7%
VOLKSWAGEN	531	58.5%	2064	-28.1%
RENAULT	444	45.6%	1422	-41.0%
BMW	275	47.1%	1231	20.7%
MERCEDES BENZ	301	195.1%	1046	5.1%
PEUGEOT	201	-12.2%	908	-19.1%
Rest	1418	98.6%	5855	-
TOTAL	6747	58.2%	27226	-14.5%



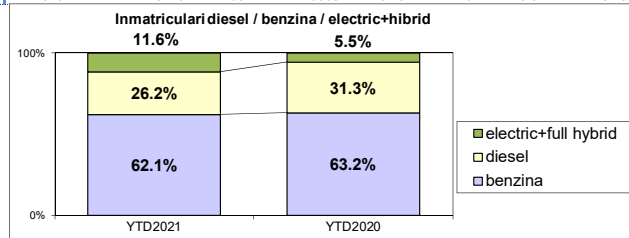
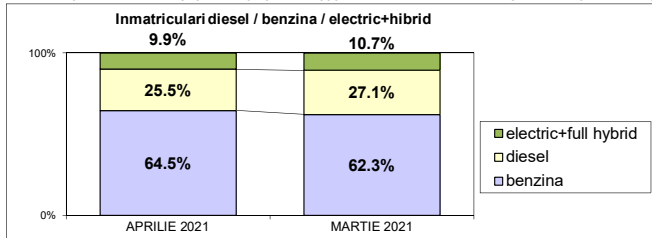
Top inmatriculari autoturisme - modele / Passenger car top - by model

MODEL	Aprilie unitati	Var. luna sim. an anterior	2021 unitati	Var. an anterior
DACIA LOGAN	666	23.3%	1960	-46.3%
DACIA DUSTER	544	8.2%	1555	-37.6%
DACIA SANDERO	375	66.7%	1448	-22.4%
SKODA OCTAVIA	229	151.6%	908	-29.8%
FORD PUMA	147	488.0%	795	568.1%
HYUNDAI TUCSON	174	148.6%	750	30.0%
TOYOTA COROLLA	118	114.5%	636	61.8%
RENAULT CLIO	310	198.1%	617	-38.1%
TOYOTA C-HR	83	36.1%	554	25.1%
JEEP COMPASS	48	-	531	>900%
Rest	4053	56.4%	17472	-
TOTAL	6747	58.2%	27226	-14.5%



Segmentare autoturisme dupa tipul de combustibil / PC segmentation by type of fuel

	benzina	diesel	electric+full hybrid	total		benzina	diesel	electric+full hybrid	total
APRILIE 2021	4355	64.5%	1722	25.5%	670	9.9%	6 747		
MARTIE 2021	4826	62.3%	2099	27.1%	827	10.7%	7 752		
YTD2021	16915	62.1%	7145	26.2%	3166	11.6%	27 226		
YTD2020	20129	63.2%	9963	31.3%	1761	5.5%	31 853		



Categoria Full Hybrid nu include si Mild Hybrid

Inmatriculari autoturisme in functie de tipul de combustibil / Passenger car registrations by fuel type

Luna/An	2021				Pondere				Variatie 21/20			
	Diesel	Benzina	EV	HEV	Diesel	Benzina	EV	HEV	diesel	benzina	EV	HEV
Ianuarie	1 567	3 499	263	584	26.5%	59.2%	4.4%	9.9%	-52.7%	-58.3%	17.9%	30.1%
Februarie	1 757	4 235	262	560	25.8%	62.2%	3.8%	8.2%	-32.2%	-24.0%	101.5%	42.5%
Martie	2 099	4 826	249	578	27.1%	62.3%	3.2%	7.5%	-5.5%	20.9%	236.5%	136.9%
Aprilie	1 722	4 355	189	481	25.5%	64.5%	2.8%	7.1%	-6.2%	99.6%	173.9%	168.7%
Mai	-	-	-	-	-	-	-	-	-	-	-	-
Iunie	-	-	-	-	-	-	-	-	-	-	-	-
Iulie	-	-	-	-	-	-	-	-	-	-	-	-
August	-	-	-	-	-	-	-	-	-	-	-	-
Septembrie	-	-	-	-	-	-	-	-	-	-	-	-
Octombrie	-	-	-	-	-	-	-	-	-	-	-	-
Noiembrie	-	-	-	-	-	-	-	-	-	-	-	-
Decembrie	-	-	-	-	-	-	-	-	-	-	-	-
Total	7 145	16 915	963	2 203	26.2%	62.1%	3.5%	8.1%	-28.3%	-16.0%	94.2%	74.2%

Categoria EV cuprinde atat autoturismele electrice 100% si pe cele Plug-in | Categoria HEV cuprinde doar autoturismele Full Hybrid

Top 10 Autoturisme in functie de tipul de alimentare - marci / Top 10 passenger car sales by fuel type and make

Top 10 diesel - marci

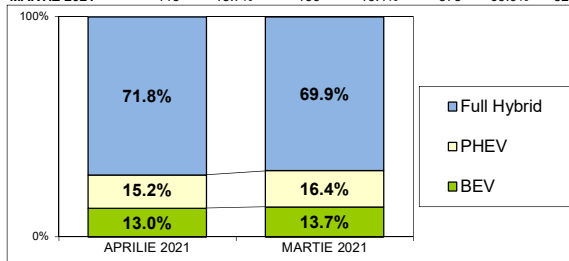
MARCA	Aprilie 2021	2021	Pondere %	Var. an anterior
DACIA	487	1693	23.7%	-52.5%
SKODA	314	1166	16.3%	13.0%
BMW	163	798	11.2%	33.7%
VOLKSWAGEN	153	645	9.0%	-55.7%
FORD	106	619	8.7%	-4.5%
MERCEDES BENZ	148	497	7.0%	25.2%
PEUGEOT	62	417	5.8%	-45.8%
AUDI	69	221	3.1%	26.3%
RENAULT	20	200	2.8%	5.8%
CITROEN	14	158	2.2%	-28.5%
Rest	186	731	10.2%	-
TOTAL	1722	7145	100.0%	-28.3%

Top 10 benzina - marci

MARCA	Aprilie 2021	2021	Pondere %	Var. an anterior
DACIA	1130	3754	22.2%	-28.8%
HYUNDAI	276	1859	11.0%	-11.4%
FORD	271	1513	8.9%	61.5%
SKODA	379	1273	7.5%	-26.9%
VOLKSWAGEN	347	1258	7.4%	-8.8%
RENAULT	407	1110	6.6%	-46.9%
SUZUKI	96	903	5.3%	-1.0%
JEEP	53	562	3.3%	726.5%
TOYOTA	119	510	3.0%	-10.2%
MAZDA	112	487	2.9%	-15.9%
Rest	1165	3686	21.8%	-
TOTAL	4355	16915	100%	-16.0%

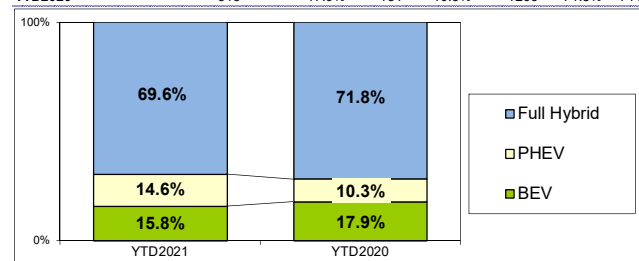
Segmentare autoturisme electrificate / Electrified PC segmentation

	BEV	PHEV	Full Hybrid	total			
APRILIE 2021	87	13.0%	102	15.2%	481	71.8%	670
MARTIE 2021	113	13.7%	136	16.4%	578	69.9%	827



Categoria Full Hybrid nu include si Mild Hybrid

	BEV	PHEV	Full Hybrid	total			
YTD2021	501	15.8%	462	14.6%	2203	69.6%	3 166
YTD2020	315	17.9%	181	10.3%	1265	71.8%	1 761



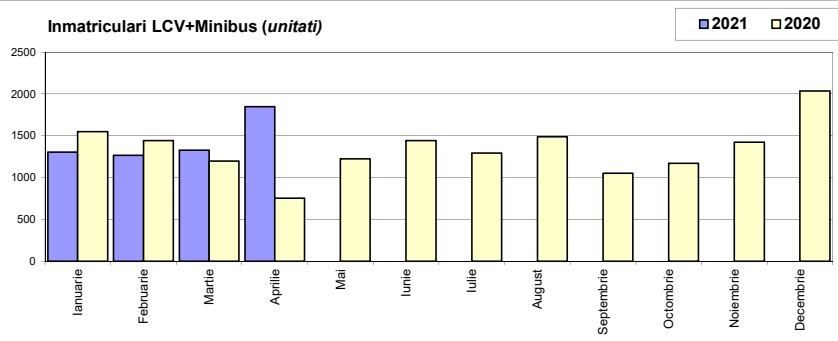
Inmatriculari autoturisme electrificate pe marca / Electrified Passenger car registrations by make

MARCA	2021	2020	Var. %	MARCA	2021	2020	Var. %	MARCA	2021	2020	Var. %
VOLKSWAGEN	153	32	378.1%	MERCEDES BENZ	95	8	>900%	TOYOTA	1766	1081	63.4%
PEUGEOT	56	0	-	VOLVO	84	33	154.5%	HYUNDAI	268	20	900%
BMW	51	54	-5.6%	BMW	80	44	81.8%	FORD	59	30	96.7%
RENAULT	36	132	-72.7%	RENAULT	53	0	-	LEXUS	49	70	-30.0%
HYUNDAI	30	13	130.8%	FORD	39	0	-	RENAULT	23	0	-
MINI	28	1	>900%	MITSUBISHI	23	19	21.1%	HONDA	21	52	-59.6%
MAZDA	24	0	-	PORSCHE	23	30	-23.3%	SUBARU	10	3	233.3%
NISSAN	22	31	-29.0%	SKODA	9	2	350.0%	KIA	5	9	-44.4%
SMART	17	20	-15.0%	VOLKSWAGEN	8	4	100.0%	SUZUKI	2	0	-
OPEL	14	0	-	MINI	7	12	-41.7%				
Altele	70	32	-	Altele	41	29	-				
TOTAL	501	315	59.0%	TOTAL	462	181	155.2%	TOTAL	2203	1265	74.2%

Inmatriculari comerciale usoare si minibus / LCV & Minibus registrations

Luna/An	2021	2020	Variatie
Ianuarie	1 305	1 549	-15.8%
Februarie	1 266	1 442	-12.2%
Martie	1 327	1 199	10.7%
Aprilie	1 849	756	144.6%
Mai		1 227	-
Iunie		1 445	-
Iulie		1 293	-
August		1 490	-
Septembrie		1 054	-
Octombrie		1 172	-
Noiembrie		1 425	-
Decembrie		2 036	-
Total	5 747	4 946	16.2%

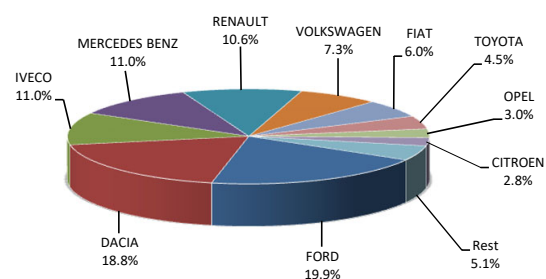
16 088



Inmatriculari comerciale <3.5t si minibus - marci / LCV + minibus registrations by make

MARCA	Aprilie unitati	Var. luna sim. an anterior	2021 unitati	Var. an anterior
FORD	311	150.8%	1146	20.8%
DACIA	590	337.0%	1082	50.9%
IVECO	155	134.8%	633	63.6%
MERCEDES BENZ	156	79.3%	630	-7.8%
RENAULT	133	92.8%	611	11.1%
VOLKSWAGEN	123	75.7%	419	-25.7%
FIAT	125	212.5%	347	112.9%
TOYOTA	56	273.3%	256	98.4%
OPEL	27	-64.0%	170	-50.9%
CITROEN	39	95.0%	161	87.2%
Rest	134	143.6%	292	-
TOTAL	1849	144.6%	5747	16.2%

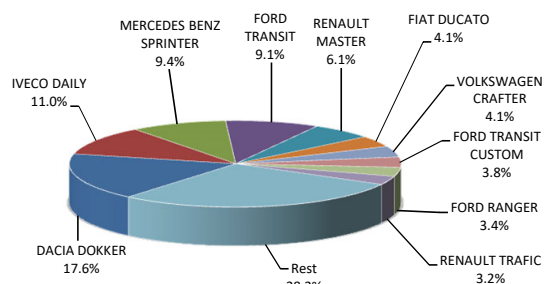
Inmatriculari LCV si minibus - marci - 2021



Inmatriculari comerciale <3.5t si minibus - modele / LCV + minibus registrations by models

MODEL	Aprilie unitati	Var. luna sim. an anterior	2021 unitati	Var. an anterior
DACIA DOKKER	564	320.9%	1009	50.6%
IVECO DAILY	154	133.3%	631	63.0%
MERCEDES BENZ SPRINTER	137	85.1%	539	0.2%
FORD TRANSIT	156	136.4%	524	20.5%
RENAULT MASTER	94	88.0%	352	-4.9%
FIAT DUCATO	58	241.2%	237	102.6%
VOLKSWAGEN CRAFTER	51	104.0%	236	16.8%
FORD TRANSIT CUSTOM	77	185.2%	221	24.9%
FORD RANGER	40	400.0%	194	43.7%
RENAULT TRAFIC	19	35.7%	185	56.8%
Rest	499	81.5%	1619	-
TOTAL	1849	144.6%	5747	16.2%

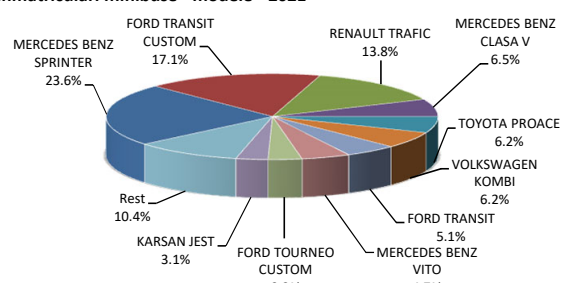
Inmatriculari LCV si minibus - modele - 2021



Inmatriculari minibus - modele / Minibus registrations by models

MODEL	Aprilie unitati	Var. luna sim. an anterior	2021 unitati	Var. an anterior
MERCEDES BENZ SPRINTER	33	94.1%	130	-19.8%
FORD TRANSIT CUSTOM	24	118.2%	94	8.0%
RENAULT TRAFIC	10	-16.7%	76	-15.6%
MERCEDES BENZ CLASA V	9	125.0%	36	-12.2%
TOYOTA PROACE	13	160.0%	34	88.9%
VOLKSWAGEN KOMBI	17	750.0%	34	-40.4%
FORD TRANSIT	10	233.3%	28	64.7%
MERCEDES BENZ VITO	5	-16.7%	26	-54.4%
FORD TOURNEO CUSTOM	7	250.0%	18	38.5%
KARSAN JEST	7	-	17	466.7%
Rest	11	-21.4%	57	-
TOTAL	146	92.1%	550	-15.5%

Inmatriculari minibus - modele - 2021



Inmatriculari pick-up - modele / Pick-up registrations by models

MODEL	Aprilie unitati	Var. luna sim. an anterior	2021 unitati	Var. an anterior
FORD RANGER	40	400.0%	194	43.7%
TOYOTA HILUX	28	460.0%	170	91.0%
NISSAN NAVARA	62	>900%	94	17.5%
DACIA DUSTER	23	-	53	-
ISUZU D-MAX	2	-75.0%	27	-20.6%
MITSUBISHI L200	10	400.0%	22	-45.0%
SSANGYONG MUSSO GRAND	0	-	10	233.3%
VOLKSWAGEN AMAROK	0	-100.0%	6	-76.9%
DODGE RAM	1	-	2	100.0%
DODGE LONGHORN	1	-	1	-
Rest	1	-	2	-
TOTAL	168	500.0%	581	35.1%

Inmatriculari pick-up - modele - 2021

