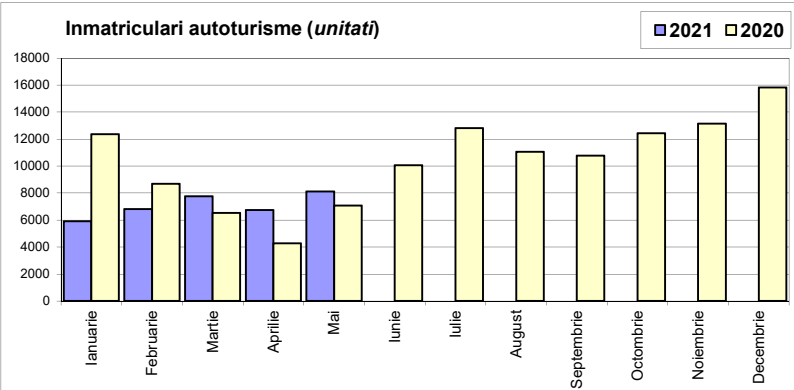


Inmatriculari autoturisme / Passenger car registrations

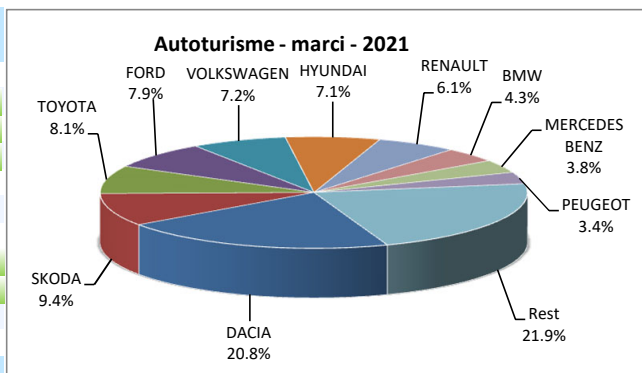
Luna/An	2021	2020	Variatie
Ianuarie	5 913	12 368	-52.2%
Februarie	6 814	8 688	-21.6%
Martie	7 752	6 532	18.7%
Aprilie	6 747	4 265	58.2%
Mai	8 110	7 067	14.8%
Iunie		10 060	
Iulie		12 815	
August		11 055	
Septembrie		10 777	
Octombrie		12 420	
Noiembrie		13 143	
Decembrie		15 814	
Total	35 336	38 920	-9.2%

125 004



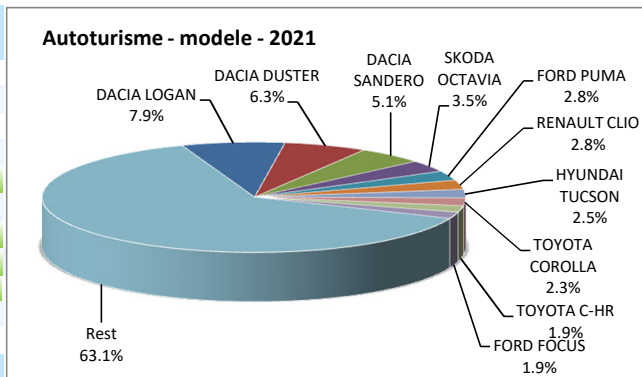
Top inmatriculari autoturisme - marci / Passenger car top - by make

MARCA	Mai unitati	Var. luna sim. an anterior	2021 unitati	Var. an anterior
DACIA	1894	-11.5%	7341	-33.1%
SKODA	877	77.9%	3338	2.0%
TOYOTA	524	12.2%	2862	32.7%
FORD	549	32.6%	2779	37.0%
VOLKSWAGEN	486	13.0%	2550	-22.7%
HYUNDAI	302	-45.6%	2526	-9.6%
RENAULT	733	59.0%	2155	-25.0%
BMW	271	46.5%	1502	24.6%
MERCEDES BENZ	290	42.9%	1336	11.5%
PEUGEOT	289	-1.0%	1197	-15.3%
Rest	1895	32.7%	7750	-
TOTAL	8110	14.8%	35336	-9.2%

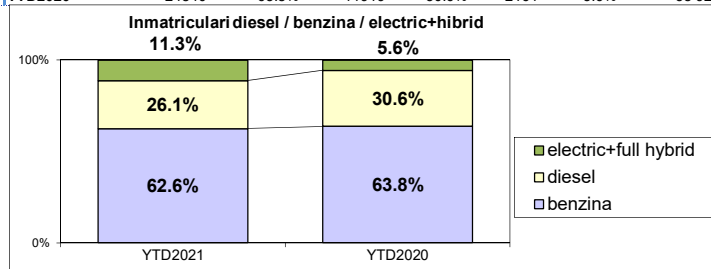
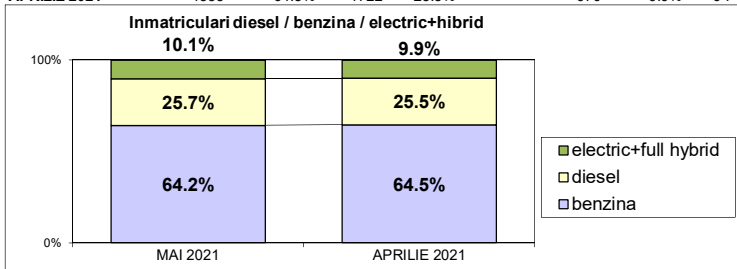


Top inmatriculari autoturisme - modele / Passenger car top - by model

MODEL	Mai unitati	Var. luna sim. an anterior	2021 unitati	Var. an anterior
DACIA LOGAN	814	-10.6%	2774	-39.2%
DACIA DUSTER	679	32.1%	2234	-25.7%
DACIA SANDERO	363	-32.5%	1811	-24.7%
SKODA OCTAVIA	318	169.5%	1226	-13.1%
FORD PUMA	194	118.0%	989	375.5%
RENAULT CLIO	356	77.1%	973	-18.7%
HYUNDAI TUCSON	123	-40.3%	873	11.5%
TOYOTA COROLLA	175	41.1%	811	56.9%
TOYOTA C-HR	120	17.6%	674	23.7%
FORD FOCUS	142	27.9%	671	-6.3%
Rest	4826	16.2%	22300	-
TOTAL	8110	14.8%	35336	-9.2%



	benzina		diesel		electric+full hybrid		total	benzina		diesel		electric+full hybrid		total	
MAI 2021	5207	64.2%	2082	25.7%	821	10.1%	8 110	YTD2021	22122	62.6%	9227	26.1%	3987	11.3%	35 336
APRILIE 2021	4355	64.5%	1722	25.5%	670	9.9%	6 747	YTD2020	24840	63.8%	11919	30.6%	2161	5.6%	38 920



Categoria Full Hybrid nu include si Mild Hybrid

Inmatriculari autoturisme in functie de tipul de combustibil / Passenger car registrations by fuel type

Luna/An	2021				Pondere				Variatie 21/20			
	Diesel	Benzina	EV	HEV	Diesel	Benzina	EV	HEV	diesel	benzina	EV	HEV
Ianuarie	1 567	3 499	263	584	26.5%	59.2%	4.4%	9.9%	-52.7%	-58.3%	17.9%	30.1%
Februarie	1 757	4 235	262	560	25.8%	62.2%	3.8%	8.2%	-32.2%	-24.0%	101.5%	42.5%
Martie	2 099	4 826	249	578	27.1%	62.3%	3.2%	7.5%	-5.5%	20.9%	236.5%	136.9%
Aprilie	1 722	4 355	189	481	25.5%	64.5%	2.8%	7.1%	-6.2%	99.6%	173.9%	168.7%
Mai	2 082	5 207	231	590	25.7%	64.2%	2.8%	7.3%	6.4%	10.5%	54.2%	288.9%
Iunie	-	-	-	-	-	-	-	-	-	-	-	-
Iulie	-	-	-	-	-	-	-	-	-	-	-	-
August	-	-	-	-	-	-	-	-	-	-	-	-
Septembrie	-	-	-	-	-	-	-	-	-	-	-	-
Octombrie	-	-	-	-	-	-	-	-	-	-	-	-
Noiembrie	-	-	-	-	-	-	-	-	-	-	-	-
Decembrie	-	-	-	-	-	-	-	-	-	-	-	-
Total	9 227	22 122	1 194	2 793	26.1%	62.6%	3.4%	7.9%	-22.6%	-10.9%	58.3%	177.4%

Categoria EV cuprinde atat autoturismele electrice 100% si pe cele Plug-in. Categoria HEV cuprinde doar autoturismele Full Hybrid

Top 10 Autoturisme in functie de tipul de alimentare - marci / Top 10 passenger car sales by fuel type and make

Top 10 diesel - marci

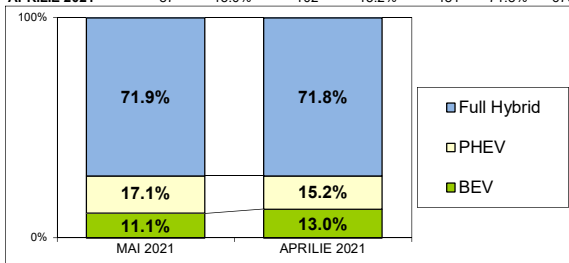
MARCA	Mai 2021	2021	Pondere %	Var. an anterior
DACIA	580	2273	24.6%	-47.6%
SKODA	322	1488	16.1%	23.3%
BMW	173	971	10.5%	37.3%
VOLKSWAGEN	167	812	8.8%	-50.2%
FORD	153	772	8.4%	0.0%
MERCEDES BENZ	119	616	6.7%	29.4%
PEUGEOT	103	520	5.6%	-46.1%
AUDI	79	300	3.3%	49.3%
RENAULT	42	242	2.6%	-0.8%
CITROEN	52	210	2.3%	-27.3%
Rest	292	1023	11.1%	-
TOTAL	2082	9227	100.0%	-22.6%

Top 10 benzina - marci

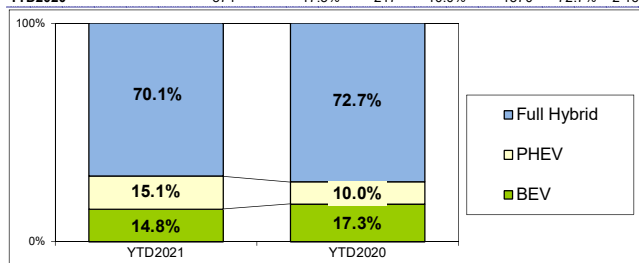
MARCA	Mai 2021	2021	Pondere %	Var. an anterior
DACIA	1314	5068	22.9%	-23.6%
HYUNDAI	242	2101	9.5%	-19.8%
FORD	374	1887	8.5%	55.4%
SKODA	536	1809	8.2%	-11.4%
RENAULT	600	1710	7.7%	-31.4%
VOLKSWAGEN	281	1539	7.0%	-5.1%
SUZUKI	278	1181	5.3%	3.2%
MAZDA	162	649	2.9%	-7.5%
CITROEN	166	625	2.8%	48.8%
PEUGEOT	179	608	2.7%	35.7%
Rest	1075	4945	22.4%	-
TOTAL	5207	22122	100%	-10.9%

Segmentare autoturisme electrificate / Electrified PC segmentation

	BEV	PHEV	Full Hybrid	total			
MAI 2021	91	11.1%	140	17.1%	590	71.9%	821
APRILIE 2021	87	13.0%	102	15.2%	481	71.8%	670



	BEV	PHEV	Full Hybrid	total			
YTD2021	592	14.8%	602	15.1%	2793	70.1%	3 987
YTD2020	374	17.3%	217	10.0%	1570	72.7%	2 161



Inmatriculari autoturisme electrificate pe marca / Electrified Passenger car registrations by make

Top Marci - Electrice

MARCA	2021	2020	Var. %
VOLKSWAGEN	185	43	330.2%
PEUGEOT	61	1	>900%
BMW	56	55	1.8%
RENAULT	48	136	-64.7%
HYUNDAI	34	22	54.5%
MINI	31	1	>900%
MAZDA	30	0	-
NISSAN	23	34	-32.4%
SKODA	19	22	-13.6%
SMART	18	20	-10.0%
Altele	87	40	-
TOTAL	592	374	58.3%

Top Marci - Plug-in hybrid

MARCA	2021	2020	Var. %
MERCEDES BENZ	127	14	807.1%
BMW	103	50	106.0%
VOLVO	100	41	143.9%
RENAULT	70	0	-
FORD	52	4	>900%
MITSUBISHI	25	22	13.6%
PORSCHE	25	34	-26.5%
SKODA	22	2	>900%
VOLKSWAGEN	14	4	250.0%
MINI	10	13	-23.1%
Altele	54	33	-
TOTAL	602	217	177.4%

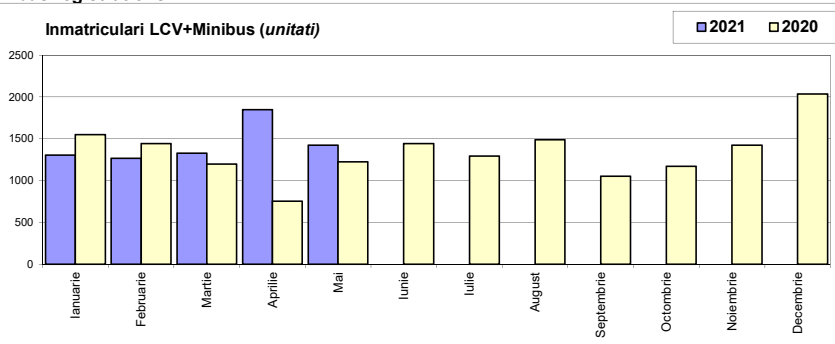
Top Marci - Full Hybrid

MARCA	2021	2020	Var. %
TOYOTA	2194	1339	63.9%
HYUNDAI	319	28	>900%
RENAULT	85	0	-
FORD	68	39	74.4%
LEXUS	66	85	-22.4%
HONDA	36	60	-40.0%
SUBARU	13	4	225.0%
KIA	8	15	-46.7%
SUZUKI	4	0	-
TOTAL	2793	1570	77.9%

Inmatriculari comerciale usoare si minibus / LCV & Minibus registrations

Luna/An	2021	2020	Variatie
Ianuarie	1 305	1 549	-15.8%
Februarie	1 266	1 442	-12.2%
Martie	1 327	1 199	10.7%
Aprilie	1 849	756	144.6%
Mai	1 423	1 227	16.0%
Iunie		1 445	
Iulie		1 293	
August		1 490	
Septembrie		1 054	
Octombrie		1 172	
Noiembrie		1 425	
Decembrie		2 036	
Total	7 170	6 173	16.2%

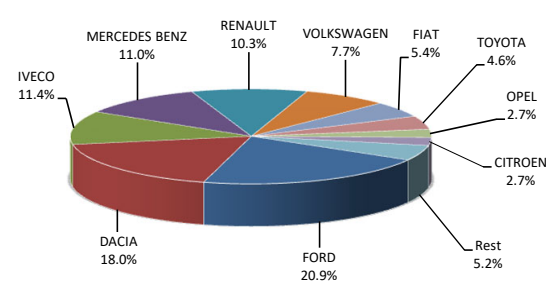
16 088



Inmatriculari comerciale <3.5t si minibus - marci / LCV + minibus registrations by make

MARCA	Mai	Var. luna sim.	2021	Var. an
	unitati	an anterior	unitati	anterior
FORD	352	56.4%	1498	27.6%
DACIA	208	-24.6%	1290	29.9%
IVECO	186	53.7%	819	61.2%
MERCEDES BENZ	160	28.0%	790	-2.2%
RENAULT	130	-33.7%	741	-0.7%
VOLKSWAGEN	132	26.9%	551	-17.5%
FIAT	39	116.7%	386	113.3%
TOYOTA	72	213.0%	328	115.8%
OPEL	27	-38.6%	197	-49.5%
CITROEN	35	105.9%	196	90.3%
Rest	82	5.1%	374	-
TOTAL	1423	16.0%	7170	16.2%

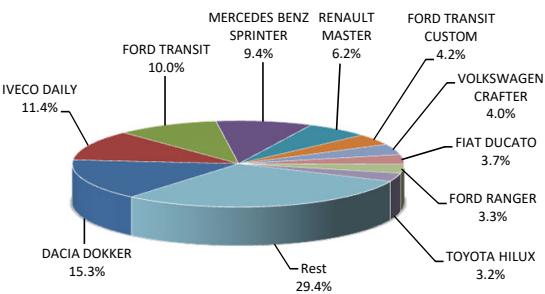
Inmatriculari LCV si minibus - marci - 2021



Inmatriculari comerciale <3.5t si minibus - modele / LCV + minibus registrations by models

MODEL	Mai	Var. luna sim.	2021	Var. an
	unitati	an anterior	unitati	anterior
DACIA DOKKER	87	-68.4%	1096	16.0%
IVECO DAILY	186	56.3%	817	61.5%
FORD TRANSIT	194	98.0%	718	34.7%
MERCEDES BENZ SPRINTER	134	63.4%	673	8.5%
RENAULT MASTER	93	-38.8%	445	-14.8%
FORD TRANSIT CUSTOM	78	56.0%	299	31.7%
VOLKSWAGEN CRAFTER	52	10.6%	288	15.7%
FIAT DUCATO	25	78.6%	262	100.0%
FORD RANGER	43	7.5%	237	35.4%
TOYOTA HILUX	56	229.4%	226	113.2%
Rest	475	42.6%	2109	-
TOTAL	1423	16.0%	7170	16.2%

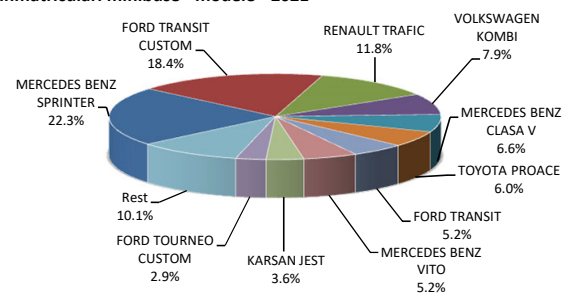
Inmatriculari LCV si minibus - modele - 2021



Inmatriculari minibus - modele / Minibus registrations by models

MODEL	Mai	Var. luna sim.	2021	Var. an
	unitati	an anterior	unitati	anterior
MERCEDES BENZ SPRINTER	23	15.0%	153	-15.9%
FORD TRANSIT CUSTOM	32	77.8%	126	20.0%
RENAULT TRAFIC	5	-83.3%	81	-32.5%
VOLKSWAGEN KOMBI	20	566.7%	54	-10.0%
MERCEDES BENZ CLASA V	9	50.0%	45	-4.3%
TOYOTA PROACE	7	250.0%	41	105.0%
FORD TRANSIT	8	33.3%	36	56.5%
MERCEDES BENZ VITO	10	-37.5%	36	-50.7%
KARSAN JEST	8	-	25	733.3%
FORD TOURNEO CUSTOM	2	-60.0%	20	11.1%
Rest	12	-14.3%	69	-
TOTAL	136	13.3%	686	-11.0%

Inmatriculari minibus - modele - 2021



Inmatriculari pick-up - modele / Pick-up registrations by models

MODEL	Mai	Var. luna sim.	2021	Var. an
	unitati	an anterior	unitati	anterior
FORD RANGER	43	7.5%	237	35.4%
TOYOTA HILUX	56	229.4%	226	113.2%
DACIA DUSTER	116	-	169	-
NISSAN NAVARA	8	300.0%	102	24.4%
ISUZU D-MAX	9	-40.0%	36	-26.5%
MITSUBISHI L200	7	-76.7%	29	-58.6%
SSANGYONG MUSSO GRAND	0	-	10	233.3%
VOLKSWAGEN AMAROK	0	-100.0%	6	-79.3%
DODGE RAM	0	-	2	100.0%
FORD F150	1	-	2	-
Rest	1	-50.0%	3	-
TOTAL	241	121.1%	822	52.5%

Inmatriculari pick-up - modele - 2021

