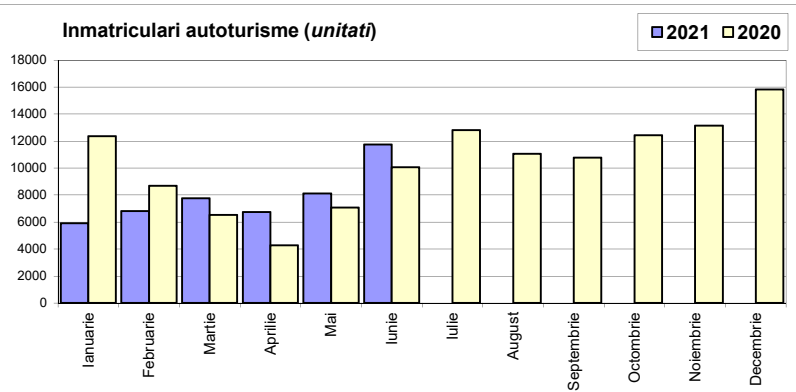


Inmatriculari autoturisme / Passenger car registrations

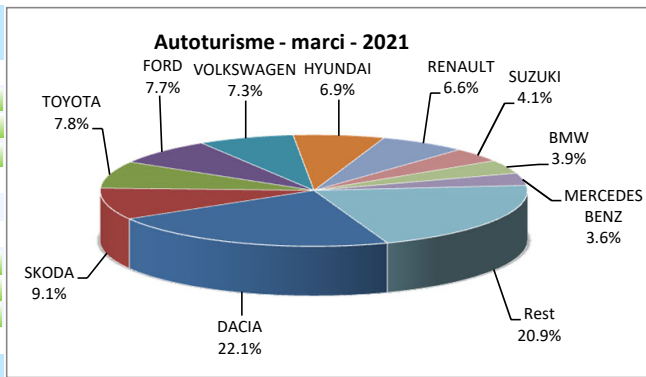
| Luna/An | 2021 | 2020 | Variatie |
|--------------|---------------|---------------|--------------|
| Ianuarie | 5 913 | 12 368 | -52.2% |
| Februarie | 6 814 | 8 688 | -21.6% |
| Martie | 7 752 | 6 532 | 18.7% |
| Aprilie | 6 747 | 4 265 | 58.2% |
| Mai | 8 110 | 7 067 | 14.8% |
| Iunie | 11 748 | 10 060 | 16.8% |
| Iulie | | 12 815 | |
| August | | 11 055 | |
| Septembrie | | 10 777 | |
| Octombrie | | 12 420 | |
| Noiembrie | | 13 143 | |
| Decembrie | | 15 814 | |
| Total | 47 084 | 48 980 | -3.9% |

125 004



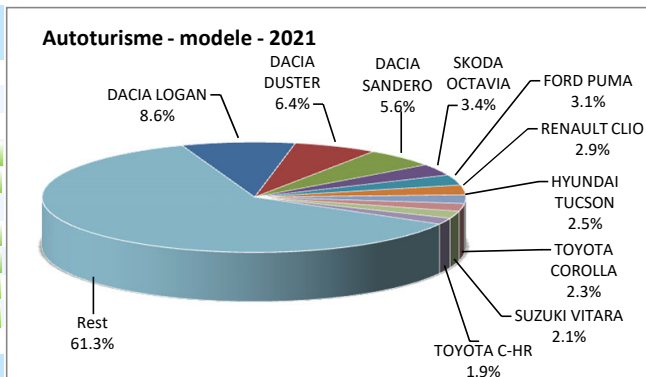
Top inmatriculari autoturisme - marci / Passenger car top - by make

| MARCA | Iunie unitati | Var. luna sim. an anterior | 2021 unitati | Var. an anterior |
|---------------|---------------|----------------------------|--------------|------------------|
| DACIA | 3057 | -15.1% | 10398 | -28.7% |
| SKODA | 964 | 59.3% | 4302 | 11.0% |
| TOYOTA | 832 | 29.4% | 3694 | 32.0% |
| FORD | 826 | 70.7% | 3605 | 43.5% |
| VOLKSWAGEN | 872 | 41.8% | 3422 | -12.6% |
| HYUNDAI | 717 | 2.4% | 3243 | -7.2% |
| RENAULT | 955 | 21.3% | 3110 | -15.0% |
| SUZUKI | 754 | 117.9% | 1939 | 30.1% |
| BMW | 355 | 157.2% | 1857 | 38.3% |
| MERCEDES BENZ | 344 | 41.0% | 1680 | 16.5% |
| Rest | 2072 | 9.2% | 9834 | - |
| TOTAL | 11748 | 16.8% | 47084 | -3.9% |

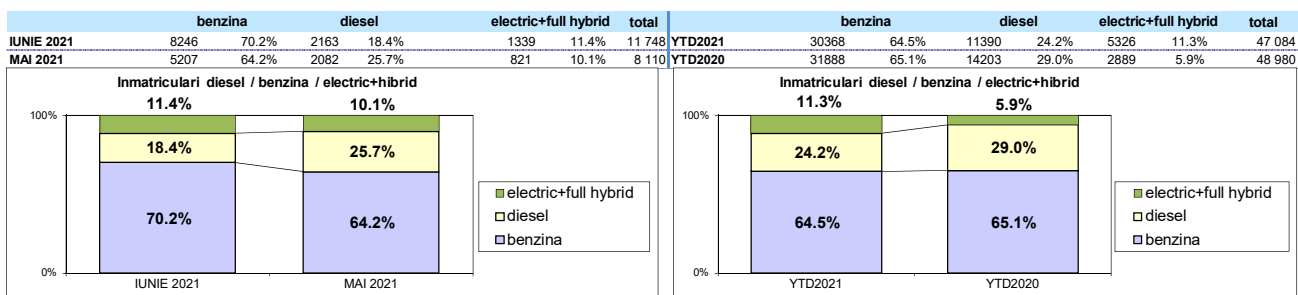


Top inmatriculari autoturisme - modele / Passenger car top - by model

| MODEL | Iunie unitati | Var. luna sim. an anterior | 2021 unitati | Var. an anterior |
|----------------|---------------|----------------------------|--------------|------------------|
| DACIA LOGAN | 1289 | -21.1% | 4063 | -34.4% |
| DACIA DUSTER | 762 | -2.6% | 2996 | -20.9% |
| DACIA SANDERO | 815 | -18.6% | 2626 | -22.9% |
| SKODA OCTAVIA | 382 | 223.7% | 1608 | 5.2% |
| FORD PUMA | 451 | 198.7% | 1440 | 301.1% |
| RENAULT CLIO | 378 | 6.2% | 1351 | -13.0% |
| HYUNDAI TUCSON | 312 | 119.7% | 1185 | 28.1% |
| TOYOTA COROLLA | 257 | 46.9% | 1068 | 54.3% |
| SUZUKI VITARA | 369 | 138.1% | 1012 | 73.9% |
| TOYOTA C-HR | 198 | 23.8% | 872 | 23.7% |
| Rest | 6535 | 21.3% | 28863 | - |
| TOTAL | 11748 | 16.8% | 47084 | -3.9% |



Segmentare autoturisme dupa tipul de combustibil / PC segmentation by type of fuel



Categoria Full Hybrid nu include si Mild Hybrid

Inmatriculari autoturisme in functie de tipul de combustibil / Passenger car registrations by fuel type

| Luna/An | 2021 | | | | Pondere | | | | Variatie 21/20 | | | |
|--------------|---------------|---------------|--------------|--------------|--------------|--------------|-------------|-------------|----------------|--------------|--------------|--------------|
| | Diesel | Benzina | EV | HEV | Diesel | Benzina | EV | HEV | diesel | benzina | EV | HEV |
| Ianuarie | 1 567 | 3 499 | 263 | 584 | 26.5% | 59.2% | 4.4% | 9.9% | -52.7% | -58.3% | 17.9% | 30.1% |
| Februarie | 1 757 | 4 235 | 262 | 560 | 25.8% | 62.2% | 3.8% | 8.2% | -32.2% | -24.0% | 101.5% | 42.5% |
| Martie | 2 099 | 4 826 | 249 | 578 | 27.1% | 62.3% | 3.2% | 7.5% | -5.5% | 20.9% | 236.5% | 136.9% |
| Aprilie | 1 722 | 4 355 | 189 | 481 | 25.5% | 64.5% | 2.8% | 7.1% | -6.2% | 99.6% | 173.9% | 168.7% |
| Mai | 2 082 | 5 207 | 231 | 590 | 25.7% | 64.2% | 2.8% | 7.3% | 6.4% | 10.5% | 54.2% | 288.9% |
| Iunie | 2 163 | 8 246 | 520 | 819 | 18.4% | 70.2% | 4.4% | 7.0% | -5.3% | 17.0% | 89.1% | 80.8% |
| Iulie | - | - | - | - | - | - | - | - | - | - | - | - |
| August | - | - | - | - | - | - | - | - | - | - | - | - |
| Septembrie | - | - | - | - | - | - | - | - | - | - | - | - |
| Octombrie | - | - | - | - | - | - | - | - | - | - | - | - |
| Noiembrie | - | - | - | - | - | - | - | - | - | - | - | - |
| Decembrie | - | - | - | - | - | - | - | - | - | - | - | - |
| Total | 11 390 | 30 368 | 1 714 | 3 612 | 24.2% | 64.5% | 3.6% | 7.7% | -19.8% | -4.8% | 97.9% | 78.5% |

Categoria EV cuprinde atat autoturismele electrice 100% si pe cele Plug-in

Categoria HEV cuprinde doar autoturismele Full Hybrid

Top 10 Autoturisme in functie de tipul de alimentare - marci / Top 10 passenger car sales by fuel type and make

Top 10 diesel - marci

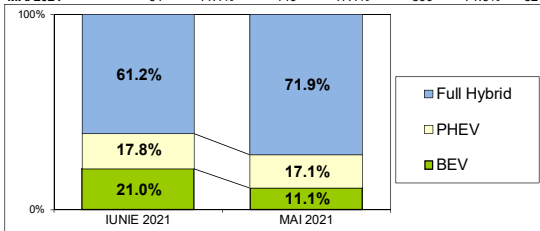
| MARCA | Iunie 2021 | 2021 | Pondere % | Var. an anterior |
|---------------|-------------|--------------|---------------|------------------|
| DACIA | 729 | 3002 | 26.4% | -44.7% |
| SKODA | 323 | 1811 | 15.9% | 30.6% |
| BMW | 176 | 1147 | 10.1% | 46.7% |
| VOLKSWAGEN | 235 | 1047 | 9.2% | -43.4% |
| FORD | 112 | 884 | 7.8% | 3.6% |
| MERCEDES BENZ | 146 | 762 | 6.7% | 26.6% |
| PEUGEOT | 72 | 592 | 5.2% | -45.4% |
| AUDI | 78 | 378 | 3.3% | 58.2% |
| RENAULT | 57 | 299 | 2.6% | -0.3% |
| KIA | 73 | 260 | 2.3% | 80.6% |
| Rest | 162 | 1208 | 10.6% | - |
| TOTAL | 2163 | 11390 | 100.0% | -19.8% |

Top 10 benzina - marci

| MARCA | Iunie 2021 | 2021 | Pondere % | Var. an anterior |
|--------------|-------------|--------------|-------------|------------------|
| DACIA | 2263 | 7331 | 24.1% | -19.9% |
| HYUNDAI | 577 | 2678 | 8.8% | -17.8% |
| FORD | 693 | 2580 | 8.5% | 61.6% |
| RENAULT | 809 | 2519 | 8.3% | -18.8% |
| SKODA | 628 | 2437 | 8.0% | 0.4% |
| VOLKSWAGEN | 549 | 2088 | 6.9% | 4.5% |
| SUZUKI | 751 | 1932 | 6.4% | 29.7% |
| MAZDA | 308 | 957 | 3.2% | 12.2% |
| TOYOTA | 172 | 769 | 2.5% | -23.6% |
| CITROEN | 115 | 740 | 2.4% | 50.1% |
| Rest | 1381 | 6337 | 20.9% | - |
| TOTAL | 8246 | 30368 | 100% | -4.8% |

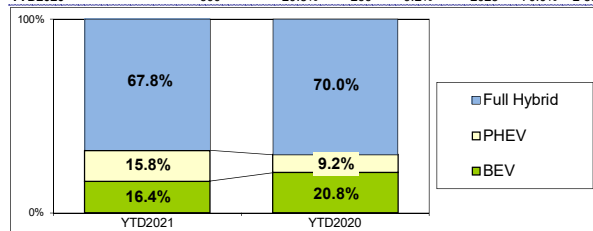
Segmentare autoturisme electrificate / Electrified PC segmentation

| | BEV | PHEV | Full Hybrid | total | | | |
|------------|-----|-------|-------------|-------|-----|-------|-------|
| IUNIE 2021 | 281 | 21.0% | 239 | 17.8% | 819 | 61.2% | 1 339 |
| MAI 2021 | 91 | 11.1% | 140 | 17.1% | 590 | 71.9% | 821 |



Categoria Full Hybrid nu include si Mild Hybrid

| | BEV | PHEV | Full Hybrid | total | | | |
|---------|-----|-------|-------------|-------|------|-------|-------|
| YTD2021 | 873 | 16.4% | 841 | 15.8% | 3612 | 67.8% | 5 326 |
| YTD2020 | 600 | 20.8% | 266 | 9.2% | 2023 | 70.0% | 2 889 |



Inmatriculari autoturisme electrificate pe marca / Electrified Passenger car registrations by make

Top Marci - Electrice

| MARCA | 2021 | 2020 | Var. % |
|---------------|------------|------------|--------------|
| VOLKSWAGEN | 263 | 61 | 331.1% |
| RENAULT | 73 | 256 | -71.5% |
| BMW | 69 | 57 | 21.1% |
| PEUGEOT | 69 | 11 | 527.3% |
| DACIA | 65 | 0 | - |
| HYUNDAI | 60 | 39 | 53.8% |
| MINI | 39 | 1 | >900% |
| MERCEDES BENZ | 36 | 13 | 176.9% |
| MAZDA | 35 | 0 | - |
| NISSAN | 27 | 36 | -25.0% |
| Altele | 137 | 126 | - |
| TOTAL | 873 | 600 | 45.5% |

Top Marci - Plug-in hybrid

| MARCA | 2021 | 2020 | Var. % |
|---------------|------------|------------|---------------|
| MERCEDES BENZ | 180 | 22 | 718.2% |
| BMW | 139 | 54 | 157.4% |
| VOLVO | 119 | 48 | 147.9% |
| RENAULT | 107 | 0 | - |
| FORD | 65 | 17 | 282.4% |
| HYUNDAI | 31 | 18 | 72.2% |
| MITSUBISHI | 30 | 30 | 0.0% |
| PORSCHE | 29 | 36 | -19.4% |
| SKODA | 27 | 2 | >900% |
| VOLKSWAGEN | 24 | 5 | 380.0% |
| Altele | 90 | 34 | - |
| TOTAL | 841 | 266 | 216.2% |

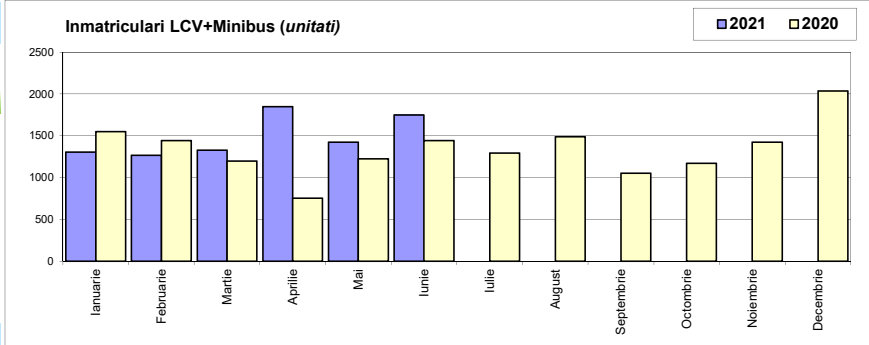
Top Marci - Full Hybrid

| MARCA | 2021 | 2020 | Var. % |
|--------------|-------------|-------------|--------------|
| TOYOTA | 2837 | 1730 | 64.0% |
| HYUNDAI | 406 | 55 | 638.2% |
| RENAULT | 112 | 0 | - |
| LEXUS | 82 | 103 | -20.4% |
| FORD | 76 | 46 | 65.2% |
| HONDA | 65 | 63 | 3.2% |
| SUBARU | 15 | 6 | 150.0% |
| KIA | 12 | 20 | -40.0% |
| SUZUKI | 7 | 0 | - |
| TOTAL | 3612 | 2023 | 78.5% |

Inmatriculari comerciale usoare si minibus / LCV & Minibus registrations

| Luna/An | 2021 | 2020 | Variatie |
|--------------|--------------|--------------|--------------|
| Ianuarie | 1 305 | 1 549 | -15.8% |
| Februarie | 1 266 | 1 442 | -12.2% |
| Martie | 1 327 | 1 199 | 10.7% |
| Aprilie | 1 849 | 756 | 144.6% |
| Mai | 1 423 | 1 227 | 16.0% |
| Iunie | 1 750 | 1 445 | 21.1% |
| Iulie | | 1 293 | - |
| August | | 1 490 | - |
| Septembrie | | 1 054 | - |
| Octombrie | | 1 172 | - |
| Noiembrie | | 1 425 | - |
| Decembrie | | 2 036 | - |
| Total | 8 920 | 7 618 | 17.1% |

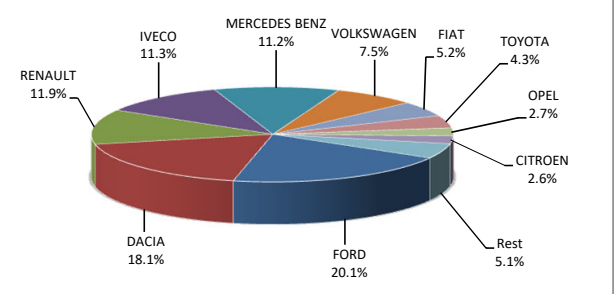
16 088



Inmatriculari comerciale <3.5t si minibus - marci / LCV + minibus registrations by make

| MARCA | lunie unitati | Var. luna sim. an anterior | 2021 unitati | Var. an anterior |
|---------------|---------------|----------------------------|--------------|------------------|
| FORD | 299 | 12.4% | 1797 | 24.8% |
| DACIA | 326 | 62.2% | 1616 | 35.3% |
| RENAULT | 322 | 177.6% | 1063 | 23.3% |
| IVECO | 186 | 34.8% | 1005 | 55.6% |
| MERCEDES BENZ | 205 | 39.5% | 995 | 4.2% |
| VOLKSWAGEN | 115 | 23.7% | 666 | -12.5% |
| FIAT | 74 | -75.0% | 460 | -3.6% |
| TOYOTA | 53 | 55.9% | 381 | 104.8% |
| OPEL | 47 | -46.0% | 244 | -48.8% |
| CITROEN | 39 | 178.6% | 235 | 100.9% |
| Rest | 84 | 58.5% | 458 | - |
| TOTAL | 1750 | 21.1% | 8920 | 17.1% |

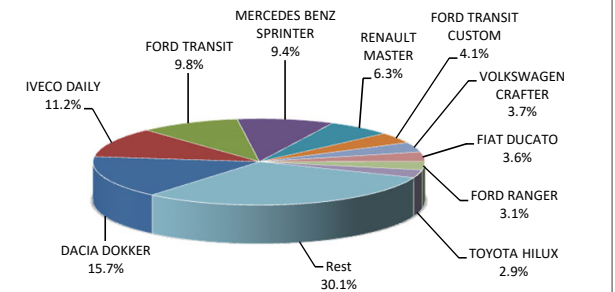
Inmatriculari LCV si minibus - marci - 2021



Inmatriculari comerciale <3.5t si minibus - modele / LCV + minibus registrations by models

| MODEL | lunie unitati | Var. luna sim. an anterior | 2021 unitati | Var. an anterior |
|------------------------|---------------|----------------------------|--------------|------------------|
| DACIA DOKKER | 308 | 54.0% | 1404 | 22.6% |
| IVECO DAILY | 186 | 34.8% | 1003 | 55.7% |
| FORD TRANSIT | 152 | 35.7% | 870 | 34.9% |
| MERCEDES BENZ SPRINTER | 167 | 53.2% | 840 | 15.2% |
| RENAULT MASTER | 121 | 77.9% | 566 | -4.1% |
| FORD TRANSIT CUSTOM | 64 | 60.0% | 363 | 36.0% |
| VOLKSWAGEN CRAFTER | 40 | 2.6% | 328 | 13.9% |
| FIAT DUCATO | 55 | -69.3% | 317 | 2.3% |
| FORD RANGER | 43 | -31.7% | 280 | 17.6% |
| TOYOTA HILUX | 36 | 56.5% | 262 | 103.1% |
| Rest | 578 | 21.9% | 2687 | - |
| TOTAL | 1750 | 21.1% | 8920 | 17.1% |

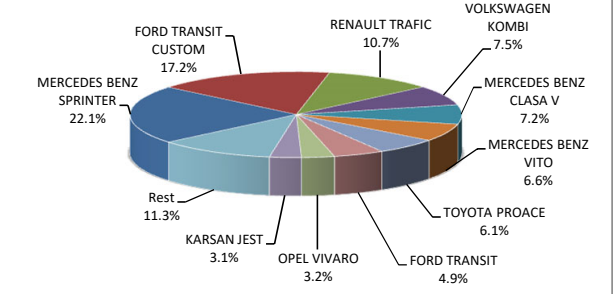
Inmatriculari LCV si minibus - modele - 2021



Inmatriculari minibus - modele / Minibus registrations by models

| MODEL | lunie unitati | Var. luna sim. an anterior | 2021 unitati | Var. an anterior |
|------------------------|---------------|----------------------------|--------------|------------------|
| MERCEDES BENZ SPRINTER | 27 | -20.6% | 180 | -16.3% |
| FORD TRANSIT CUSTOM | 14 | -6.7% | 140 | 16.7% |
| RENAULT TRAFIC | 6 | -68.4% | 87 | -37.4% |
| VOLKSWAGEN KOMBI | 7 | 600.0% | 61 | 0.0% |
| MERCEDES BENZ CLASA V | 14 | 7.7% | 59 | -1.7% |
| MERCEDES BENZ VITO | 18 | 50.0% | 54 | -36.5% |
| TOYOTA PROACE | 9 | 28.6% | 50 | 85.2% |
| FORD TRANSIT | 5 | -28.6% | 40 | 60.0% |
| OPEL VIVARO | 8 | 14.3% | 26 | 18.2% |
| KARSAN JEST | 0 | -100.0% | 25 | 400.0% |
| Rest | 24 | 9.1% | 92 | - |
| TOTAL | 132 | -5.0% | 814 | -8.8% |

Inmatriculari minibus - modele - 2021



Inmatriculari pick-up - modele / Pick-up registrations by models

| MODEL | lunie unitati | Var. luna sim. an anterior | 2021 unitati | Var. an anterior |
|-----------------------|---------------|----------------------------|--------------|------------------|
| FORD RANGER | 43 | -31.7% | 280 | 17.6% |
| TOYOTA HILUX | 36 | 56.5% | 262 | 103.1% |
| DACIA DUSTER | 6 | - | 175 | - |
| NISSAN NAVARA | 2 | -84.6% | 104 | 9.5% |
| ISUZU D-MAX | 16 | 128.6% | 52 | -7.1% |
| MITSUBISHI L200 | 15 | 25.0% | 44 | -46.3% |
| SSANGYONG MUSSO GRAND | 0 | - | 10 | 233.3% |
| VOLKSWAGEN AMAROK | 1 | -83.3% | 7 | -80.0% |
| DODGE RAM | 0 | - | 2 | 100.0% |
| FORD F150 | 0 | - | 2 | - |
| Rest | 1 | -50.0% | 4 | - |
| TOTAL | 120 | -4.8% | 942 | 41.7% |

Inmatriculari pick-up - modele - 2021

