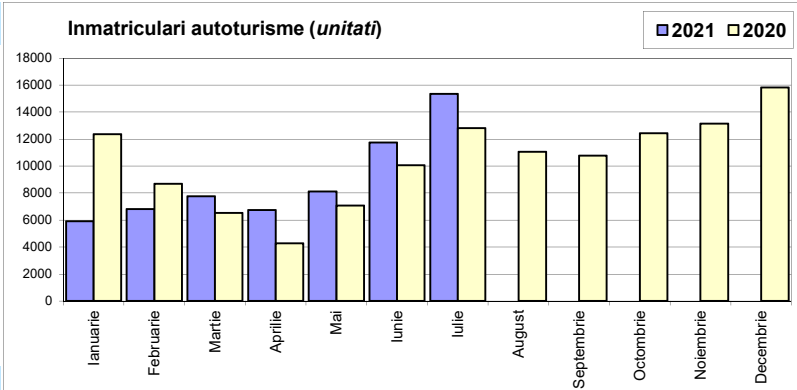


Inmatriculari autoturisme / Passenger car registrations

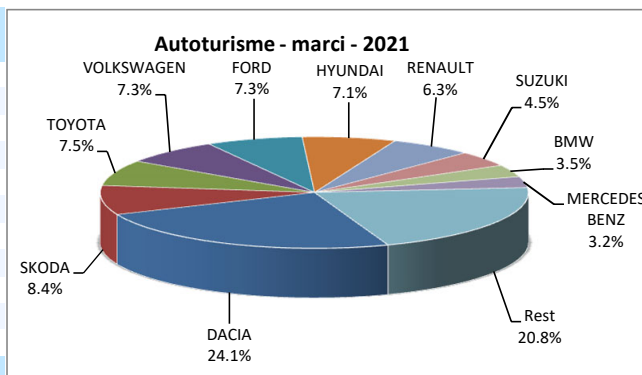
Luna/An	2021	2020	Variatie
Ianuarie	5 913	12 368	-52.2%
Februarie	6 814	8 688	-21.6%
Martie	7 752	6 532	18.7%
Aprilie	6 747	4 265	58.2%
Mai	8 110	7 067	14.8%
Iunie	11 748	10 060	16.8%
Iulie	15 358	12 815	19.8%
August		11 055	-
Septembrie		10 777	-
Octombrie		12 420	-
Noiembrie		13 143	-
Decembrie		15 814	-
Total	62 442	61 795	1.0%

125 004



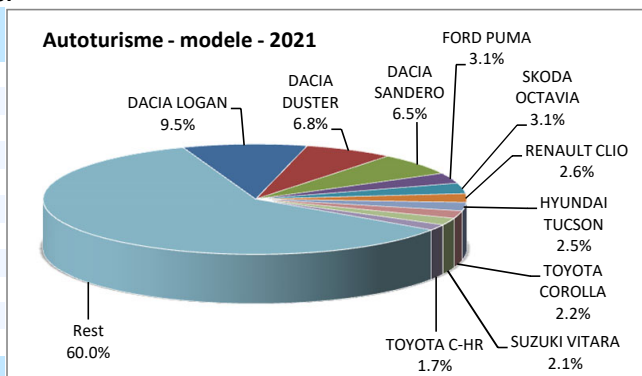
Top inmatriculari autoturisme - marci / Passenger car top - by make

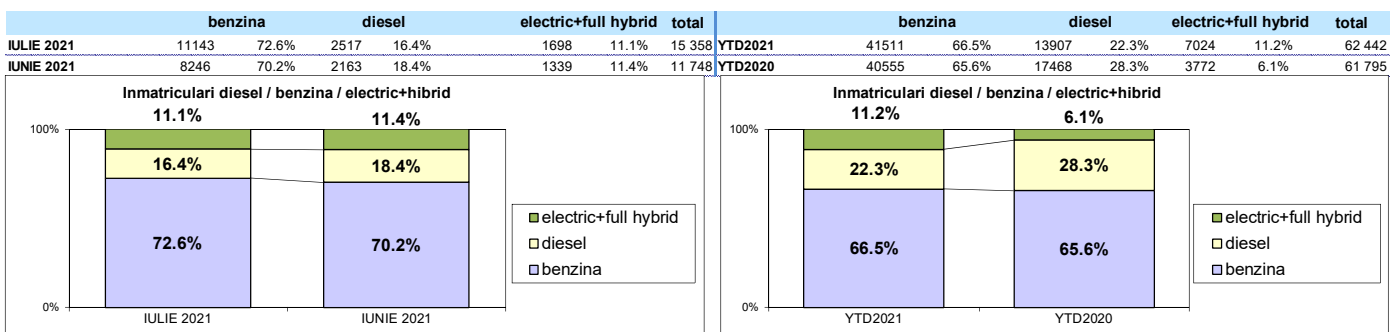
MARCA	Iulie unitati	Var. luna sim. an anterior	2021 unitati	Var. an anterior
DACIA	4650	6.3%	15048	-20.6%
SKODA	971	-13.5%	5273	5.5%
TOYOTA	971	52.4%	4665	35.8%
VOLKSWAGEN	1153	19.5%	4575	-6.3%
FORD	947	38.0%	4552	42.3%
HYUNDAI	1168	104.9%	4411	8.5%
RENAULT	815	-20.0%	3925	-16.1%
SUZUKI	867	122.9%	2806	49.3%
BMW	339	46.1%	2196	39.4%
MERCEDES BENZ	307	19.5%	1987	17.0%
Rest	3170	23.8%	13004	-
TOTAL	15358	19.8%	62442	1.0%



Top inmatriculari autoturisme - modele / Passenger car top - by model

MODEL	Iulie unitati	Var. luna sim. an anterior	2021 unitati	Var. an anterior
DACIA LOGAN	1843	-14.6%	5906	-29.3%
DACIA DUSTER	1255	33.2%	4251	-10.1%
DACIA SANDERO	1449	23.8%	4075	-10.9%
FORD PUMA	490	126.9%	1930	235.7%
SKODA OCTAVIA	310	16.5%	1918	6.9%
RENAULT CLIO	244	-53.2%	1595	-23.1%
HYUNDAI TUCSON	361	231.2%	1546	49.5%
TOYOTA COROLLA	322	125.2%	1390	66.5%
SUZUKI VITARA	292	74.9%	1304	74.1%
TOYOTA C-HR	196	5.4%	1068	19.9%
Rest	8596	23.9%	37459	-
TOTAL	15358	19.8%	62442	1.0%





Categoria Full Hybrid nu include si Mild Hybrid

Inmatriculari autoturisme in functie de tipul de combustibil / Passenger car registrations by fuel type

Luna/An	2021				Pondere				Variatie 21/20			
	Diesel	Benzina	EV	HEV	Diesel	Benzina	EV	HEV	diesel	benzina	EV	HEV
Ianuarie	1 567	3 499	263	584	26.5%	59.2%	4.4%	9.9%	-52.7%	-58.3%	17.9%	30.1%
Februarie	1 757	4 235	262	560	25.8%	62.2%	3.8%	8.2%	-32.2%	-24.0%	101.5%	42.5%
Martie	2 099	4 826	249	578	27.1%	62.3%	3.2%	7.5%	-5.5%	20.9%	236.5%	136.9%
Aprilie	1 722	4 355	189	481	25.5%	64.5%	2.8%	7.1%	-6.2%	99.6%	173.9%	168.7%
Mai	2 082	5 207	231	590	25.7%	64.2%	2.8%	7.3%	6.4%	10.5%	54.2%	288.9%
Iunie	2 163	8 246	520	819	18.4%	70.2%	4.4%	7.0%	-5.3%	17.0%	89.1%	80.8%
Iulie	2 517	11 143	647	1 051	16.4%	72.6%	4.2%	6.8%	-22.9%	28.6%	50.8%	131.5%
August	-	-	-	-	-	-	-	-	-	-	-	-
Septembrie	-	-	-	-	-	-	-	-	-	-	-	-
Octombrie	-	-	-	-	-	-	-	-	-	-	-	-
Noiembrie	-	-	-	-	-	-	-	-	-	-	-	-
Decembrie	-	-	-	-	-	-	-	-	-	-	-	-
Total	13 907	41 511	2 361	4 663	22.3%	66.5%	3.8%	7.5%	-20.4%	2.4%	82.3%	88.3%

Categoria EV cuprinde atat autoturismele electrice 100% si pe cele Plug-in // Categoria HEV cuprinde doar autoturismele Full Hybrid

Top 10 Autoturisme in functie de tipul de alimentare - marci / Top 10 passenger car sales by fuel type and make

Top 10 diesel - marci

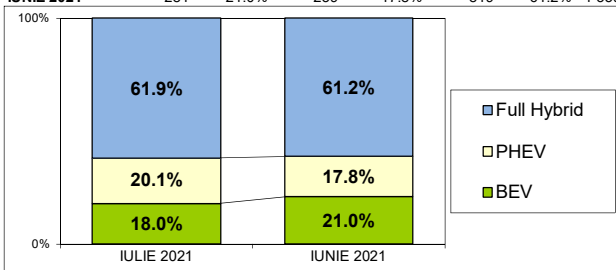
MARCA	Iunie 2021	2021	Pondere %	Var. an anterior
DACIA	997	3999	28.8%	-40.8%
SKODA	267	2078	14.9%	17.9%
BMW	164	1311	9.4%	43.4%
VOLKSWAGEN	198	1245	9.0%	-41.6%
FORD	103	987	7.1%	-6.0%
MERCEDES BENZ	96	858	6.2%	20.8%
PEUGEOT	248	840	6.0%	-35.4%
AUDI	94	472	3.4%	63.3%
KIA	110	370	2.7%	112.6%
RENAULT	53	352	2.5%	-33.5%
Rest	187	1395	10.0%	-
TOTAL	2517	13907	100.0%	-20.4%

Top 10 benzina - marci

MARCA	Iunie 2021	2021	Pondere %	Var. an anterior
DACIA	3653	10984	26.5%	-9.9%
HYUNDAI	954	3632	8.7%	-3.4%
FORD	813	3393	8.2%	64.6%
RENAULT	643	3162	7.6%	-18.2%
SKODA	667	3104	7.5%	3.0%
VOLKSWAGEN	808	2896	7.0%	10.0%
SUZUKI	851	2783	6.7%	48.1%
MAZDA	360	1317	3.2%	24.7%
CITROEN	291	1031	2.5%	70.1%
PEUGEOT	272	999	2.4%	49.1%
Rest	1831	8210	19.8%	-
TOTAL	11143	41511	100%	2.4%

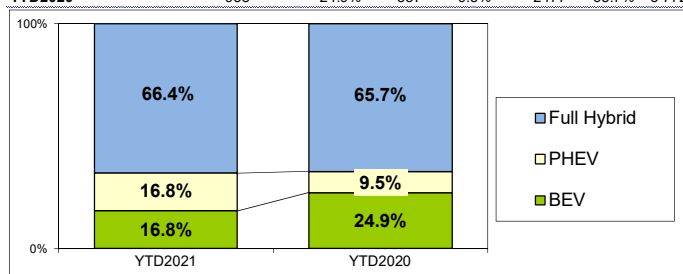
Segmentare autoturisme electrificate / Electrified PC segmentation

	BEV		PHEV		Full Hybrid		total
IULIE 2021	305	18.0%	342	20.1%	1051	61.9%	1 698
IUNIE 2021	281	21.0%	239	17.8%	819	61.2%	1 339



Categoria Full Hybrid nu include si Mild Hybrid

	BEV		PHEV		Full Hybrid		total
YTD2021	1178	16.8%	1183	16.8%	4663	66.4%	7 024
YTD2020	938	24.9%	357	9.5%	2477	65.7%	3 772



Inmatriculari autoturisme electrificate pe marca / Electrified Passenger car registrations by make

Top Marci - Electrice

MARCA	2021	2020	Var. %
VOLKSWAGEN	369	111	232.4%
HYUNDAI	109	65	67.7%
RENAULT	102	285	-64.2%
BMW	82	67	22.4%
PEUGEOT	77	24	220.8%
DACIA	65	0	-
SKODA	56	213	-73.7%
MERCEDES BENZ	53	17	211.8%
MINI	47	3	>900%
MAZDA	43	0	-
Altele	175	153	-
TOTAL	1178	938	25.6%

Top Marci - Plug-in hybrid

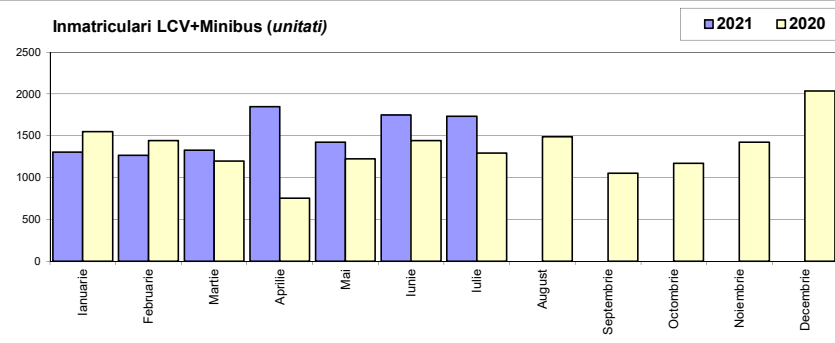
MARCA	2021	2020	Var. %
MERCEDES BENZ	242	38	536.8%
BMW	173	65	166.2%
RENAULT	157	0	-
VOLVO	145	58	150.0%
FORD	79	32	146.9%
HYUNDAI	70	24	191.7%
VOLKSWAGEN	65	5	>900%
MITSUBISHI	38	39	-2.6%
SKODA	35	10	250.0%
PORSCHE	34	43	-20.9%
Altele	145	43	-
TOTAL	1183	357	231.4%

Top Marci - Full Hybrid

MARCA	2021	2020	Var. %
TOYOTA	3621	2130	70.0%
HYUNDAI	530	76	597.4%
RENAULT	152	0	-
HONDA	104	74	40.5%
LEXUS	102	113	-9.7%
FORD	93	56	66.1%
KIA	25	21	19.0%
SUZUKI	21	0	-
SUBARU	15	7	114.3%
TOTAL	4663	2477	88.3%

Inmatriculari comerciale usoare si minibus / LCV & Minibus registrations

Luna/An	2021	2020	Variatie
Ianuarie	1 305	1 549	-15.8%
Februarie	1 266	1 442	-12.2%
Martie	1 327	1 199	10.7%
Aprilie	1 849	756	144.6%
Mai	1 423	1 227	16.0%
Iunie	1 750	1 445	21.1%
Iulie	1 734	1 293	34.1%
August	1 490	-	-
Septembrie	1 054	-	-
Octombrie	1 172	-	-
Noiembrie	1 425	-	-
Decembrie	2 036	-	-
Total	10 654	8 911	19.6%

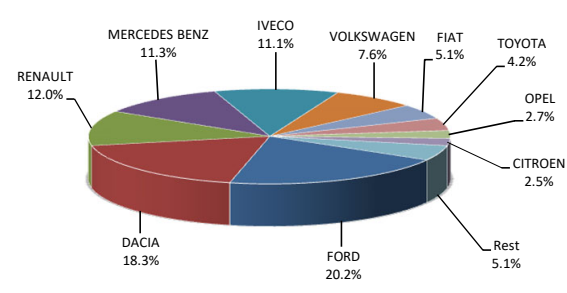


16 088

Inmatriculari comerciale <3.5t si minibus - marci / LCV + minibus registrations by make

MARCA	Iulie unitati	Var. luna sim. an anterior	2021 unitati	Var. an anterior
FORD	354	33.1%	2151	26.1%
DACIA	335	210.2%	1951	49.8%
RENAULT	212	66.9%	1275	28.9%
MERCEDES BENZ	205	23.5%	1200	7.0%
IVECO	175	42.3%	1180	53.4%
VOLKSWAGEN	141	4.4%	807	-9.9%
FIAT	81	-48.4%	541	-14.7%
TOYOTA	71	29.1%	452	87.6%
OPEL	41	-51.2%	285	-49.2%
CITROEN	29	81.3%	264	98.5%
Rest	90	60.7%	548	-
TOTAL	1734	34.1%	10654	19.6%

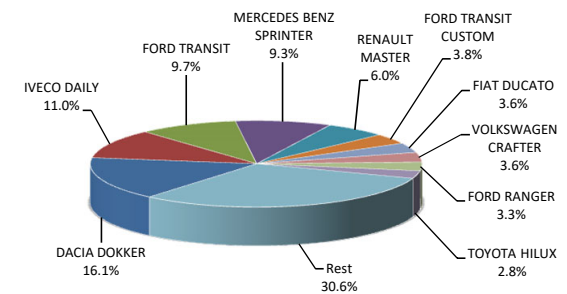
Inmatriculari LCV si minibus - marci - 2021



Inmatriculari comerciale <3.5t si minibus - modele / LCV + minibus registrations by models

MODEL	Iulie unitati	Var. luna sim. an anterior	2021 unitati	Var. an anterior
DACIA DOKKER	313	195.3%	1717	37.3%
IVECO DAILY	172	39.8%	1175	53.2%
FORD TRANSIT	162	40.9%	1032	35.8%
MERCEDES BENZ SPRINTER	155	29.2%	995	17.2%
RENAULT MASTER	76	-18.3%	642	-6.0%
FORD TRANSIT CUSTOM	44	-2.2%	407	30.4%
FIAT DUCATO	71	-27.6%	388	-4.9%
VOLKSWAGEN CRAFTY	57	5.6%	385	12.6%
FORD RANGER	67	1.5%	347	14.1%
TOYOTA HILUX	41	32.3%	303	89.4%
Rest	576	30.3%	3263	-
TOTAL	1734	34.1%	10654	19.6%

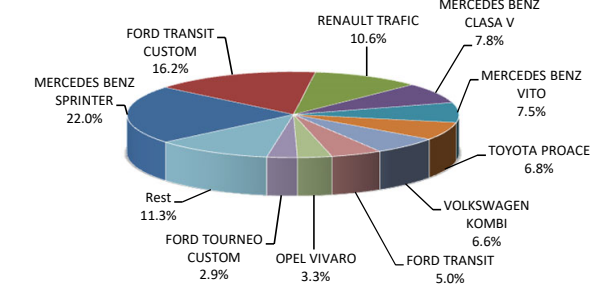
Inmatriculari LCV si minibus - modele - 2021



Inmatriculari minibus - modele / Minibus registrations by models

MODEL	Iulie unitati	Var. luna sim. an anterior	2021 unitati	Var. an anterior
MERCEDES BENZ SPRINTER	38	-13.6%	218	-15.8%
FORD TRANSIT CUSTOM	20	33.3%	160	18.5%
RENAULT TRAFIC	18	-28.0%	105	-36.0%
MERCEDES BENZ CLASA V	18	-5.3%	77	-2.5%
MERCEDES BENZ VITO	20	-9.1%	74	-30.8%
TOYOTA PROACE	17	70.0%	67	81.1%
VOLKSWAGEN KOMBI	4	0.0%	65	0.0%
FORD TRANSIT	9	80.0%	49	63.3%
OPEL VIVARO	7	-56.3%	33	-13.2%
FORD TOURNEO CUSTOM	5	400.0%	29	20.8%
Rest	19	11.8%	112	-
TOTAL	175	-1.7%	989	-7.7%

Inmatriculari minibus - modele - 2021



Inmatriculari pick-up - modele / Pick-up registrations by models

MODEL	Iulie unitati	Var. luna sim. an anterior	2021 unitati	Var. an anterior
FORD RANGER	67	1.5%	347	14.1%
TOYOTA HILUX	41	32.3%	303	89.4%
DACIA DUSTER	11	-	186	>900%
NISSAN NAVARA	4	-20.0%	108	8.0%
MITSUBISHI L200	22	120.0%	66	-28.3%
ISUZU D-MAX	6	0.0%	58	-6.5%
SSANGYONG MUSSO GRAND	1	-	11	266.7%
VOLKSWAGEN AMAROK	0	-100.0%	7	-82.5%
DODGE RAM	0	-	2	100.0%
FORD F150	0	-	2	>900%
Rest	0	-100.0%	4	-
TOTAL	152	19.7%	1094	38.1%

Inmatriculari pick-up - modele - 2021

