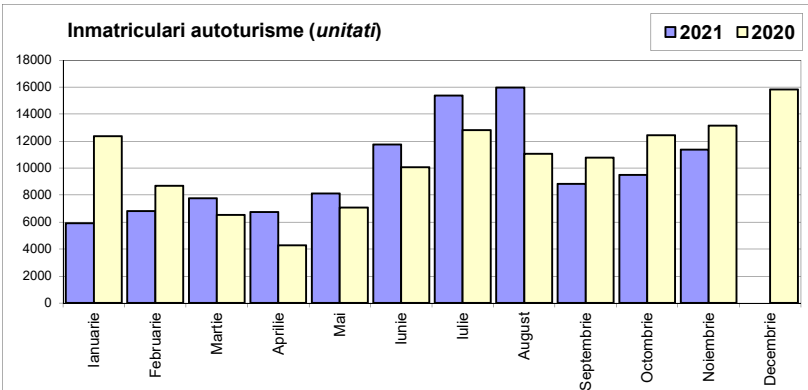


Inmatriculari autoturisme / Passenger car registrations

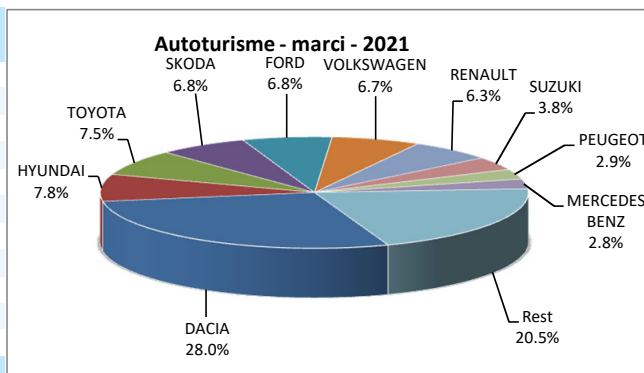
Luna/An	2021	2020	Variatie
Ianuarie	5 915	12 368	-52.2%
Februarie	6 815	8 688	-21.6%
Martie	7 754	6 532	18.7%
Aprilie	6 751	4 265	58.3%
Mai	8 113	7 067	14.8%
Iunie	11 749	10 060	16.8%
Iulie	15 362	12 815	19.9%
August	15 960	11 055	44.4%
Septembrie	8 827	10 777	-18.1%
Octombrie	9 496	12 421	-23.5%
Noiembrie	11 358	13 144	-13.6%
Decembrie		15 814	-
Total	108 100	109 192	-1.0%

125 006



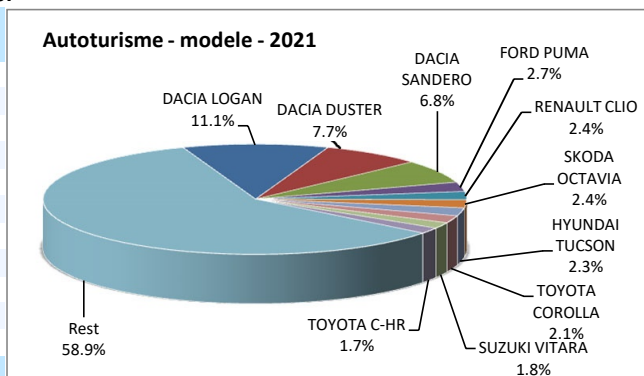
Top inmatriculari autoturisme - marci / Passenger car top - by make

MARCA	Noiembrie unitati	Var. luna sim. an anterior	2021 unitati	Var. an anterior
DACIA	3748	-14.5%	30259	-12.5%
HYUNDAI	964	72.8%	8442	34.1%
TOYOTA	785	38.0%	8126	40.4%
SKODA	433	-60.6%	7340	-14.9%
FORD	836	1.8%	7309	23.6%
VOLKSWAGEN	440	-50.6%	7262	-12.7%
RENAULT	996	-18.6%	6848	-20.3%
SUZUKI	214	-52.2%	4161	19.3%
PEUGEOT	325	-22.1%	3148	0.7%
MERCEDES BENZ	232	0.9%	3068	13.5%
Rest	2385	-4.8%	22137	-
TOTAL	11358	-13.6%	108100	-1.0%



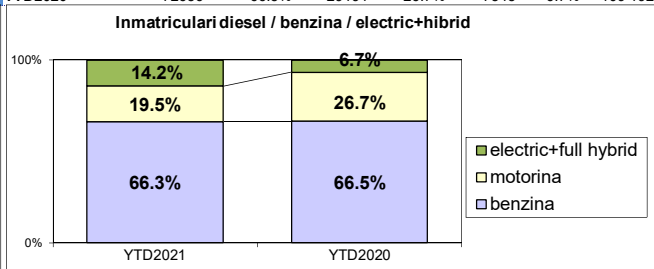
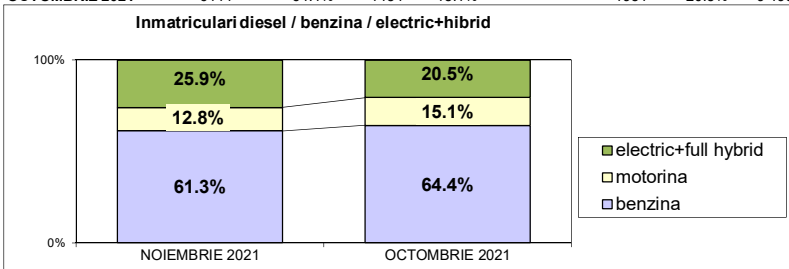
Top inmatriculari autoturisme - modele / Passenger car top - by model

MODEL	Noiembrie unitati	Var. luna sim. an anterior	2021 unitati	Var. an anterior
DACIA LOGAN	1085	-50.4%	11993	-26.2%
DACIA DUSTER	752	-25.7%	8274	2.4%
DACIA SANDERO	607	-36.4%	7397	-11.7%
FORD PUMA	148	-56.6%	2972	88.5%
RENAULT CLIO	332	-22.8%	2618	-26.5%
SKODA OCTAVIA	125	-72.1%	2550	-16.6%
HYUNDAI TUCSON	248	112.0%	2536	61.1%
TOYOTA COROLLA	218	55.7%	2317	55.9%
SUZUKI VITARA	111	-48.4%	1901	21.0%
TOYOTA C-HR	209	28.2%	1888	21.4%
Rest	7523	5.5%	63654	-
TOTAL	11358	-13.6%	108100	-1.0%



Segmentare autoturisme dupa tipul de combustibil / PC segmentation by type of fuel

	benzina		motorina		electric+full hybrid		total	benzina		motorina		lectric+full hybri		total	
NOIEMBRIE 2021	6962	61.3%	1458	12.8%	2938	25.9%	11 358	YTD2021	71711	66.3%	21066	19.5%	15323	14.2%	108 100
OCTOMBRIE 2021	6111	64.4%	1434	15.1%	1951	20.5%	9 496	YTD2020	72656	66.5%	29191	26.7%	7345	6.7%	109 192



Categoria Full Hybrid nu include si Mild Hybrid // Full Hybrid category does not include Mild Hybrid vehicles

Inmatriculari autoturisme in functie de tipul de combustibil / Passenger car registrations by fuel type

Luna/An	2021				Pondere				Variatie 21/20			
	Motorina	Benzina	EV	HEV	Motorina	Benzina	EV	HEV	motorina	benzina	EV	HEV
Ianuarie	1 569	3 499	263	584	26.5%	59.2%	4.4%	9.9%	-52.6%	-58.3%	17.9%	30.1%
Februarie	1 757	4 236	262	560	25.8%	62.2%	3.8%	8.2%	-32.2%	-24.0%	101.5%	42.5%
Martie	2 101	4 826	249	578	27.1%	62.2%	3.2%	7.5%	-5.4%	20.9%	236.5%	136.9%
Aprilie	1 726	4 355	189	481	25.6%	64.5%	2.8%	7.1%	-5.9%	99.6%	173.9%	168.7%
Mai	2 085	5 207	231	590	25.7%	64.2%	2.8%	7.3%	6.6%	10.5%	143.2%	93.4%
Iunie	2 164	8 246	520	819	18.4%	70.2%	4.4%	7.0%	-5.3%	17.0%	89.1%	80.8%
Iulie	2 520	11 144	647	1 051	16.4%	72.5%	4.2%	6.8%	-22.8%	28.6%	50.8%	131.5%
August	3 009	10 974	797	1 180	18.9%	68.8%	5.0%	7.4%	8.0%	46.8%	155.4%	146.9%
Septembrie	1 243	6 151	607	826	14.1%	69.7%	6.9%	9.4%	-45.6%	-19.8%	71.0%	75.0%
Octombrie	1 434	6 111	1 054	897	15.1%	64.4%	11.1%	9.4%	-55.9%	-25.2%	122.8%	71.5%
Noiembrie	1 458	6 962	2 006	932	12.8%	61.3%	17.7%	8.2%	-57.1%	-20.7%	325.0%	91.0%
Decembrie	-	-	-	-	-	-	-	-	-	-	-	-
Total	21 066	71 711	6 825	8 498	19.5%	66.3%	6.3%	7.9%	-27.8%	-1.3%	134.8%	91.5%

Categoria EV cuprinde atat autoturismele electrice 100% si pe cele Plug-in // Categoria HEV cuprinde doar autoturismele Full Hybrid

Top 10 Autoturisme in functie de tipul de alimentare - marci / Top 10 passenger car sales by fuel type and make

Top 10 Motorina - marci

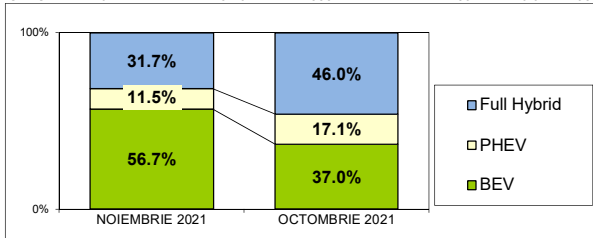
MARCA	Noiembrie 2021	2021	Pondere %	Var. an anterior
DACIA	395	6873	32.6%	-41.2%
SKODA	122	2563	12.2%	-18.6%
VOLKSWAGEN	59	1816	8.6%	-42.0%
BMW	96	1696	8.1%	13.0%
PEUGEOT	137	1321	6.3%	-28.1%
FORD	83	1306	6.2%	-25.0%
MERCEDES BENZ	59	1201	5.7%	6.7%
AUDI	65	815	3.9%	36.5%
KIA	91	699	3.3%	160.8%
RENAULT	32	505	2.4%	-50.6%
Rest	319	2271	10.8%	-
TOTAL	1458	21066	100.0%	-27.8%

Top 10 Benzina - marci

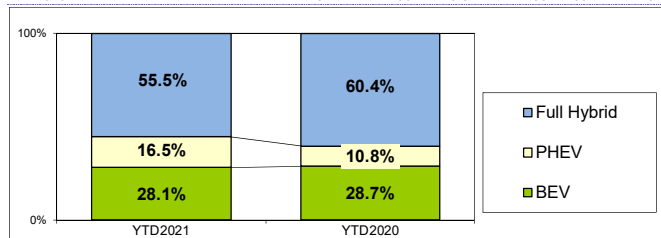
MARCA	Noiembrie 2021	2021	Pondere %	Var. an anterior
DACIA	2158	21849	30.5%	-4.5%
HYUNDAI	730	6773	9.4%	18.9%
FORD	660	5528	7.7%	38.6%
RENAULT	836	5494	7.7%	-21.6%
SKODA	264	4529	6.3%	-11.0%
VOLKSWAGEN	233	4420	6.2%	-7.9%
SUZUKI	204	4094	5.7%	17.5%
MAZDA	166	2266	3.2%	21.3%
KIA	199	1739	2.4%	11.3%
PEUGEOT	169	1669	2.3%	37.9%
Rest	1343	13350	18.6%	-
TOTAL	6962	71711	100%	-1.3%

Segmentare autoturisme electrificate / Electrified PC segmentation

	BEV		PHEV		Full Hybrid		total
NOIEMBRIE 2021	1667	56.7%	339	11.5%	932	31.7%	2 938
OCTOMBRIE 2021	721	37.0%	333	17.1%	897	46.0%	1 951



	BEV		PHEV		Full Hybrid		total
YTD2021	4301	28.1%	2524	16.5%	8498	55.5%	15 323
YTD2020	2111	28.7%	796	10.8%	4438	60.4%	7 345



Categoria Full Hybrid nu include si Mild Hybrid

Inmatriculari autoturisme electrificate pe marca / Electrified Passenger car registrations by make

Top Marci - Electrice

MARCA	2021	2020	Var. %
DACIA	1537	0	-
VOLKSWAGEN	876	375	133.6%
HYUNDAI	385	220	75.0%
RENAULT	282	562	-49.8%
SKODA	151	346	-56.4%
BMW	137	102	34.3%
PEUGEOT	134	77	74.0%
TESLA	126	56	125.0%
MERCEDES BENZ	117	43	172.1%
MINI	79	18	338.9%
Altele	477	312	-
TOTAL	4301	2111	103.7%

Top Marci - Plug-in hybrid

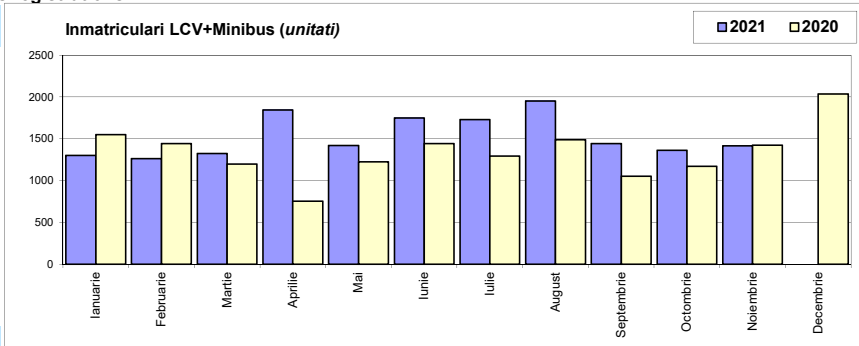
MARCA	2021	2020	Var. %
MERCEDES BENZ	501	125	300.8%
BMW	318	107	197.2%
HYUNDAI	305	47	548.9%
VOLVO	259	123	110.6%
FORD	235	84	179.8%
RENAULT	229	2	>900%
VOLKSWAGEN	150	11	>900%
SKODA	97	46	110.9%
MITSUBISHI	75	92	-18.5%
AUDI	70	7	900.0%
Altele	285	152	-
TOTAL	2524	796	217.1%

Top Marci - Full Hybrid

MARCA	2021	2020	Var. %
TOYOTA	6474	3806	70.1%
HYUNDAI	893	159	461.6%
RENAULT	338	0	-
HONDA	274	146	87.7%
FORD	225	98	129.6%
LEXUS	185	172	7.6%
SUZUKI	53	0	-
KIA	36	41	-12.2%
SUBARU	20	16	25.0%
TOTAL	8498	4438	91.5%

Inmatriculari comerciale usoare si minibus / LCV & Minibus registrations

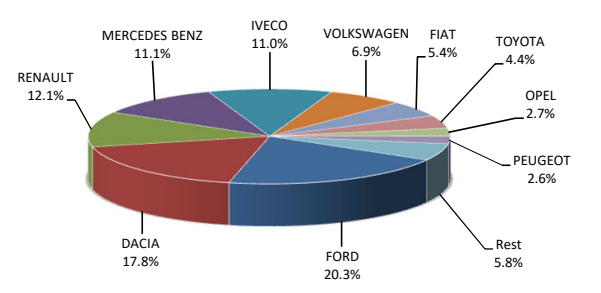
Luna/An	2021	2020	Variatie
Ianuarie	1 303	1 549	-15.9%
Februarie	1 265	1 442	-12.3%
Martie	1 325	1 199	10.5%
Aprilie	1 845	756	144.0%
Mai	1 420	1 227	15.7%
Iunie	1 749	1 445	21.0%
Iulie	1 730	1 293	33.8%
August	1 952	1 490	31.0%
Septembrie	1 444	1 054	37.0%
Octombrie	1 362	1 171	16.3%
Noiembrie	1 417	1 424	-0.5%
Decembrie		2 036	-
Total	16 812	14 050	19.7%



Inmatriculari comerciale <3.5t si minibus - marci / LCV + minibus registrations by make

MARCA	Octombrie unitati	Var. luna sim. an anterior	2021 unitati	Var. an anterior
FORD	350	59.1%	3405	25.2%
DACIA	157	-51.8%	2991	53.9%
RENAULT	156	0.0%	2031	35.3%
MERCEDES BENZ	125	-19.9%	1861	6.5%
IVECO	156	43.1%	1854	49.4%
VOLKSWAGEN	68	-40.9%	1157	-15.2%
FIAT	67	-8.2%	913	-4.8%
TOYOTA	104	38.7%	737	59.9%
OPEL	43	-51.1%	454	-55.2%
PEUGEOT	56	19.1%	438	-6.0%
Rest	135	128.8%	971	-
TOTAL	1417	-0.5%	16812	19.7%

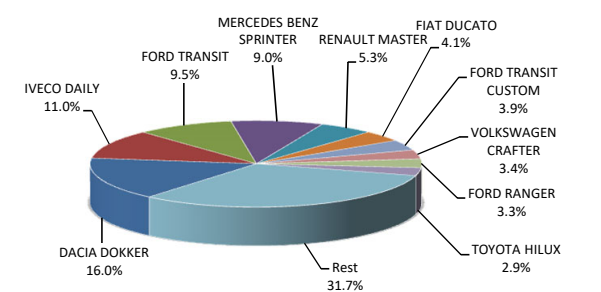
Inmatriculari LCV si minibus - marci - 2021



Inmatriculari comerciale <3.5t si minibus - modele / LCV + minibus registrations by models

MODEL	Octombrie unitati	Var. luna sim. an anterior	2021 unitati	Var. an anterior
DACIA DOKKER	153	-50.6%	2684	44.4%
IVECO DAILY	156	43.1%	1844	49.1%
FORD TRANSIT	168	57.0%	1598	36.2%
MERCEDES BENZ SPRINTER	88	-29.6%	1507	12.4%
RENAULT MASTER	55	-45.0%	896	-9.9%
FIAT DUCATO	61	0.0%	684	5.4%
FORD TRANSIT CUSTOM	71	97.2%	659	32.6%
VOLKSWAGEN CRAFTER	32	-31.9%	567	9.2%
FORD RANGER	38	-5.0%	553	18.7%
TOYOTA HILUX	66	6.5%	495	50.0%
Rest	529	23.9%	5325	-
TOTAL	1417	-0.5%	16812	19.7%

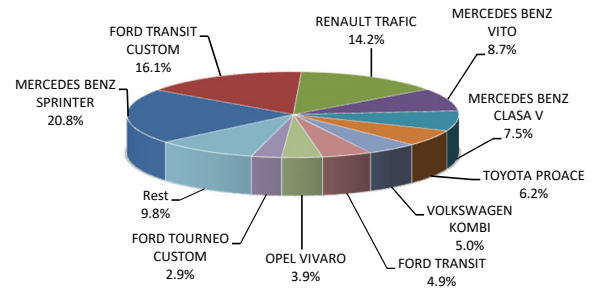
Inmatriculari LCV si minibus - modele - 2021



Inmatriculari minibus - modele / Minibus registrations by models

MODEL	Octombrie unitati	Var. luna sim. an anterior	2021 unitati	Var. an anterior
MERCEDES BENZ SPRINTER	27	-34.1%	334	-15.7%
FORD TRANSIT CUSTOM	18	5.9%	258	18.9%
RENAULT TRAFIC	29	38.1%	228	-5.8%
MERCEDES BENZ VITO	6	-57.1%	139	-8.6%
MERCEDES BENZ CLASA V	15	50.0%	121	1.7%
TOYOTA PROACE	19	850.0%	99	106.3%
VOLKSWAGEN KOMBI	2	-80.0%	80	-20.0%
FORD TRANSIT	12	140.0%	78	69.6%
OPEL VIVARO	6	50.0%	63	5.0%
FORD TOURNEO CUSTOM	3	-70.0%	47	9.3%
Rest	12	-58.6%	158	-
TOTAL	149	-8.6%	1605	-2.5%

Inmatriculari minibus - modele - 2021



Inmatriculari pick-up - modele / Pick-up registrations by models

MODEL	Octombrie unitati	Var. luna sim. an anterior	2021 unitati	Var. an anterior
FORD RANGER	38	-5.0%	553	18.7%
TOYOTA HILUX	66	6.5%	495	50.0%
DACIA DUSTER	1	-	187	>900%
NISSAN NAVARA	6	100.0%	144	-0.7%
ISUZU D-MAX	8	100.0%	87	26.1%
SSANGYONG MUSSO GRAND	1	-	13	333.3%
VOLKSWAGEN AMAROK	0	-100.0%	8	-87.9%
JEEP GLADIATOR	1	-	4	-
FORD F150	0	-	3	-
Rest	1	-	7	-
TOTAL	173	35.2%	1674	30.3%

Inmatriculari pick-up - modele - 2021

