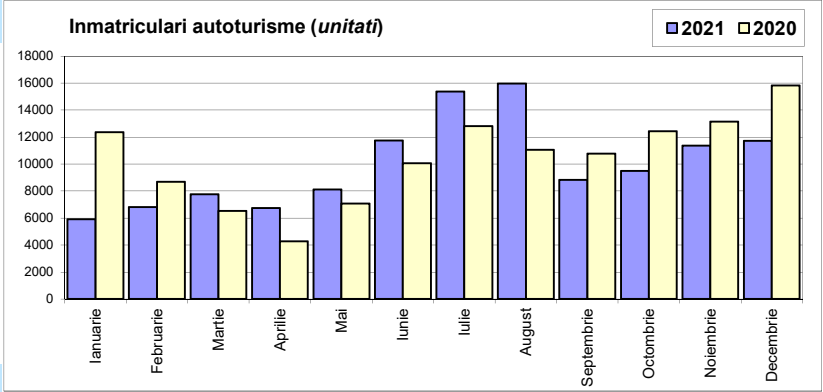


Inmatriculari autoturisme / Passenger car registrations

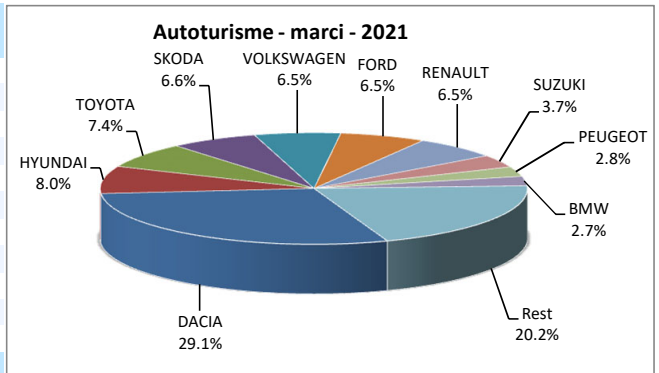
Luna/An	2021	2020	Variatie
Ianuarie	5 915	12 368	-52.2%
Februarie	6 815	8 688	-21.6%
Martie	7 753	6 532	18.7%
Aprilie	6 750	4 265	58.3%
Mai	8 113	7 067	14.8%
Iunie	11 747	10 060	16.8%
Iulie	15 360	12 815	19.9%
August	15 956	11 055	44.3%
Septembrie	8 826	10 777	-18.1%
Octombrie	9 493	12 421	-23.6%
Noiembrie	11 358	13 144	-13.6%
Decembrie	11 731	15 812	-25.8%
Total	119 817	125 004	-4.1%

125 004



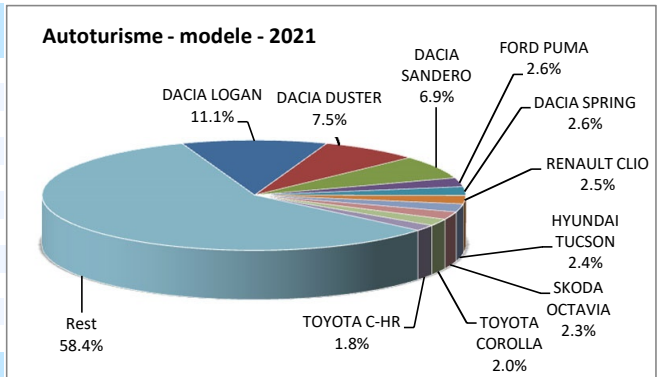
Top inmatriculari autoturisme - marci / Passenger car top - by make

MARCA	Decembrie unitati	Var. luna sim. an anterior	2021 unitati	Var. an anterior
DACIA	4574	-14.7%	34833	-12.8%
HYUNDAI	1090	96.0%	9532	39.1%
TOYOTA	706	22.4%	8832	38.8%
SKODA	627	-62.2%	7967	-22.6%
VOLKSWAGEN	550	-51.2%	7812	-17.3%
FORD	493	-48.8%	7802	13.5%
RENAULT	946	-31.1%	7794	-21.8%
SUZUKI	220	-53.1%	4381	10.7%
PEUGEOT	240	-38.8%	3388	-3.7%
BMW	216	-8.5%	3275	14.5%
Rest	2069	-33.2%	24201	-
TOTAL	11731	-25.8%	119817	-4.1%



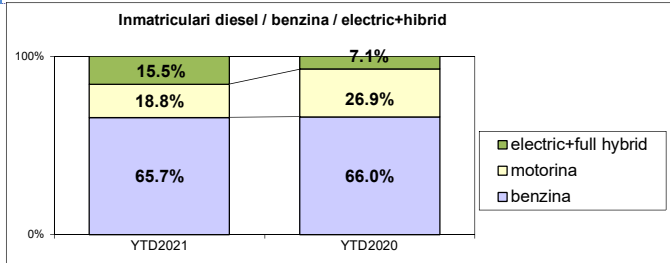
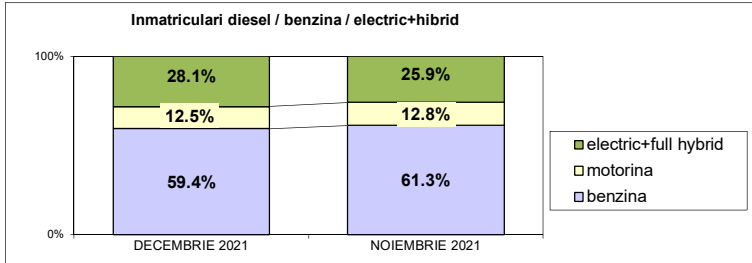
Top inmatriculari autoturisme - modele / Passenger car top - by model

MODEL	Decembrie unitati	Var. luna sim. an anterior	2021 unitati	Var. an anterior
DACIA LOGAN	1277	-42.5%	13270	-28.2%
DACIA DUSTER	771	-55.9%	9045	-7.9%
DACIA SANDERO	830	-20.7%	8227	-12.7%
FORD PUMA	169	-59.7%	3141	57.4%
DACIA SPRING	1531	-	3068	-
RENAULT CLIO	327	-17.0%	2945	-25.6%
HYUNDAI TUCSON	316	887.5%	2852	77.6%
SKODA OCTAVIA	170	-73.8%	2720	-26.6%
TOYOTA COROLLA	133	-14.2%	2450	49.3%
TOYOTA C-HR	213	21.0%	2101	21.4%
Rest	5994	-33.2%	69998	-
TOTAL	11731	-25.8%	119817	-4.1%



Segmentare autoturisme dupa tipul de combustibil / PC segmentation by type of fuel

	benzina		motorina		electric+full hybrid		total		benzina		motorina		electric+full hybrid		total
DECEMBRIE 2021	6967	59.4%	1471	12.5%	3293	28.1%	11 731	YTD2021	78678	65.7%	22537	18.8%	18602	15.5%	119 817
NOIEMBRIE 2021	6962	61.3%	1458	12.8%	2938	25.9%	11 358	YTD2020	82531	66.0%	33573	26.9%	8900	7.1%	125 004



Categoria Full Hybrid nu include si Mild Hybrid // Full Hybrid category does not include Mild Hybrid vehicles

Inmatriculari autoturisme in functie de tipul de combustibil / Passenger car registrations by fuel type

Luna/An	2021				Pondere				Variatie 21/20			
	Motorina	Benzina	EV	HEV	Motorina	Benzina	EV	HEV	motorina	benzina	EV	HEV
Ianuarie	1 569	3 499	263	584	26.5%	59.2%	4.4%	9.9%	-52.6%	-58.3%	17.9%	30.1%
Februarie	1 757	4 236	262	560	25.8%	62.2%	3.8%	8.2%	-32.2%	-24.0%	101.5%	42.5%
Martie	2 101	4 826	248	578	27.1%	62.2%	3.2%	7.5%	-5.4%	20.9%	235.1%	136.9%
Aprilie	1 726	4 355	188	481	25.6%	64.5%	2.8%	7.1%	-5.9%	99.6%	172.5%	168.7%
Mai	2 085	5 207	231	590	25.7%	64.2%	2.8%	7.3%	6.6%	10.5%	143.2%	93.4%
Iunie	2 164	8 246	518	819	18.4%	70.2%	4.4%	7.0%	-5.3%	17.0%	88.4%	80.8%
Iulie	2 520	11 144	645	1 051	16.4%	72.6%	4.2%	6.8%	-22.8%	28.6%	50.3%	131.5%
August	3 009	10 974	793	1 180	18.9%	68.8%	5.0%	7.4%	8.0%	46.8%	154.2%	146.9%
Septembrie	1 243	6 151	606	826	14.1%	69.7%	6.9%	9.4%	-45.6%	70.7%	17.0%	75.0%
Octombrie	1 434	6 111	1 051	897	15.1%	64.4%	11.1%	9.4%	-55.9%	-25.2%	122.2%	71.5%
Noiembrie	1 458	6 962	2 006	932	12.8%	61.3%	17.7%	8.2%	-57.1%	-20.7%	325.0%	91.0%
Decembrie	1 471	6 967	2 404	889	12.5%	59.4%	20.5%	7.6%	-66.4%	-29.4%	146.8%	53.0%
Total	22 537	78 678	9 215	9 387	18.8%	65.7%	7.7%	7.8%	-32.9%	-4.7%	137.4%	87.0%

Categoria EV cuprinde atat autoturismele electrice 100% si pe cele Plug-in // The EV category includes full electric vehicles and Plug-In vehicles.

Categoria HEV cuprinde doar autoturismele Full Hybrid // The HEV category includes only Full Hybrid vehicles

Top 10 Autoturisme in functie de tipul de alimentare - marci / Top 10 passenger car sales by fuel type and make

Top 10 Motorina - marci

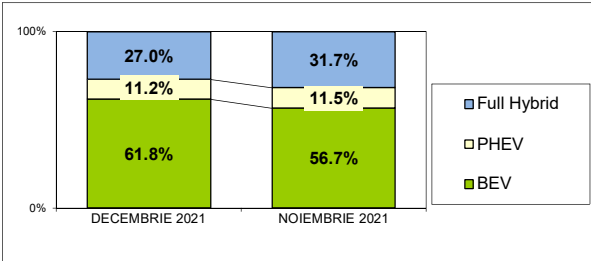
MARCA	Decembrie 2021	2021	Pondere %	Var. an anterior
DACIA	575	7448	33.0%	-46.1%
SKODA	152	2715	12.0%	-26.9%
VOLKSWAGEN	136	1952	8.7%	-44.9%
BMW	92	1788	7.9%	8.9%
FORD	78	1384	6.1%	-30.3%
PEUGEOT	49	1370	6.1%	-31.1%
MERCEDES BENZ	64	1265	5.6%	2.9%
AUDI	72	887	3.9%	32.6%
KIA	71	770	3.4%	164.6%
RENAULT	28	533	2.4%	-56.5%
Rest	154	2425	10.8%	-
TOTAL	1471	22537	100.0%	-32.9%

Top 10 Benzina - marci

MARCA	Decembrie 2021	2021	Pondere %	Var. an anterior
DACIA	2468	24317	30.9%	-6.9%
HYUNDAI	855	7628	9.7%	22.9%
RENAULT	740	6234	7.9%	-20.7%
FORD	324	5852	7.4%	24.7%
SKODA	417	4946	6.3%	-19.5%
VOLKSWAGEN	291	4711	6.0%	-10.0%
SUZUKI	160	4254	5.4%	7.9%
MAZDA	132	2398	3.0%	18.5%
KIA	205	1944	2.5%	15.6%
PEUGEOT	163	1832	2.3%	27.9%
Rest	1212	14562	18.5%	-
TOTAL	6967	78678	100.0%	-4.7%

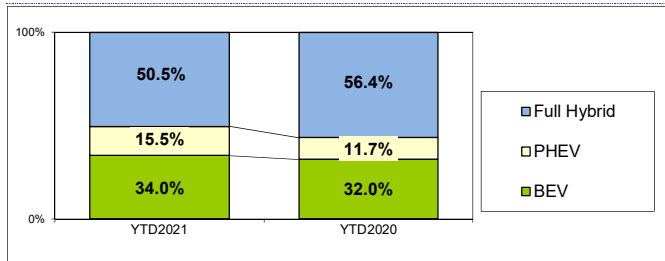
Segmentare autoturisme electrificate / Electrified PC segmentation

	BEV	PHEV	Full Hybrid	total			
DECEMBRIE 2021	2036	61.8%	368	11.2%	889	27.0%	3 293
NOIEMBRIE 2021	1667	56.7%	339	11.5%	932	31.7%	2 938



Categoria Full Hybrid nu include si Mild Hybrid

	BEV	PHEV	Full Hybrid	total			
YTD2021	6323	34.0%	2892	15.5%	9387	50.5%	18 602
YTD2020	2844	32.0%	1037	11.7%	5019	56.4%	8 900



Inmatriculari autoturisme electrificate pe marca / Electrified Passenger car registrations by make

Top Marci - Electrice

MARCA	2021	2020	Var. %
DACIA	3068	0	-
VOLKSWAGEN	985	644	53.0%
HYUNDAI	448	241	85.9%
RENAULT	347	857	-59.5%
TESLA	223	62	259.7%
SKODA	175	354	-50.6%
PEUGEOT	157	97	61.9%
BMW	148	106	39.6%
MERCEDES BENZ	119	66	80.3%
MINI	86	24	258.3%
Altele	567	393	-
TOTAL	6323	2844	122.3%

Top Marci - Plug-in hybrid

MARCA	2021	2020	Var. %
MERCEDES BENZ	552	207	166.7%
HYUNDAI	357	53	573.6%
BMW	354	129	174.4%
VOLVO	291	148	96.6%
FORD	278	91	205.5%
RENAULT	269	19	>900%
VOLKSWAGEN	164	18	811.1%
SKODA	131	71	84.5%
MITSUBISHI	80	114	-29.8%
AUDI	75	8	837.5%
Altele	341	179	-
TOTAL	2892	1037	178.9%

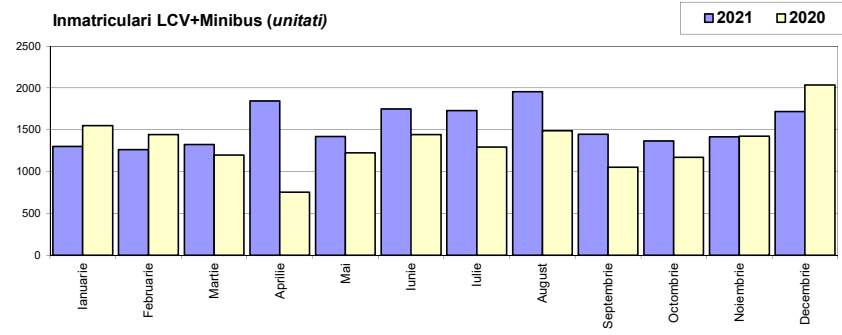
Top Marci - Full Hybrid

MARCA	2021	2020	Var. %
TOYOTA	7016	4252	65.0%
HYUNDAI	1012	173	485.0%
RENAULT	411	4	>900%
HONDA	307	239	28.5%
FORD	267	106	151.9%
LEXUS	201	184	9.2%
SUZUKI	106	0	-
KIA	47	44	6.8%
SUBARU	20	17	17.6%
TOTAL	9387	5019	87.0%

Inmatriculari comerciale usoare si minibus / LCV & Minibus registrations

Luna/An	2021	2020	Variatie
Ianuarie	1 303	1 549	-15.9%
Februarie	1 265	1 442	-12.3%
Martie	1 326	1 199	10.6%
Aprilie	1 846	756	144.2%
Mai	1 420	1 227	15.7%
Iunie	1 751	1 445	21.2%
Iulie	1 732	1 293	34.0%
August	1 956	1 490	31.3%
Septembrie	1 446	1 054	37.2%
Octombrie	1 366	1 171	16.7%
Noiembrie	1 417	1 424	-0.5%
Decembrie	1 719	2 038	-15.7%
Total	18 547	16 088	15.3%

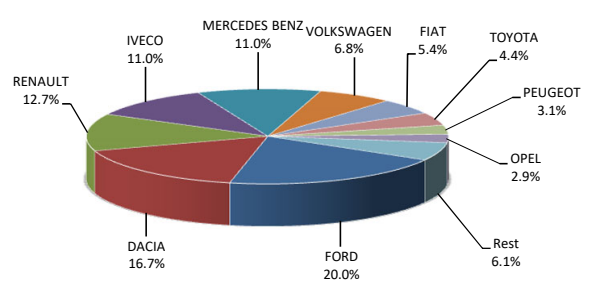
16 088



Inmatriculari comerciale <3.5t si minibus - marci / LCV + minibus registrations by make

MARCA	Decembrie unitati	Var. luna sim. an anterior	2021 unitati	Var. an anterior
FORD	309	-2.2%	3714	22.3%
DACIA	98	-79.2%	3089	27.9%
RENAULT	322	-3.0%	2353	28.4%
IVECO	191	33.6%	2042	48.1%
MERCEDES BENZ	163	-17.7%	2040	4.8%
VOLKSWAGEN	97	-28.7%	1254	-16.5%
FIAT	84	-52.8%	997	-12.3%
TOYOTA	74	60.9%	811	60.0%
PEUGEOT	139	202.2%	577	12.7%
OPEL	76	-20.8%	530	-52.3%
Rest	166	121.3%	1140	-
TOTAL	1719	-15.7%	18547	15.3%

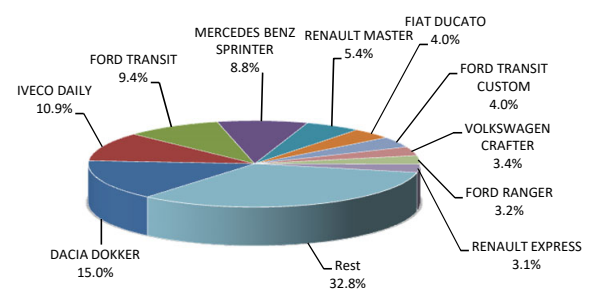
Inmatriculari LCV si minibus - marci - 2021



Inmatriculari comerciale <3.5t si minibus - modele / LCV + minibus registrations by models

MODEL	Decembrie unitati	Var. luna sim. an anterior	2021 unitati	Var. an anterior
DACIA DOKKER	96	-78.2%	2780	20.9%
IVECO DAILY	181	26.6%	2024	47.1%
FORD TRANSIT	138	-2.8%	1736	32.0%
MERCEDES BENZ SPRINTER	119	-24.2%	1628	8.7%
RENAULT MASTER	110	-51.1%	1006	-17.5%
FIAT DUCATO	66	-60.9%	750	-8.3%
FORD TRANSIT CUSTOM	81	35.0%	740	32.9%
VOLKSWAGEN CRAFTER	56	21.7%	623	10.3%
FORD RANGER	41	7.9%	594	17.9%
RENAULT EXPRESS	128	-	575	-
Rest	703	13.8%	6091	-
TOTAL	1719	-15.7%	18547	15.3%

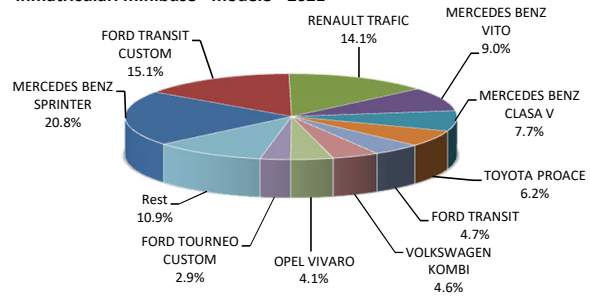
Inmatriculari LCV si minibus - modele - 2021



Inmatriculari minibus - modele / Minibus registrations by models

MODEL	Decembrie unitati	Var. luna sim. an anterior	2021 unitati	Var. an anterior
MERCEDES BENZ SPRINTER	33	-10.8%	369	-14.8%
FORD TRANSIT CUSTOM	10	-67.7%	268	8.1%
RENAULT TRAFIC	22	-52.2%	250	-13.2%
MERCEDES BENZ VITO	21	31.3%	160	-4.8%
MERCEDES BENZ CLASA V	15	25.0%	136	3.8%
TOYOTA PROACE	11	22.2%	110	93.0%
FORD TRANSIT	6	-40.0%	84	50.0%
VOLKSWAGEN KOMBI	1	-87.5%	81	-25.0%
OPEL VIVARO	10	150.0%	73	14.1%
FORD TOURNEO CUSTOM	5	-44.4%	52	0.0%
Rest	21	-4.5%	193	-
TOTAL	155	-24.0%	1776	-4.0%

Inmatriculari minibus - modele - 2021



Inmatriculari pick-up - modele / Pick-up registrations by models

MODEL	Decembrie unitati	Var. luna sim. an anterior	2021 unitati	Var. an anterior
FORD RANGER	41	7.9%	594	17.9%
TOYOTA HILUX	35	20.7%	530	47.6%
MITSUBISHI L200	23	64.3%	196	28.9%
DACIA DUSTER	0	-	187	>900%
NISSAN NAVARA	5	25.0%	149	0.0%
ISUZU D MAX	9	80.0%	95	75.9%
SSANGYONG MUSSO GRAND	1	-	14	366.7%
VOLKSWAGEN AMAROK	0	-100.0%	8	-88.7%
JEEP GLADIATOR	0	-	4	-
DODGE RAM	1	-	3	200.0%
Rest	1	-	9	-
TOTAL	116	22.1%	1789	31.5%

Inmatriculari pick-up - modele - 2021

