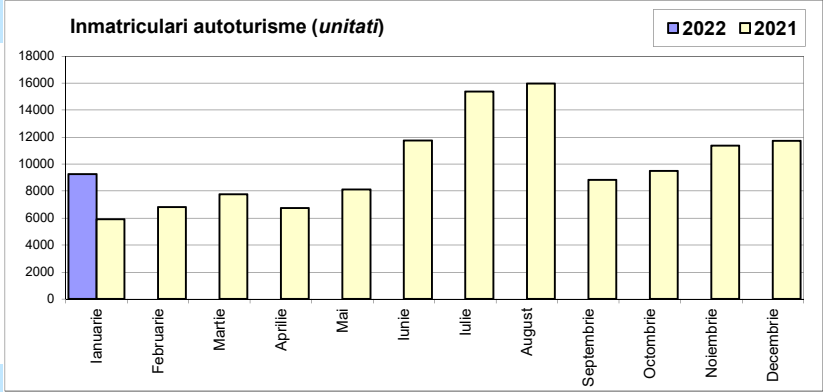


**Inmatriculari autoturisme / Passenger car registrations**

Luna/An	2022	2021	Variatie
Ianuarie	9 248	5 915	56.3%
Februarie		6 815	-
Martie		7 753	-
Aprilie		6 750	-
Mai		8 113	-
Iunie		11 747	-
Iulie		15 360	-
August		15 956	-
Septembrie		8 826	-
Octombrie		9 493	-
Noiembrie		11 358	-
Decembrie		11 731	-
<b>Total</b>	<b>9 248</b>	<b>5 915</b>	<b>56.3%</b>

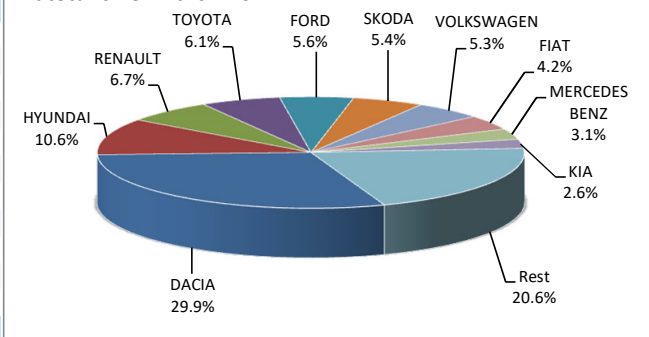
119 817



**Top inmatriculari autoturisme - marci / Passenger car top - by make**

MARCA	Ianuarie unitati	Var. luna sim. an anterior	2022 unitati	Var. an anterior
DACIA	2767	202.7%	2767	202.7%
HYUNDAI	976	47.7%	976	47.7%
RENAULT	617	181.7%	617	181.7%
TOYOTA	560	-20.8%	560	-20.8%
FORD	514	-30.0%	514	-30.0%
SKODA	500	6.8%	500	6.8%
VOLKSWAGEN	487	7.7%	487	7.7%
FIAT	391	750.0%	391	750.0%
MERCEDES BENZ	287	17.6%	287	17.6%
KIA	243	200.0%	243	200.0%
Rest	1906	37.2%	1906	-
<b>TOTAL</b>	<b>9248</b>	<b>56.3%</b>	<b>9248</b>	<b>56.3%</b>

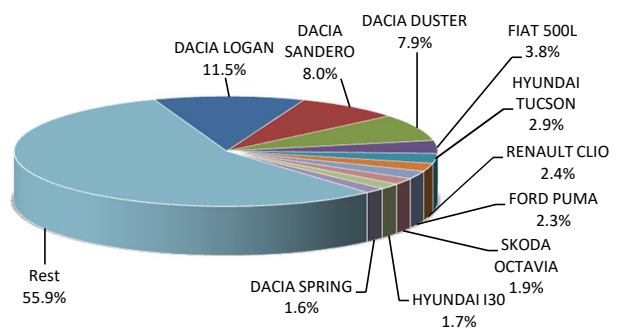
Autoturisme - marci - 2022



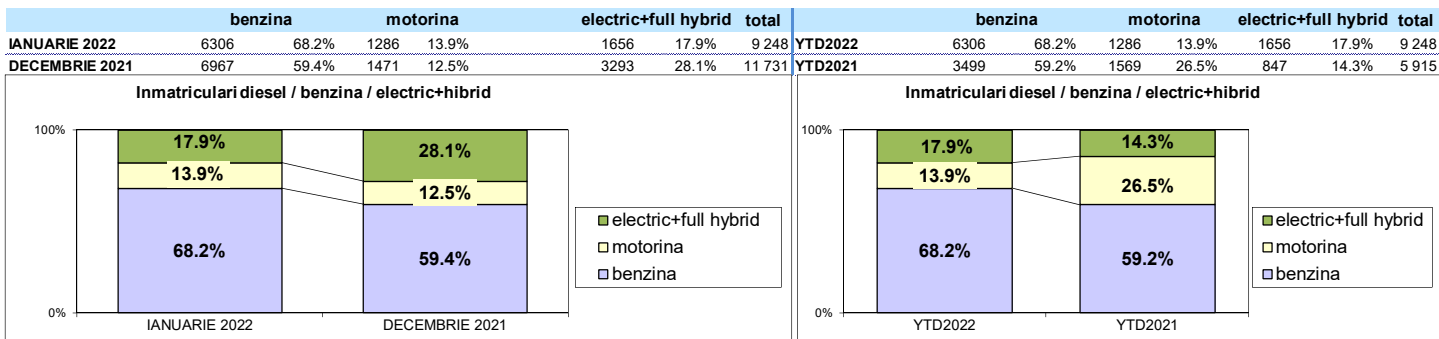
**Top inmatriculari autoturisme - modele / Passenger car top - by model**

MODEL	Ianuarie unitati	Var. luna sim. an anterior	2022 unitati	Var. an anterior
DACIA LOGAN	1062	191.0%	1062	191.0%
DACIA SANDERO	741	292.1%	741	292.1%
DACIA DUSTER	735	380.4%	735	380.4%
FIAT 500L	353	>900%	353	>900%
HYUNDAI TUCSON	265	126.5%	265	126.5%
RENAULT CLIO	221	414.0%	221	414.0%
FORD PUMA	217	-8.4%	217	-8.4%
SKODA OCTAVIA	176	23.1%	176	23.1%
HYUNDAI I30	157	14.6%	157	14.6%
DACIA SPRING	148	>900%	148	>900%
Rest	5173	14.5%	5173	-
<b>TOTAL</b>	<b>9248</b>	<b>56.3%</b>	<b>9248</b>	<b>56.3%</b>

Autoturisme - modele - 2022



## Segmentare autoturisme dupa tipul de combustibil / PC segmentation by type of fuel



Categoria Full Hybrid nu include si Mild Hybrid // Full Hybrid category does not include Mild Hybrid vehicles

## Inmatriculari autoturisme in functie de tipul de combustibil / Passenger car registrations by fuel type

Luna/An	2022				Pondere				Variatie 22/21			
	Motorina	Benzina	EV	HEV	Motorina	Benzina	EV	HEV	motorina	benzina	EV	HEV
Ianuarie	1 286	6 306	914	742	13.9%	68.2%	9.9%	8.0%	-18.0%	80.2%	247.5%	27.1%
<b>Total</b>	<b>1 286</b>	<b>6 306</b>	<b>914</b>	<b>742</b>	<b>13.9%</b>	<b>68.2%</b>	<b>9.9%</b>	<b>8.0%</b>	<b>-18.0%</b>	<b>80.2%</b>	<b>247.5%</b>	<b>27.1%</b>

Categoria EV cuprinde atat autoturismele electrice 100% si pe cele Plug-in // The EV category includes full electric vehicles and Plug-In vehicles.

Categoria HEV cuprinde doar autoturismele Full Hybrid // The HEV category includes only Full Hybrid vehicles

## Top 10 Autoturisme in functie de tipul de alimentare - marci / Top 10 passenger car sales by fuel type and make

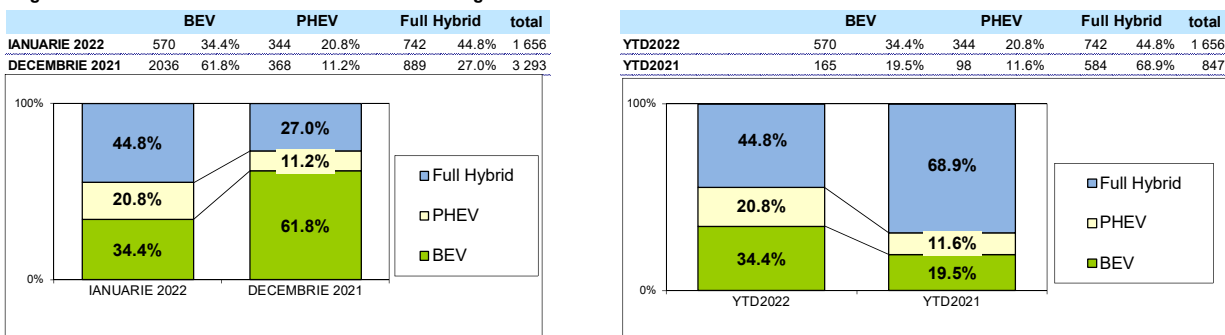
## Top 10 Motorina - marci

MARCA	Ianuarie 2022	2022	Pondere %	Var. an anterior
DACIA	485	485	37.7%	65.5%
SKODA	138	138	10.7%	-37.6%
AUDI	108	108	8.4%	163.4%
VOLKSWAGEN	95	95	7.4%	-42.1%
BMW	85	85	6.6%	-52.5%
MERCEDES BENZ	68	68	5.3%	-36.4%
KIA	55	55	4.3%	175.0%
RENAULT	52	52	4.0%	4.0%
PEUGEOT	42	42	3.3%	-70.4%
FORD	36	36	2.8%	-84.0%
Rest	122	122	9.5%	-
<b>TOTAL</b>	<b>1286</b>	<b>1286</b>	<b>100.0%</b>	<b>-18.0%</b>

## Top 10 Benzina - marci

MARCA	Ianuarie 2022	2022	Pondere %	Var. an anterior
DACIA	2134	2134	33.8%	243.6%
HYUNDAI	784	784	12.4%	35.4%
RENAULT	467	467	7.4%	215.5%
FIAT	380	380	6.0%	726.1%
FORD	380	380	6.0%	-23.7%
SKODA	310	310	4.9%	31.4%
VOLKSWAGEN	280	280	4.4%	22.3%
KIA	176	176	2.8%	238.5%
PEUGEOT	162	162	2.6%	422.6%
MERCEDES BENZ	134	134	2.1%	13.6%
Rest	1099	1099	17.4%	-
<b>TOTAL</b>	<b>6306</b>	<b>6306</b>	<b>100%</b>	<b>80.2%</b>

## Segmentare autoturisme electrificate / Electrified PC segmentation



Categoria Full Hybrid nu include si Mild Hybrid // Full Hybrid category does not include Mild Hybrid vehicles

## Inmatriculari autoturisme electrificate pe marca / Electrified Passenger car registrations by make

## Top Marci - Electrice

MARCA	2022	2021	Var. %
DACIA	148	0	-
VOLKSWAGEN	89	58	53.4%
TESLA	75	3	>900%
HYUNDAI	51	13	292.3%
BMW	29	17	70.6%
RENAULT	25	8	212.5%
MERCEDES BENZ	24	1	>900%
PEUGEOT	20	15	33.3%
SKODA	16	7	128.6%
FIAT	11	0	-
Altele	82	43	-
<b>TOTAL</b>	<b>570</b>	<b>165</b>	<b>245.5%</b>

## Top Marci - Plug-in hybrid

MARCA	2022	2021	Var. %
MERCEDES BENZ	61	18	238.9%
VOLVO	44	18	144.4%
FORD	43	0	-
HYUNDAI	43	2	>900%
SKODA	36	4	800.0%
BMW	33	21	57.1%
VOLKSWAGEN	23	1	>900%
RENAULT	16	9	77.8%
AUDI	11	1	>900%
MITSUBISHI	11	6	83.3%
Altele	23	18	-
<b>TOTAL</b>	<b>344</b>	<b>98</b>	<b>251.0%</b>

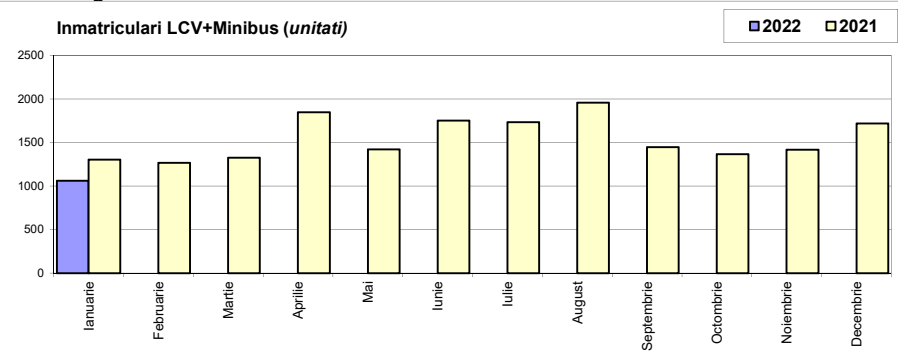
## Top Marci - Full Hybrid

MARCA	2022	2021	Var. %
TOYOTA	476	501	-5.0%
HYUNDAI	97	49	98.0%
RENAULT	57	4	>900%
FORD	46	11	318.2%
HONDA	41	5	720.0%
LEXUS	20	9	122.2%
SUZUKI	4	0	-
SUBARU	1	4	-75.0%
KIA	0	1	-100.0%
<b>TOTAL</b>	<b>742</b>	<b>584</b>	<b>27.1%</b>

## Inmatriculari comerciale usoare si minibus / LCV &amp; Minibus registrations

Luna/An	2022	2021	Variatie
Ianuarie	1 060	1 303	-18.6%
Februarie		1 265	
Martie		1 326	
Aprilie		1 846	
Mai		1 420	
Iunie		1 751	
Iulie		1 732	
August		1 956	
Septembrie		1 446	
Octombrie		1 366	
Noiembrie		1 417	
Decembrie		1 719	
<b>Total</b>	<b>1 060</b>	<b>1 303</b>	<b>-18.6%</b>

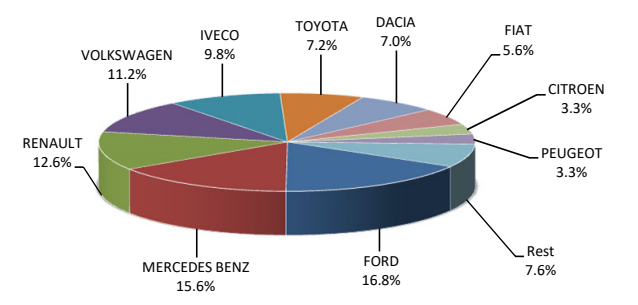
18 547



## Inmatriculari comerciale &lt;3.5t si minibus - marci / LCV + minibus registrations by make

MARCA	ianuarie unitati	Var. luna sim. an anterior	2022 unitati	Var. an anterior
FORD	178	-29.6%	178	-29.6%
MERCEDES BENZ	165	17.0%	165	17.0%
RENAULT	134	-14.1%	134	-14.1%
VOLKSWAGEN	119	35.2%	119	35.2%
IVECO	104	-36.6%	104	-36.6%
TOYOTA	76	33.3%	76	33.3%
DACIA	74	-69.9%	74	-69.9%
FIAT	59	-28.9%	59	-28.9%
CITROEN	35	150.0%	35	150.0%
PEUGEOT	35	34.6%	35	34.6%
Rest	81	8.0%	81	-
<b>TOTAL</b>	<b>1060</b>	<b>-18.6%</b>	<b>1060</b>	<b>-18.6%</b>

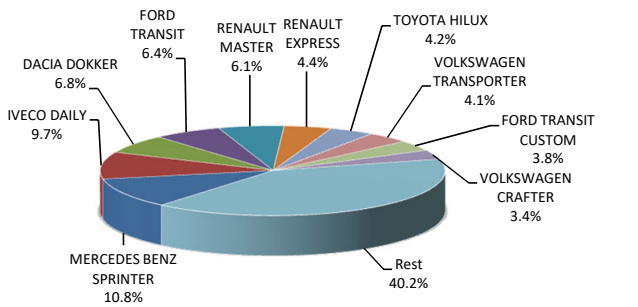
## Inmatriculari LCV si minibus - marci - 2022



## Inmatriculari comerciale &lt;3.5t si minibus - modele / LCV + minibus registrations by models

MODEL	ianuarie unitati	Var. luna sim. an anterior	2022 unitati	Var. an anterior
MERCEDES BENZ SPRINTER	115	2.7%	115	2.7%
IVECO DAILY	103	-37.2%	103	-37.2%
DACIA DOKKER	72	-67.3%	72	-67.3%
FORD TRANSIT	68	-37.0%	68	-37.0%
RENAULT MASTER	65	22.6%	65	22.6%
RENAULT EXPRESS	47	-	47	-
TOYOTA HILUX	45	9.8%	45	9.8%
VOLKSWAGEN TRANSPORTER	43	258.3%	43	258.3%
FORD TRANSIT CUSTOM	40	-18.4%	40	-18.4%
VOLKSWAGEN CRAFTER	36	-26.5%	36	-26.5%
Rest	426	-13.9%	426	-
<b>TOTAL</b>	<b>1060</b>	<b>-18.6%</b>	<b>1060</b>	<b>-18.6%</b>

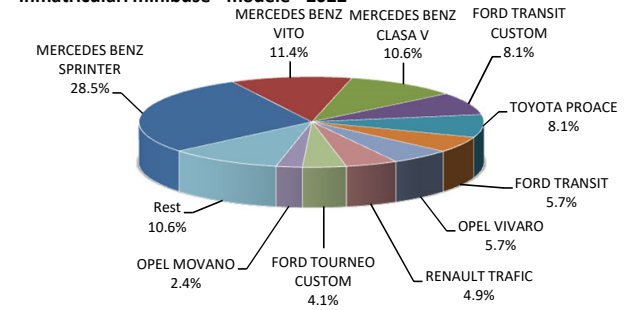
## Inmatriculari LCV si minibus - modele - 2022



## Inmatriculari minibus - modele / Minibus registrations by models

MODEL	ianuarie unitati	Var. luna sim. an anterior	2022 unitati	Var. an anterior
MERCEDES BENZ SPRINTER	35	75.0%	35	75.0%
MERCEDES BENZ VITO	14	27.3%	14	27.3%
MERCEDES BENZ CLASA V	13	44.4%	13	44.4%
FORD TRANSIT CUSTOM	10	-52.4%	10	-52.4%
TOYOTA PROACE	10	150.0%	10	150.0%
FORD TRANSIT	7	16.7%	7	16.7%
OPEL VIVARO	7	16.7%	7	16.7%
RENAULT TRAFIC	6	-64.7%	6	-64.7%
FORD TOURNEO CUSTOM	5	66.7%	5	66.7%
OPEL MOVANO	3	200.0%	3	200.0%
Rest	13	-50.0%	13	-
<b>TOTAL</b>	<b>123</b>	<b>-0.8%</b>	<b>123</b>	<b>-0.8%</b>

## Inmatriculari minibus - modele - 2022



## Inmatriculari pick-up - modele / Pick-up registrations by models

MODEL	ianuarie unitati	Var. luna sim. an anterior	2022 unitati	Var. an anterior
TOYOTA HILUX	45	9.8%	45	9.8%
FORD RANGER	34	-27.7%	34	-27.7%
MITSUBISHI L200	11	120.0%	11	120.0%
ISUZU D MAX	9	-10.0%	9	-10.0%
NISSAN NAVARA	4	100.0%	4	100.0%
JEEP GLADIATOR	1	-	1	-
SSANGYONG MUSSO GRAND	1	-	1	-
<b>TOTAL</b>	<b>105</b>	<b>-16.7%</b>	<b>105</b>	<b>-16.7%</b>

## Inmatriculari pick-up - modele - 2022

