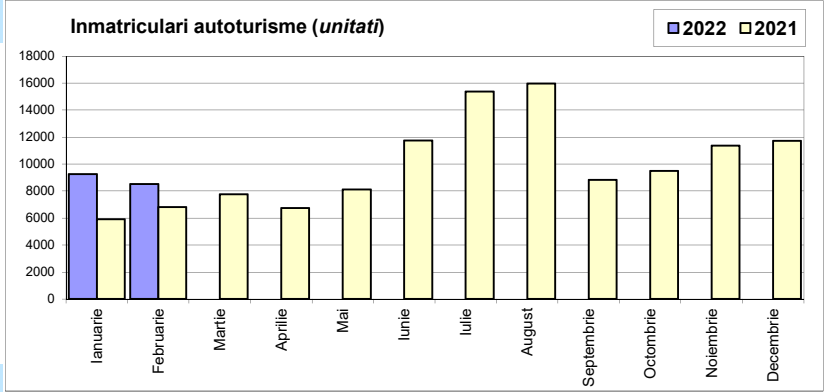


Inmatriculari autoturisme / Passenger car registrations

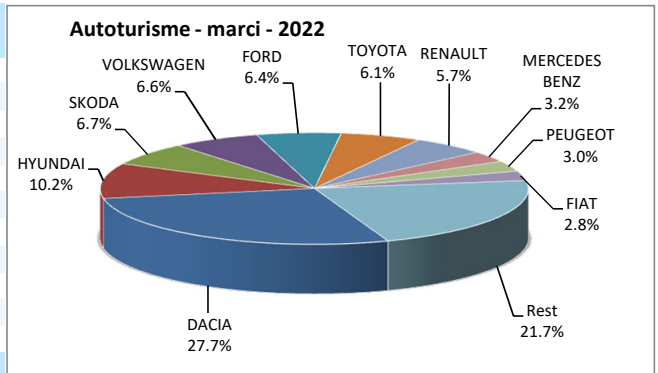
Luna/An	2022	2021	Variatie
Ianuarie	9 248	5 915	56.3%
Februarie	8 510	6 815	24.9%
Martie		7 753	-
Aprilie		6 750	-
Mai		8 113	-
Iunie		11 747	-
Iulie		15 360	-
August		15 956	-
Septembrie		8 826	-
Octombrie		9 493	-
Noiembrie		11 358	-
Decembrie		11 731	-
Total	17 758	12 730	39.5%

119 817



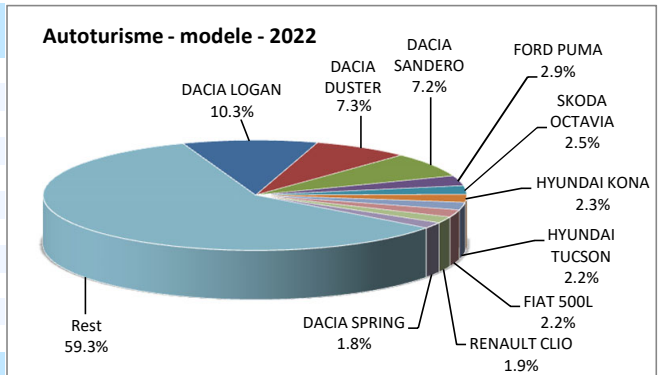
Top inmatriculari autoturisme - marci / Passenger car top - by make

MARCA	Februarie unitati	Var. luna sim. an anterior	2022 unitati	Var. an anterior
DACIA	2148	91.8%	4915	141.6%
HYUNDAI	828	30.0%	1804	39.0%
SKODA	696	9.8%	1196	8.5%
VOLKSWAGEN	688	44.2%	1175	26.5%
FORD	617	4.8%	1131	-14.5%
TOYOTA	523	-10.9%	1083	-16.3%
RENAULT	390	-3.7%	1007	61.4%
MERCEDES BENZ	273	15.7%	560	16.7%
PEUGEOT	312	4.0%	540	10.7%
FIAT	102	121.7%	493	435.9%
Rest	1933	8.4%	3854	-
TOTAL	8510	24.9%	17758	39.5%

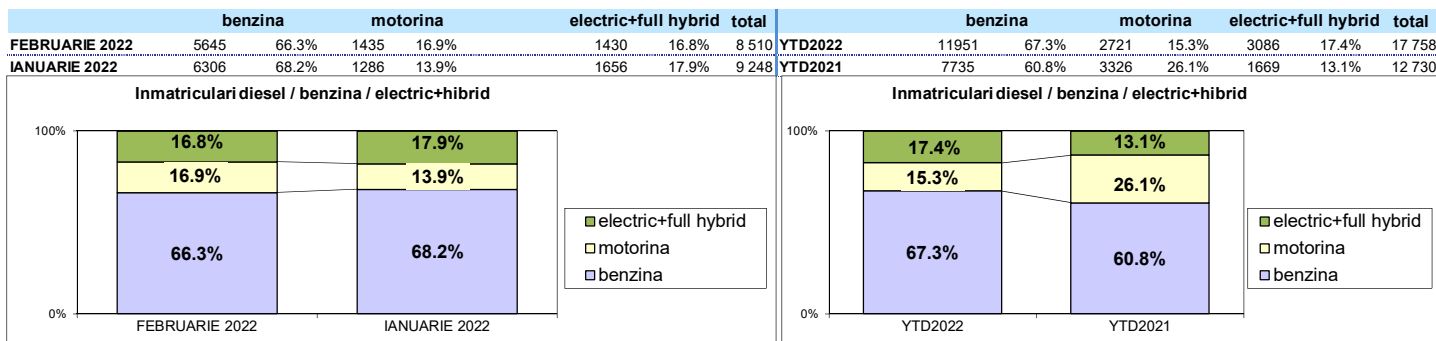


Top inmatriculari autoturisme - modele / Passenger car top - by model

MODEL	Februarie unitati	Var. luna sim. an anterior	2022 unitati	Var. an anterior
DACIA LOGAN	761	85.2%	1823	134.9%
DACIA DUSTER	570	198.4%	1305	279.4%
DACIA SANDERO	545	59.8%	1286	142.6%
FORD PUMA	306	34.2%	523	12.5%
SKODA OCTAVIA	272	8.8%	448	14.0%
HYUNDAI KONA	268	135.1%	416	117.8%
HYUNDAI TUCSON	132	-44.8%	397	11.5%
FIAT 500L	29	-	382	>900%
RENAULT CLIO	109	-29.7%	330	66.7%
DACIA SPRING	167	-	315	>900%
Rest	5351	9.5%	10533	-
TOTAL	8510	24.9%	17758	39.5%



Segmentare autoturisme dupa tipul de combustibil / PC segmentation by type of fuel



Categoria Full Hybrid nu include si Mild Hybrid // Full Hybrid category does not include Mild Hybrid vehicles

Inmatriculari autoturisme in functie de tipul de combustibil / Passenger car registrations by fuel type

Luna/An	2022				Pondere				Variatie 22/21			
	Motorina	Benzina	EV	HEV	Motorina	Benzina	EV	HEV	motorina	benzina	EV	HEV
Ianuarie	1 286	6 306	914	742	13.9%	68.2%	9.9%	8.0%	-18.0%	80.2%	247.5%	27.1%
Februarie	1 435	5 645	767	663	16.9%	66.3%	9.0%	7.8%	-18.3%	33.3%	192.7%	18.4%
Total	2 721	11 951	1 681	1 405	15.3%	67.3%	9.5%	7.9%	-18.2%	54.5%	220.2%	22.8%

Categoria EV cuprinde atat autoturismele electrice 100% si pe cele Plug-in // The EV category includes full electric vehicles and Plug-In vehicles.

Categoria HEV cuprinde doar autoturismele Full Hybrid // The HEV category includes only Full Hybrid vehicles

Top 10 Autoturisme in functie de tipul de alimentare - marci / Top 10 passenger car sales by fuel type and make

Top 10 Motorina - marci

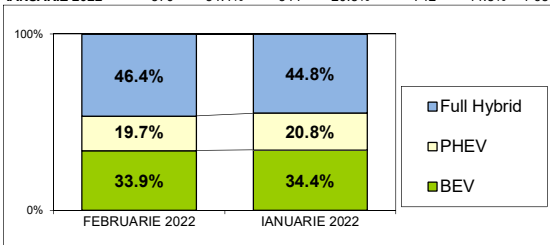
MARCA	Februarie 2022	2022	Pondere %	Var. an anterior
DACIA	451	936	34.4%	66.8%
SKODA	238	376	13.8%	-28.5%
VOLKSWAGEN	134	229	8.4%	-28.9%
AUDI	108	216	7.9%	145.5%
BMW	84	169	6.2%	-58.2%
PEUGEOT	110	152	5.6%	-46.5%
MERCEDES BENZ	73	141	5.2%	-38.2%
FORD	59	95	3.5%	-75.4%
KIA	27	82	3.0%	60.8%
RENAULT	18	70	2.6%	-45.3%
Rest	133	255	9.4%	-
TOTAL	1435	2721	100.0%	-18.2%

Top 10 Benzina - marci

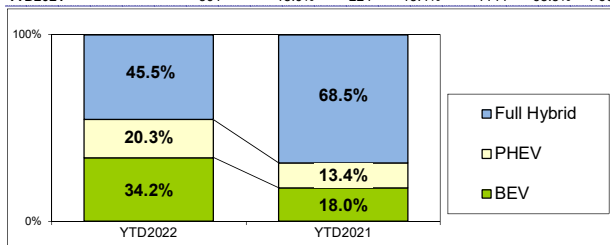
MARCA	Februarie 2022	2022	Pondere %	Var. an anterior
DACIA	1530	3664	30.7%	148.7%
HYUNDAI	658	1442	12.1%	27.8%
FORD	426	806	6.7%	-10.8%
RENAULT	308	775	6.5%	73.4%
VOLKSWAGEN	477	757	6.3%	49.0%
SKODA	425	735	6.2%	31.7%
FIAT	85	465	3.9%	405.4%
PEUGEOT	185	347	2.9%	106.5%
KIA	150	326	2.7%	150.8%
SUZUKI	156	282	2.4%	-48.9%
Rest	1245	2352	19.7%	-
TOTAL	5645	11951	100%	54.5%

Segmentare autoturisme electrificate / Electrified PC segmentation

	BEV	PHEV	Full Hybrid	total			
FEBRUARIE 2022	485	33.9%	282	19.7%	663	46.4%	1 430
IANUARIE 2022	570	34.4%	344	20.8%	742	44.8%	1 656



	BEV	PHEV	Full Hybrid	total			
YTD2022	1055	34.2%	626	20.3%	1405	45.5%	3 086
YTD2021	301	18.0%	224	13.4%	1144	68.5%	1 669



Categoria Full Hybrid nu include si Mild Hybrid // Full Hybrid category does not include Mild Hybrid vehicles

Top Marci - Electrice

MARCA	2022	2021	Var. %
DACIA	315	0	-
VOLKSWAGEN	152	96	58.3%
HYUNDAI	107	21	409.5%
TESLA	97	5	>900%
MERCEDES BENZ	59	1	>900%
BMW	47	27	74.1%
RENAULT	45	20	125.0%
SKODA	35	12	191.7%
PEUGEOT	32	34	-5.9%
FIAT	28	0	-
Altele	138	85	-
TOTAL	1055	301	250.5%

Top Marci - Plug-in hybrid

MARCA	2022	2021	Var. %
MERCEDES BENZ	131	39	235.9%
VOLVO	79	49	61.2%
BMW	71	40	77.5%
FORD	65	9	622.2%
HYUNDAI	65	4	>900%
SKODA	50	6	733.3%
VOLKSWAGEN	37	3	>900%
RENAULT	28	24	16.7%
MITSUBISHI	23	15	53.3%
JEEP	21	0	-
Altele	56	35	-
TOTAL	626	224	179.5%

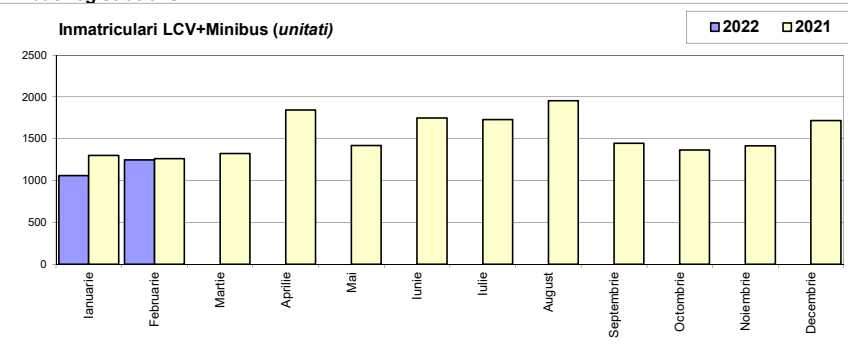
Top Marci - Full Hybrid

MARCA	2022	2021	Var. %
TOYOTA	848	969	-12.5%
HYUNDAI	189	110	71.8%
FORD	143	24	495.8%
HONDA	92	11	736.4%
RENAULT	89	5	>900%
LEXUS	38	18	111.1%
SUZUKI	4	0	-
KIA	1	1	0.0%
SUBARU	1	6	-83.3%
TOTAL	1405	1144	22.8%

Inmatriculari comerciale usoare si minibus / LCV & Minibus registrations

Luna/An	2022	2021	Variatie
Ianuarie	1 060	1 303	-18.6%
Februarie	1 249	1 265	-1.3%
Martie		1 326	-
Aprilie		1 846	-
Mai		1 420	-
Iunie		1 751	-
Iulie		1 732	-
August		1 956	-
Septembrie		1 446	-
Octombrie		1 366	-
Noiembrie		1 417	-
Decembrie		1 719	-
Total	2 309	2 568	-10.1%

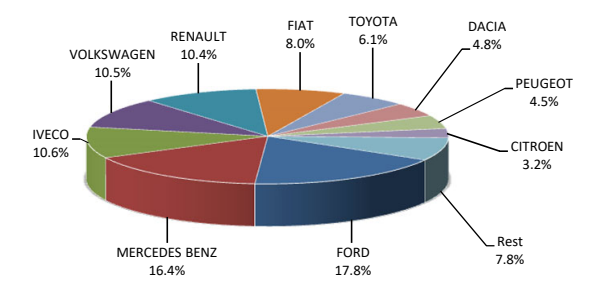
18 547



Inmatriculari comerciale <3.5t si minibus - marci / LCV + minibus registrations by make

MARCA	Februarie unitati	Var. luna sim. an anterior	2022 unitati	Var. an anterior
FORD	233	-9.0%	411	-19.3%
MERCEDES BENZ	213	42.0%	378	29.9%
IVECO	141	-13.5%	245	-25.1%
VOLKSWAGEN	123	36.7%	242	36.0%
RENAULT	105	-25.0%	239	-19.3%
FIAT	125	52.4%	184	11.5%
TOYOTA	66	-1.5%	142	14.5%
DACIA	36	-77.9%	110	-73.1%
PEUGEOT	70	400.0%	105	162.5%
CITROEN	38	-34.5%	73	1.4%
Rest	99	20.7%	180	-
TOTAL	1249	-1.3%	2309	-10.1%

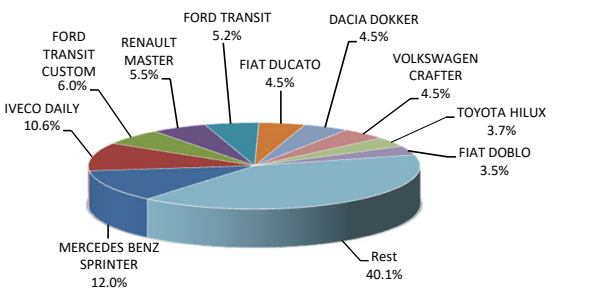
Inmatriculari LCV si minibus - marci - 2022



Inmatriculari comerciale <3.5t si minibus - modele / LCV + minibus registrations by models

MODEL	Februarie unitati	Var. luna sim. an anterior	2022 unitati	Var. an anterior
MERCEDES BENZ SPRINTER	162	23.7%	277	14.0%
IVECO DAILY	141	-13.0%	244	-25.2%
FORD TRANSIT CUSTOM	99	160.5%	139	59.8%
RENAULT MASTER	61	-29.9%	126	-10.0%
FORD TRANSIT	53	-50.0%	121	-43.5%
FIAT DUCATO	71	0.0%	104	-20.0%
DACIA DOKKER	31	-79.7%	103	-72.4%
VOLKSWAGEN CRAFTER	67	11.7%	103	-5.5%
TOYOTA HILUX	40	-11.1%	85	-1.2%
FIAT DOBLO	54	390.9%	80	128.6%
Rest	470	17.2%	927	-
TOTAL	1249	-1.3%	2309	-10.1%

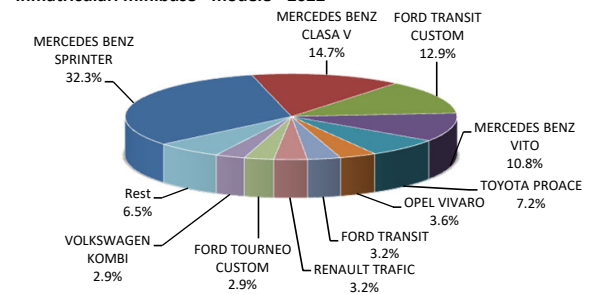
Inmatriculari LCV si minibus - modele - 2022



Inmatriculari minibus - modele / Minibus registrations by models

MODEL	Februarie unitati	Var. luna sim. an anterior	2022 unitati	Var. an anterior
MERCEDES BENZ SPRINTER	55	48.6%	90	57.9%
MERCEDES BENZ CLASA V	28	250.0%	41	141.2%
FORD TRANSIT CUSTOM	26	13.0%	36	-18.2%
MERCEDES BENZ VITO	16	433.3%	30	114.3%
TOYOTA PROACE	10	66.7%	20	100.0%
OPEL VIVARO	3	200.0%	10	42.9%
FORD TRANSIT	2	-75.0%	9	-35.7%
RENAULT TRAFIC	3	-86.4%	9	-76.9%
FORD TOURNEO CUSTOM	3	0.0%	8	33.3%
VOLKSWAGEN KOMBI	5	66.7%	8	-27.3%
Rest	5	-54.5%	18	-
TOTAL	156	24.8%	279	12.0%

Inmatriculari minibus - modele - 2022



Inmatriculari pick-up - modele / Pick-up registrations by models

MODEL	Februarie unitati	Var. luna sim. an anterior	2022 unitati	Var. an anterior
TOYOTA HILUX	40	-11.1%	85	-1.2%
FORD RANGER	34	-27.7%	68	-27.7%
MITSUBISHI L200	21	320.0%	32	220.0%
ISUZU D MAX	11	0.0%	20	-4.8%
NISSAN NAVARA	3	-40.0%	7	0.0%
JEEP GLADIATOR	3	-	4	-
DACIA DUSTER	1	-83.3%	1	-95.7%
FORD RAPTOR	1	-	1	-
SSANGYONG MUSO GRAND	0	-100.0%	1	-90.0%
DODGE RAM	0	-	0	-100.0%
Rest	0	-100.0%	0	-
TOTAL	114	-13.0%	219	-14.8%

Inmatriculari pick-up - modele - 2022

