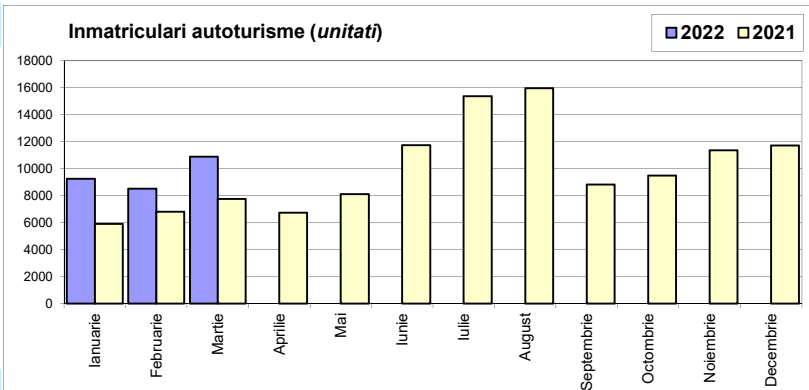


Inmatriculari autoturisme / Passenger car registrations

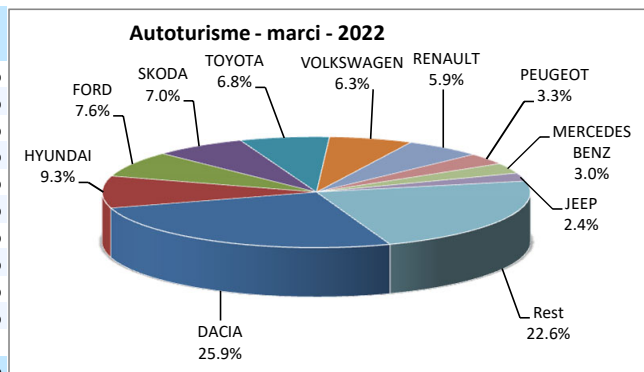
Luna/An	2022	2021	Variatie
Ianuarie	9 248	5 915	56.3%
Februarie	8 510	6 815	24.9%
Martie	10 902	7 753	40.6%
Aprilie		6 750	-
Mai		8 113	-
Iunie		11 747	-
Iulie		15 360	-
August		15 956	-
Septembrie		8 826	-
Octombrie		9 493	-
Noiembrie		11 358	-
Decembrie		11 731	-
Total	28 660	20 483	39.9%

119 817



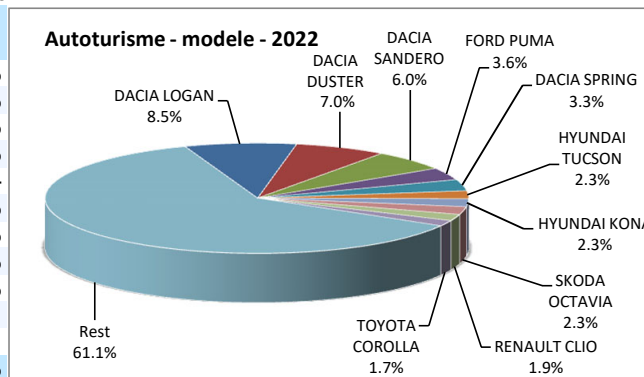
Top inmatriculari autoturisme - marci / Passenger car top - by make

MARCA	Martie unitati	Var. luna sim. an anterior	2022 unitati	Var. an anterior
DACIA	2514	40.0%	7429	94.0%
HYUNDAI	863	58.1%	2667	44.6%
FORD	1034	107.6%	2165	18.9%
SKODA	805	21.1%	2001	13.2%
TOYOTA	855	49.5%	1938	3.9%
VOLKSWAGEN	629	4.1%	1804	17.7%
RENAULT	672	89.8%	1679	71.7%
PEUGEOT	405	84.9%	945	33.7%
MERCEDES BENZ	304	15.2%	864	16.1%
JEEP	373	24.3%	683	29.8%
Rest	2448	26.5%	6485	-
TOTAL	10902	40.6%	28660	39.9%



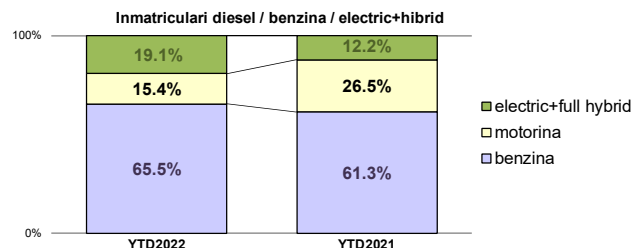
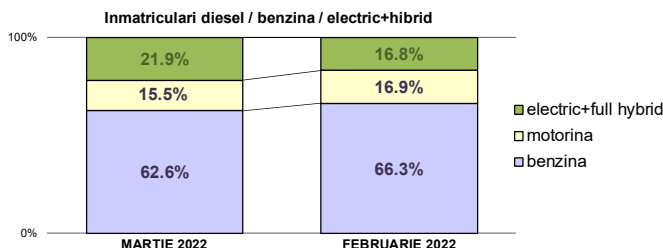
Top inmatriculari autoturisme - modele / Passenger car top - by model

MODEL	Martie unitati	Var. luna sim. an anterior	2022 unitati	Var. an anterior
DACIA LOGAN	613	18.3%	2436	88.3%
DACIA DUSTER	697	4.5%	2002	98.0%
DACIA SANDERO	435	-19.9%	1721	60.4%
FORD PUMA	514	180.9%	1037	60.0%
DACIA SPRING	637	-	952	-
HYUNDAI TUCSON	270	22.7%	667	15.8%
HYUNDAI KONA	248	134.0%	664	123.6%
SKODA OCTAVIA	206	-28.0%	654	-3.7%
RENAULT CLIO	215	97.2%	545	77.5%
TOYOTA COROLLA	232	34.1%	480	-7.3%
Rest	6835	38.1%	17502	-
TOTAL	10902	40.6%	28660	39.9%



Segmentare autoturisme dupa tipul de combustibil / PC segmentation by type of fuel

	benzina		motorina		electric+full hybrid		total		benzina		motorina		electric+full hybrid		total
MARTIE 2022	6823	62.6%	1689	15.5%	2390	21.9%	10 902	YTD2022	18774	65.5%	4410	15.4%	5476	19.1%	28 660
FEBRUARIE 2022	5645	66.3%	1435	16.9%	1430	16.8%	8 510	YTD2021	12561	61.3%	5427	26.5%	2495	12.2%	20 483



Categoria Full Hybrid nu include si Mild Hybrid // Full Hybrid category does not include Mild Hybrid vehicles

Inmatriculari autoturisme in functie de tipul de combustibil / Passenger car registrations by fuel type

Luna/An	2022				Pondere				Variatie 22/21			
	Motorina	Benzina	EV	HEV	Motorina	Benzina	EV	HEV	motorina	benzina	EV	HEV
Ianuarie	1 286	6 306	914	742	13.9%	68.2%	9.9%	8.0%	-18.0%	80.2%	247.5%	27.1%
Februarie	1 435	5 645	767	663	16.9%	66.3%	9.0%	7.8%	-18.3%	33.3%	192.7%	18.4%
Martie	1 689	6 823	1 383	1 007	15.5%	62.6%	12.7%	9.2%	-19.6%	41.4%	457.7%	74.2%
Total	4 410	18 774	3 064	2 412	15.4%	65.5%	10.7%	8.4%	-18.7%	49.5%	296.4%	40.1%

Categoria EV cuprinde atat autoturismele electrice 100% si pe cele Plug-in // The EV category includes full electric vehicles and Plug-In vehicles.
 Categoria HEV cuprinde doar autoturismele Full Hybrid // The HEV category includes only Full Hybrid vehicles

Top 10 Autoturisme in functie de tipul de alimentare - marci / Top 10 passenger car sales by fuel type and make

Top 10 Motorina - marci

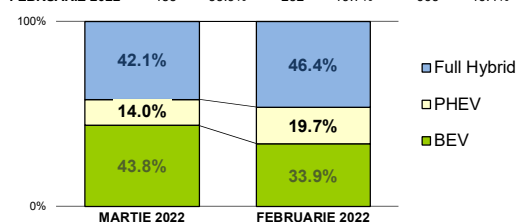
MARCA	Martie 2022	2022	Pondere %	Var. an anterior
DACIA	443	1379	31.3%	14.3%
SKODA	244	620	14.1%	-27.2%
VOLKSWAGEN	142	371	8.4%	-24.6%
AUDI	87	303	6.9%	99.3%
PEUGEOT	131	283	6.4%	-20.3%
BMW	104	273	6.2%	-57.0%
FORD	120	215	4.9%	-58.1%
MERCEDES BENZ	66	207	4.7%	-40.7%
RENAULT	68	138	3.1%	-23.3%
KIA	27	109	2.5%	2.8%
Rest	257	512	11.6%	-
TOTAL	1689	4410	100.0%	-18.7%

Top 10 Benzina - marci

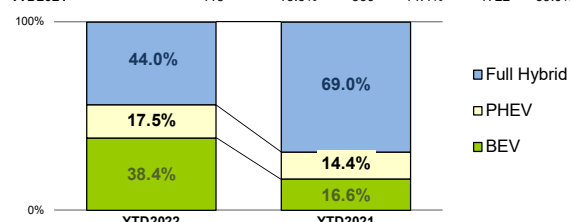
MARCA	Martie 2022	2022	Pondere %	Var. an anterior
DACIA	1434	5098	27.2%	94.3%
HYUNDAI	658	2100	11.2%	32.7%
FORD	752	1558	8.3%	25.4%
RENAULT	525	1300	6.9%	84.9%
SKODA	522	1257	6.7%	40.6%
VOLKSWAGEN	426	1183	6.3%	29.9%
PEUGEOT	247	594	3.2%	96.0%
JEEP	294	547	2.9%	7.5%
KIA	196	522	2.8%	118.4%
SUZUKI	236	518	2.8%	-35.8%
Rest	1533	4097	21.8%	-
TOTAL	6823	18774	100%	49.5%

Segmentare autoturisme electrificate / Electrified PC segmentation

	BEV	PHEV	Full Hybrid	total			
MARTIE 2022	1048	43.8%	335	14.0%	1007	42.1%	2 390
FEBRUARIE 2022	485	33.9%	282	19.7%	663	46.4%	1 430



	BEV	PHEV	Full Hybrid	total			
YTD2022	2103	38.4%	961	17.5%	2412	44.0%	5 476
YTD2021	413	16.6%	360	14.4%	1722	69.0%	2 495



Categoria Full Hybrid nu include si Mild Hybrid // Full Hybrid category does not include Mild Hybrid vehicles

Inmatriculari autoturisme electrificate pe marca / Electrified Passenger car registrations by make

Top Marci - Electrice

MARCA	2022	2021	Var. %
DACIA	952	0	-
VOLKSWAGEN	203	123	65.0%
HYUNDAI	181	27	570.4%
TESLA	172	9	>900%
MERCEDES BENZ	90	2	>900%
RENAULT	68	34	100.0%
BMW	61	40	52.5%
PEUGEOT	55	47	17.0%
SKODA	53	13	307.7%
FIAT	37	1	>900%
Altele	231	117	-
TOTAL	2103	413	409.2%

Top Marci - Plug-in hybrid

MARCA	2022	2021	Var. %
MERCEDES BENZ	206	70	194.3%
VOLVO	120	73	64.4%
FORD	110	22	400.0%
BMW	100	59	69.5%
HYUNDAI	89	4	>900%
SKODA	71	8	787.5%
RENAULT	52	47	10.6%
VOLKSWAGEN	47	7	571.4%
MITSUBISHI	41	23	78.3%
JEEP	34	0	-
Altele	91	47	-
TOTAL	961	360	166.9%

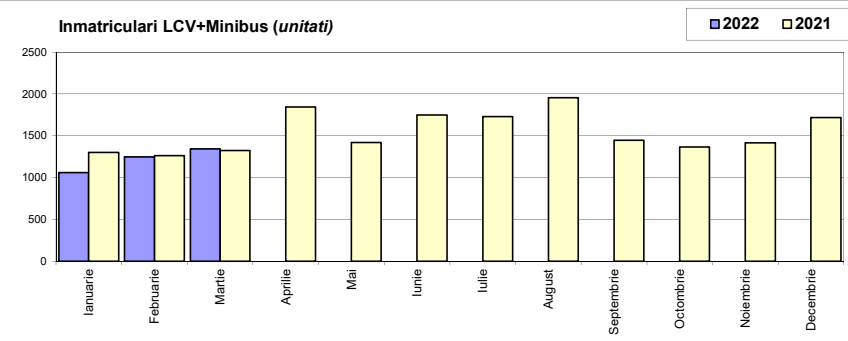
Top Marci - Full Hybrid

MARCA	2022	2021	Var. %
TOYOTA	1532	1422	7.7%
HYUNDAI	290	178	62.9%
FORD	249	44	465.9%
HONDA	146	15	873.3%
RENAULT	121	14	764.3%
LEXUS	53	36	47.2%
KIA	8	2	300.0%
SUZUKI	8	2	300.0%
SUBARU	5	9	-44.4%
TOTAL	2412	1722	40.1%

Inmatriculari comerciale usoare si minibus / LCV & Minibus registrations

Luna/An	2022	2021	Variatie
Ianuarie	1 060	1 303	-18.6%
Februarie	1 249	1 265	-1.3%
Martie	1 344	1 326	1.4%
Aprilie		1 846	-
Mai		1 420	-
Iunie		1 751	-
Iulie		1 732	-
August		1 956	-
Septembrie		1 446	-
Octombrie		1 366	-
Noiembrie		1 417	-
Decembrie		1 719	-
Total	3 653	3 894	-6.2%

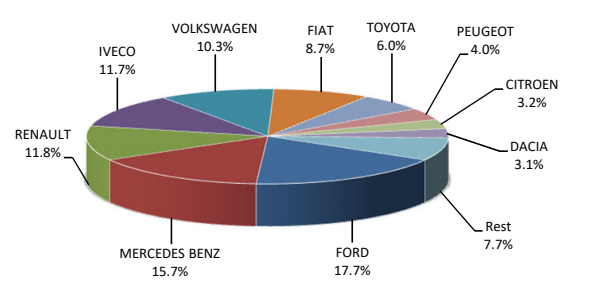
18 547



Inmatriculari comerciale <3.5t si minibus - marci / LCV + minibus registrations by make

MARCA	Martie unitati	Var. luna sim. an anterior	2022 unitati	Var. an anterior
FORD	235	-27.9%	646	-22.6%
MERCEDES BENZ	196	6.5%	574	20.8%
RENAULT	192	6.1%	431	-9.6%
IVECO	181	19.9%	426	-10.9%
VOLKSWAGEN	136	15.3%	378	27.7%
FIAT	132	131.6%	316	42.3%
TOYOTA	77	8.5%	219	12.3%
PEUGEOT	42	121.1%	147	149.2%
CITROEN	45	-10.0%	118	-3.3%
DACIA	5	-94.0%	115	-76.6%
Rest	103	19.8%	283	-
TOTAL	1344	1.4%	3653	-6.2%

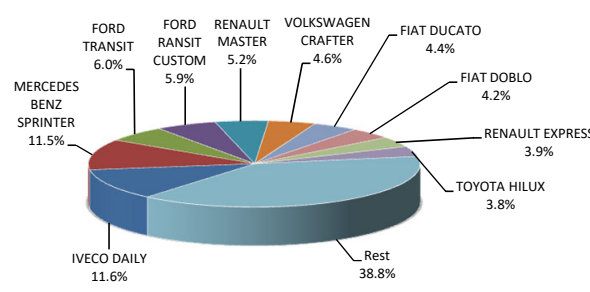
Inmatriculari LCV si minibus - marci - 2022



Inmatriculari comerciale <3.5t si minibus - modele / LCV + minibus registrations by models

MODEL	Martie unitati	Var. luna sim. an anterior	2022 unitati	Var. an anterior
IVECO DAILY	181	19.9%	425	-10.9%
MERCEDES BENZ SPRINTER	142	-10.7%	419	4.2%
FORD TRANSIT	98	-36.4%	219	-40.5%
FORD TRANSIT CUSTOM	78	36.8%	217	50.7%
RENAULT MASTER	63	-46.6%	189	-26.7%
VOLKSWAGEN CRAFTER	65	-14.5%	168	-9.2%
FIAT DUCATO	58	18.4%	162	-9.5%
FIAT DOBLO	74	825.0%	154	258.1%
RENAULT EXPRESS	76	-	142	-
TOYOTA HILUX	54	-3.6%	139	-2.1%
Rest	455	-8.6%	1419	-
TOTAL	1344	1.4%	3653	-6.2%

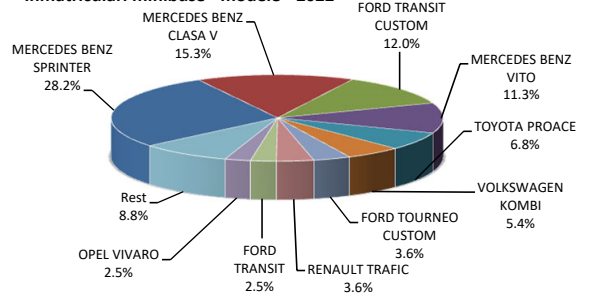
Inmatriculari LCV si minibus - modele - 2022



Inmatriculari minibus - modele / Minibus registrations by models

MODEL	Martie unitati	Var. luna sim. an anterior	2022 unitati	Var. an anterior
MERCEDES BENZ SPRINTER	35	-12.5%	125	28.9%
MERCEDES BENZ CLASA V	27	170.0%	68	151.9%
FORD TRANSIT CUSTOM	17	-34.6%	53	-24.3%
MERCEDES BENZ VITO	20	185.7%	50	138.1%
TOYOTA PROACE	10	66.7%	30	87.5%
VOLKSWAGEN KOMBI	16	166.7%	24	41.2%
FORD TOURNEO CUSTOM	8	60.0%	16	45.5%
RENAULT TRAFIC	7	-74.1%	16	-75.8%
FORD TRANSIT	2	-33.3%	11	-35.3%
OPEL VIVARO	1	-75.0%	11	0.0%
Rest	21	61.5%	39	-
TOTAL	164	11.6%	443	11.9%

Inmatriculari minibus - modele - 2022



Inmatriculari pick-up - modele / Pick-up registrations by models

MODEL	Martie unitati	Var. luna sim. an anterior	2022 unitati	Var. an anterior
TOYOTA HILUX	54	-3.6%	139	-2.1%
FORD RANGER	36	-40.0%	105	-31.8%
MITSUBISHI L200	23	>900%	55	358.3%
ISUZU D MAX	9	125.0%	29	16.0%
NISSAN NAVARA	2	-92.0%	9	-71.9%
JEEP GLADIATOR	2	-	6	-
RAM 1500	2	-	2	-
DACIA DUSTER	0	-100.0%	1	-96.7%
PIAGGIO PORTER	1	-	1	-
SSANGYONG MUSSO GRAND	0	-	1	-90.0%
Rest	0	-100.0%	0	-
TOTAL	129	-17.3%	348	-15.7%

Inmatriculari pick-up - modele - 2022

