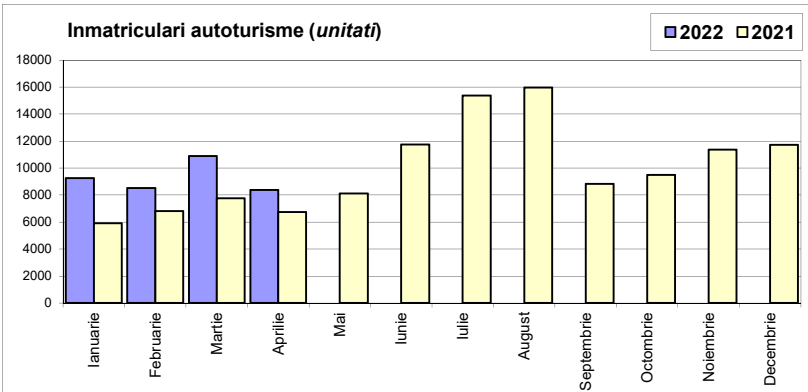


Inmatriculari autoturisme / Passenger car registrations

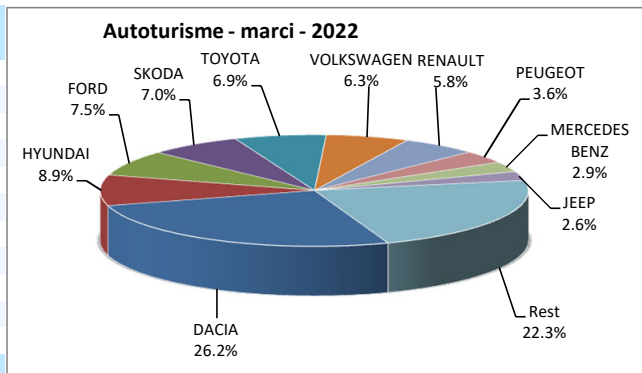
Luna/An	2022	2021	Variatie
Ianuarie	9 248	5 915	56.3%
Februarie	8 510	6 815	24.9%
Martie	10 902	7 753	40.6%
Aprilie	8 371	6 750	24.0%
Mai		8 113	-
Iunie		11 747	-
Iulie		15 360	-
August		15 956	-
Septembrie		8 826	-
Octombrie		9 493	-
Noiembrie		11 358	-
Decembrie		11 731	-
Total	37 031	27 233	36.0%

119 817



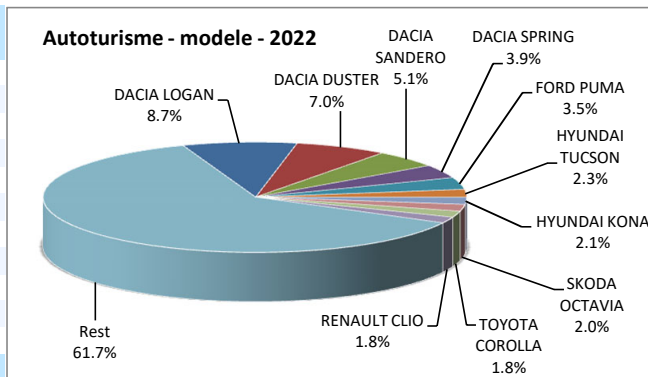
Top inmatriculari autoturisme - marci / Passenger car top - by make

MARCA	Aprilie unitati	Var. luna sim. an anterior	2022 unitati	Var. an anterior
DACIA	2259	39.7%	9688	77.9%
HYUNDAI	615	61.8%	3282	47.6%
FORD	594	45.2%	2759	23.7%
SKODA	603	-13.1%	2604	5.8%
TOYOTA	628	30.6%	2566	9.3%
VOLKSWAGEN	512	-3.6%	2316	12.2%
RENAULT	460	3.6%	2139	50.4%
PEUGEOT	405	101.5%	1350	48.7%
MERCEDES BENZ	227	-24.3%	1091	4.5%
JEEP	283	396.5%	966	65.7%
Rest	1785	9.1%	8270	-
TOTAL	8371	24.0%	37031	36.0%



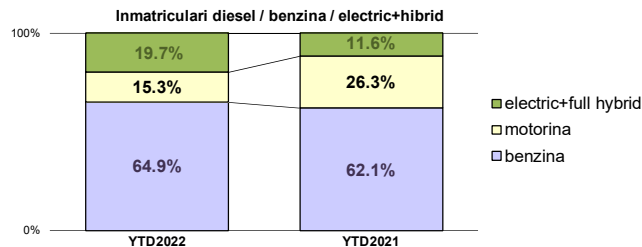
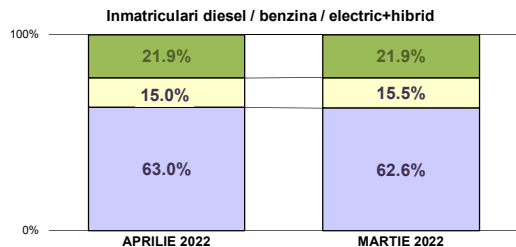
Top inmatriculari autoturisme - modele / Passenger car top - by model

MODEL	Aprilie unitati	Var. luna sim. an anterior	2022 unitati	Var. an anterior
DACIA LOGAN	782	17.4%	3218	64.2%
DACIA DUSTER	606	11.4%	2608	67.7%
DACIA SANDERO	174	-53.6%	1895	30.9%
DACIA SPRING	506	-	1458	-
FORD PUMA	266	81.0%	1303	63.9%
HYUNDAI TUCSON	168	-3.4%	835	11.3%
HYUNDAI KONA	121	77.9%	785	115.1%
SKODA OCTAVIA	88	-61.6%	742	-18.3%
TOYOTA COROLLA	192	62.7%	672	5.7%
RENAULT CLIO	122	-60.6%	667	8.1%
Rest	5346	29.8%	22848	-
TOTAL	8371	24.0%	37031	36.0%



Segmentare autoturisme dupa tipul de combustibil / PC segmentation by type of fuel

	benzina		motorina		electric+full hybrid		total	benzina		motorina		electric+full hybrid		total	
APRILIE 2022	5275	63.0%	1259	15.0%	1837	21.9%	8 371	YTD2022	24049	64.9%	5669	15.3%	7313	19.7%	37 031
MARTIE 2022	6823	62.6%	1689	15.5%	2390	21.9%	10 902	YTD2021	16916	62.1%	7153	26.3%	3164	11.6%	27 233



Categoria Full Hybrid nu include si Mild Hybrid // Full Hybrid category does not include Mild Hybrid vehicles

Inmatriculări autoturisme in functie de tipul de combustibil / Passenger car registrations by fuel type

Luna/An	2022				Pondere				Variatie 22/21			
	Motorina	Benzina	EV	HEV	Motorina	Benzina	EV	HEV	motorina	benzina	EV	HEV
Ianuarie	1 286	6 306	914	742	13.9%	68.2%	9.9%	8.0%	-18.0%	80.2%	247.5%	27.1%
Februarie	1 435	5 645	767	663	16.9%	66.3%	9.0%	7.8%	-18.3%	33.3%	192.7%	18.4%
Martie	1 689	6 823	1 383	1 007	15.5%	62.6%	12.7%	9.2%	-19.6%	41.4%	457.7%	74.2%
Aprilie	1 259	5 275	1 066	771	15.0%	63.0%	12.7%	9.2%	-27.1%	21.1%	467.0%	60.3%
Total	5 669	24 049	4 130	3 183	15.3%	64.9%	11.2%	8.6%	-20.7%	42.2%	329.8%	44.5%

Categoria EV cuprinde atat autoturismele electrice 100% si pe cele Plug-in // The EV category includes full electric vehicles and Plug-In vehicles.

Categoria HEV cuprinde doar autoturismele Full Hybrid // The HEV category includes only Full Hybrid vehicles

Top 10 Autoturisme in functie de tipul de alimentare - marci / Top 10 passenger car sales by fuel type and make

Top 10 Motorina - marci

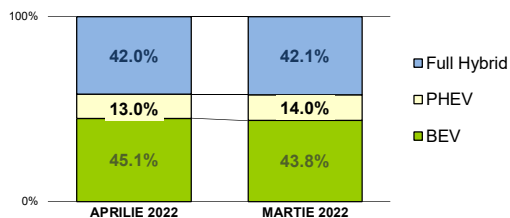
MARCA	Aprilie 2022	2022	Pondere %	Var. an anterior
DACIA	363	1742	30.7%	2.9%
SKODA	149	769	13.6%	-34.0%
VOLKSWAGEN	98	469	8.3%	-27.3%
PEUGEOT	172	455	8.0%	9.1%
AUDI	80	383	6.8%	73.3%
BMW	68	341	6.0%	-57.3%
FORD	82	297	5.2%	-52.0%
MERCEDES BENZ	64	271	4.8%	-45.5%
RENAULT	50	188	3.3%	-6.0%
KIA	13	122	2.2%	-13.5%
Rest	120	632	11.1%	-
TOTAL	1259	5669	100.0%	-20.7%

Top 10 Benzina - marci

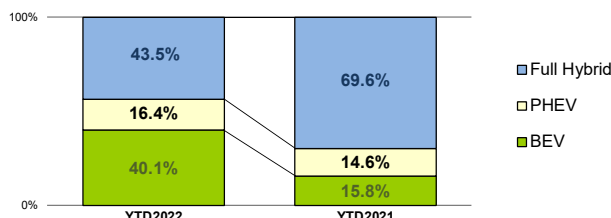
MARCA	Aprilie 2022	2022	Pondere %	Var. an anterior
DACIA	1390	6488	27.0%	72.8%
HYUNDAI	476	2576	10.7%	38.6%
FORD	413	1971	8.2%	30.3%
SKODA	430	1687	7.0%	32.5%
RENAULT	329	1629	6.8%	46.8%
VOLKSWAGEN	383	1566	6.5%	24.5%
JEEP	268	815	3.4%	45.0%
PEUGEOT	218	812	3.4%	89.3%
KIA	152	674	2.8%	92.6%
MAZDA	184	653	2.7%	34.1%
Rest	1032	5178	21.5%	-
TOTAL	5275	24049	100%	42.2%

Segmentare autoturisme electrificate / Electrified PC segmentation

	BEV		PHEV		Full Hybrid		total
APRILIE 2022	828	45.1%	238	13.0%	771	42.0%	1 837
MARTIE 2022	1048	43.8%	335	14.0%	1007	42.1%	2 390



	BEV		PHEV		Full Hybrid		total
YTD2022	2931	40.1%	1199	16.4%	3183	43.5%	7 313
YTD2021	499	15.8%	462	14.6%	2203	69.6%	3 164



Categoria Full Hybrid nu include si Mild Hybrid // Full Hybrid category does not include Mild Hybrid vehicles

Inmatriculări autoturisme electrificate pe marca / Electrified Passenger car registrations by make

Top Marci - Electrice

MARCA	2022	2021	Var. %
DACIA	1458	0	-
TESLA	280	10	>900%
VOLKSWAGEN	225	153	47.1%
HYUNDAI	215	30	616.7%
MERCEDES BENZ	106	6	>900%
RENAULT	106	36	194.4%
BMW	84	51	64.7%
SKODA	68	13	423.1%
PEUGEOT	61	56	8.9%
FORD	43	0	-
Altele	285	144	-
TOTAL	2931	499	487.4%

Top Marci - Plug-in hybrid

MARCA	2022	2021	Var. %
MERCEDES BENZ	255	95	168.4%
VOLVO	138	84	64.3%
FORD	131	39	235.9%
BMW	121	80	51.3%
HYUNDAI	119	5	>900%
SKODA	80	9	788.9%
RENAULT	70	53	32.1%
VOLKSWAGEN	56	8	600.0%
MITSUBISHI	51	23	121.7%
JEEP	46	0	-
Altele	132	66	-
TOTAL	1199	462	159.5%

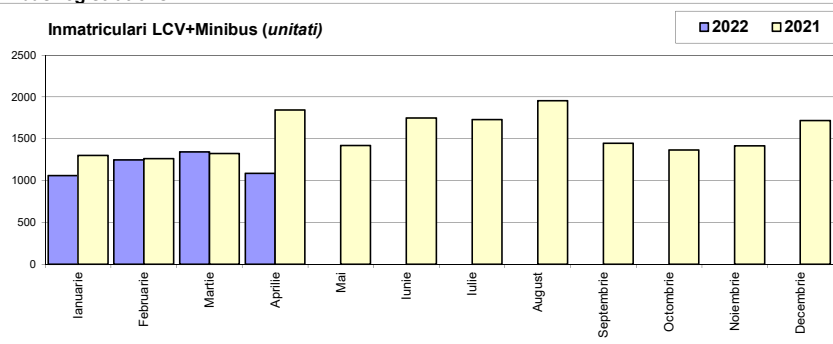
Top Marci - Full Hybrid

MARCA	2022	2021	Var. %
TOYOTA	2052	1766	16.2%
HYUNDAI	360	268	34.3%
FORD	317	59	437.3%
HONDA	209	21	895.2%
RENAULT	146	23	534.8%
LEXUS	62	49	26.5%
SUZUKI	17	2	750.0%
KIA	11	5	120.0%
SUBARU	6	10	-40.0%
MAZDA	3	0	-
TOTAL	3183	2203	44.5%

Inmatriculari comerciale usoare si minibus / LCV & Minibus registrations

Luna/An	2022	2021	Variatie
Ianuarie	1 060	1 303	-18.6%
Februarie	1 249	1 265	-1.3%
Martie	1 344	1 326	1.4%
Aprilie	1 089	1 846	-41.0%
Mai		1 420	-
Iunie		1 751	-
Iulie		1 732	-
August		1 956	-
Septembrie		1 446	-
Octombrie		1 366	-
Noiembrie		1 417	-
Decembrie		1 719	-
Total	4 742	5 740	-17.4%

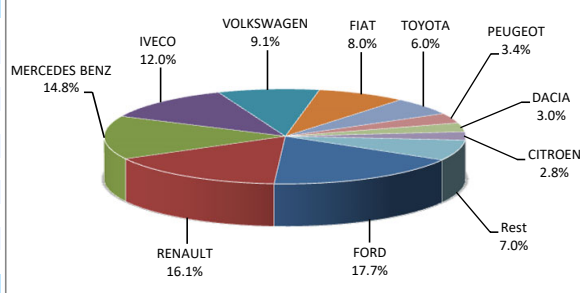
18 547



Inmatriculari comerciale <3.5t si minibus - marci / LCV + minibus registrations by make

MARCA	Aprilie	Var. luna sim.	2022	Var. an anterior
	unitati	an anterior	unitati	
FORD	191	-38.6%	837	-27.0%
RENAULT	334	153.0%	765	25.6%
MERCEDES BENZ	129	-17.8%	703	11.2%
IVECO	144	-6.5%	570	-9.8%
VOLKSWAGEN	52	-57.7%	430	2.6%
FIAT	62	-50.4%	378	8.9%
TOYOTA	67	28.8%	286	15.8%
PEUGEOT	15	-66.7%	162	55.8%
DACIA	29	-95.1%	144	-86.7%
CITROEN	16	-59.0%	134	-16.8%
Rest	50	-57.6%	333	-
TOTAL	1089	-41.0%	4742	-17.4%

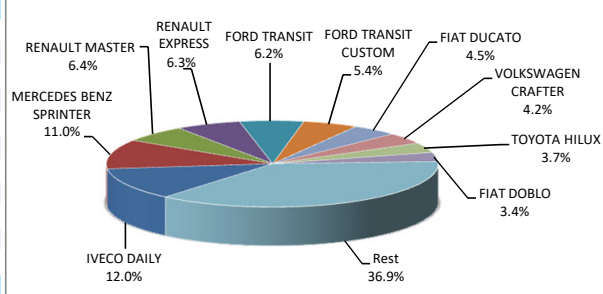
Inmatriculari LCV si minibus - marci - 2022



Inmatriculari comerciale <3.5t si minibus - modele / LCV + minibus registrations by models

MODEL	Aprilie	Var. luna sim.	2022	Var. an anterior
	unitati	an anterior	unitati	
IVECO DAILY	144	-6.5%	569	-9.8%
MERCEDES BENZ SPRINTER	102	-25.5%	521	-3.3%
RENAULT MASTER	113	20.2%	302	-14.2%
RENAULT EXPRESS	158	-	300	-
FORD TRANSIT	76	-51.3%	295	-43.7%
FORD TRANSIT CUSTOM	37	-51.9%	254	14.9%
FIAT DUCATO	52	-10.3%	214	-9.7%
VOLKSWAGEN CRAFTER	30	-41.2%	198	-16.1%
TOYOTA HILUX	37	32.1%	176	3.5%
FIAT DOBLO	8	-88.1%	162	47.3%
Rest	332	-67.6%	1751	-
TOTAL	1089	-41.0%	4742	-17.4%

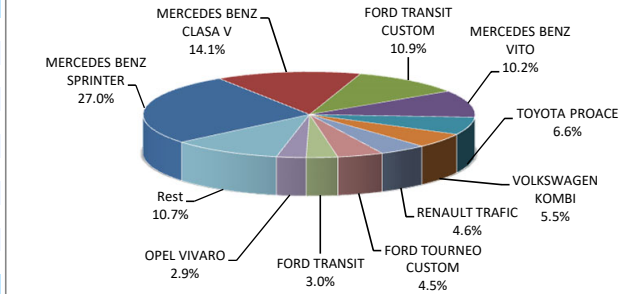
Inmatriculari LCV si minibus - modele - 2022



Inmatriculari minibus - modele / Minibus registrations by models

MODEL	Aprilie	Var. luna sim.	2022	Var. an anterior
	unitati	an anterior	unitati	
MERCEDES BENZ SPRINTER	26	-21.2%	151	16.2%
MERCEDES BENZ CLASA V	11	22.2%	79	119.4%
FORD TRANSIT CUSTOM	8	-66.7%	61	-35.1%
MERCEDES BENZ VITO	7	40.0%	57	119.2%
TOYOTA PROACE	7	-22.2%	37	48.0%
VOLKSWAGEN KOMBI	7	-58.8%	31	-8.8%
RENAULT TRAFIC	10	0.0%	26	-65.8%
FORD TOURNEO CUSTOM	9	28.6%	25	38.9%
FORD TRANSIT	6	-40.0%	17	-37.0%
OPEL VIVARO	5	0.0%	16	0.0%
Rest	21	50.0%	60	-
TOTAL	117	-18.2%	560	3.9%

Inmatriculari minibus - modele - 2022



Inmatriculari pick-up - modele / Pick-up registrations by models

MODEL	Aprilie	Var. luna sim.	2022	Var. an anterior
	unitati	an anterior	unitati	
TOYOTA HILUX	37	32.1%	176	3.5%
FORD RANGER	33	-17.5%	138	-28.9%
MITSUBISHI L200	7	-30.0%	62	181.8%
ISUZU D MAX	3	50.0%	32	18.5%
NISSAN NAVARA	2	-96.8%	11	-88.3%
JEEP GLADIATOR	4	-	10	-
RAM 1500	0	-	2	-
DACIA DUSTER	0	-100.0%	1	-98.1%
PIAGGIO PORTER	0	-	1	-
SSANGYONG MUSSO GRAND	0	-	1	-90.0%
Rest	0	-100.0%	0	-
TOTAL	86	-48.8%	434	-25.3%

Inmatriculari pick-up - modele - 2022

