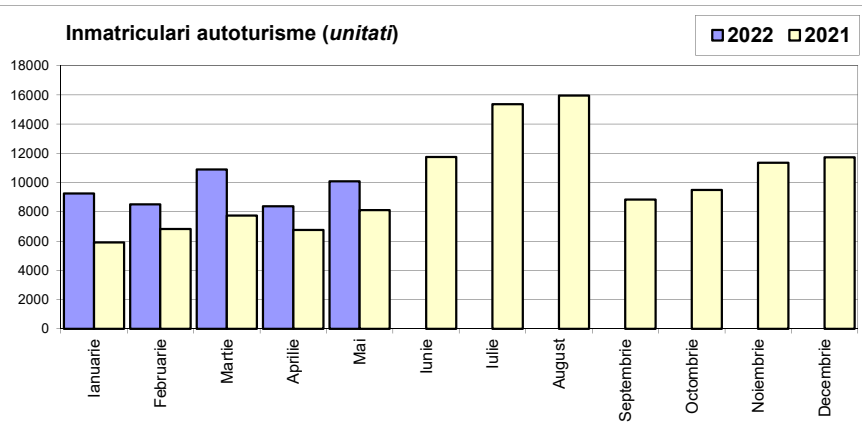


Inmatriculari autoturisme / Passenger car registrations

Luna/An	2022	2021	Variatie
Ianuarie	9 248	5 915	56.3%
Februarie	8 510	6 815	24.9%
Martie	10 902	7 753	40.6%
Aprilie	8 371	6 750	24.0%
Mai	10 080	8 113	24.2%
Iunie		11 747	-
Iulie		15 360	-
August		15 956	-
Septembrie		8 826	-
Octombrie		9 493	-
Noiembrie		11 358	-
Decembrie		11 731	-
Total	47 111	35 346	33.3%

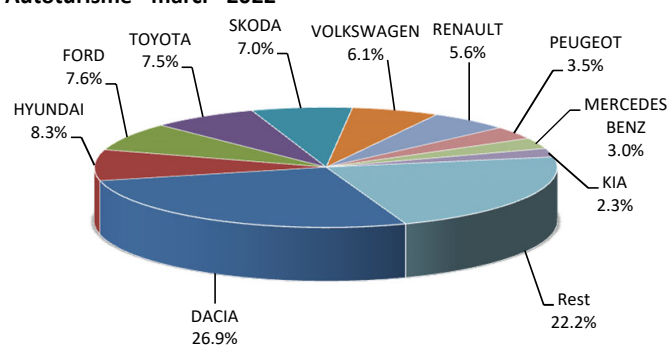
119 817



Top inmatriculari autoturisme - marci / Passenger car top - by make

MARCA	Mai unitati	Var. luna sim. an anterior	2022 unitati	Var. an anterior
DACIA	3000	58.4%	12688	72.8%
HYUNDAI	639	111.6%	3921	55.2%
FORD	843	53.6%	3602	29.6%
TOYOTA	944	79.1%	3510	22.1%
SKODA	703	-19.8%	3307	-0.9%
VOLKSWAGEN	564	16.0%	2880	12.9%
RENAULT	508	-30.7%	2647	22.8%
PEUGEOT	280	-3.1%	1630	36.2%
MERCEDES BENZ	299	3.1%	1390	4.2%
KIA	253	41.3%	1090	58.4%
Rest	2047	3.0%	10446	-
TOTAL	10080	24.2%	47111	33.3%

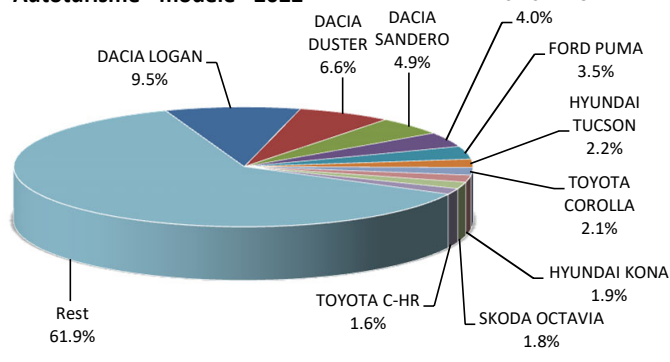
Autoturisme - marci - 2022



Top inmatriculari autoturisme - modele / Passenger car top - by model

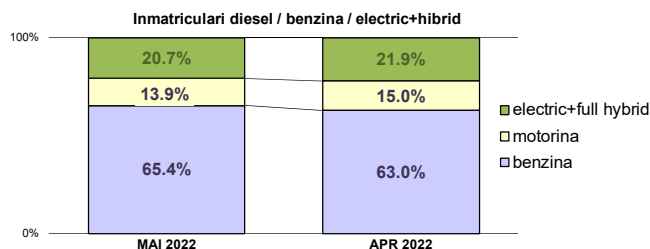
MODEL	Mai unitati	Var. luna sim. an anterior	2022 unitati	Var. an anterior
DACIA LOGAN	1252	53.8%	4470	61.1%
DACIA DUSTER	510	-24.9%	3118	39.6%
DACIA SANDERO	436	20.1%	2331	28.7%
DACIA SPRING	426	-	1884	-
FORD PUMA	341	75.8%	1644	66.2%
HYUNDAI TUCSON	209	69.9%	1044	19.6%
TOYOTA COROLLA	296	69.1%	968	19.4%
HYUNDAI KONA	113	98.2%	898	112.8%
SKODA OCTAVIA	106	-66.7%	848	-30.8%
TOYOTA C-HR	186	55.0%	765	13.5%
Rest	6205	17.7%	29141	-
TOTAL	10080	24.2%	47111	33.3%

Autoturisme - modele - 2022

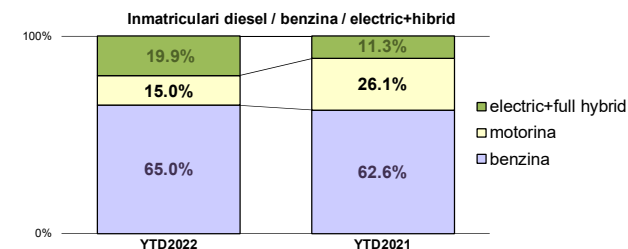


Segmentare autoturisme dupa tipul de combustibil / PC segmentation by type of fuel

	benzina		motorina		electric+full hybrid		total
MAI 2022	6595	65.4%	1400	13.9%	2085	20.7%	10 080
APR 2022	5275	63.0%	1259	15.0%	1837	21.9%	8 371



	benzina		motorina		electric+full hybrid		total
YTD2022	30644	65.0%	7069	15.0%	9398	19.9%	47 111
YTD2021	22123	62.6%	9238	26.1%	3985	11.3%	35 346



Categoria Full Hybrid nu include si Mild Hybrid // Full Hybrid category does not include Mild Hybrid vehicles

Inmatriculari autoturisme in functie de tipul de combustibil / Passenger car registrations by fuel type

Luna/An	2022				Pondere				Variatie 22/21			
	Motorina	Benzina	EV	HEV	Motorina	Benzina	EV	HEV	motorina	benzina	EV	HEV
Ianuarie	1 286	6 306	914	742	13.9%	68.2%	9.9%	8.0%	-18.0%	80.2%	247.5%	27.1%
Februarie	1 435	5 645	767	663	16.9%	66.3%	9.0%	7.8%	-18.3%	33.3%	192.7%	18.4%
Martie	1 689	6 823	1 383	1 007	15.5%	62.6%	12.7%	9.2%	-19.6%	41.4%	457.7%	74.2%
Aprilie	1 259	5 275	1 066	771	15.0%	63.0%	12.7%	9.2%	-27.1%	21.1%	467.0%	60.3%
Mai	1 400	6 595	965	1 120	13.9%	65.4%	9.6%	11.1%	-32.9%	26.7%	317.7%	89.8%
Total	7 069	30 644	5 095	4 303	15.0%	65.0%	10.8%	9.1%	-23.5%	38.5%	327.4%	54.1%

Categoria EV cuprinde atat autoturismele electrice 100% si pe cele Plug-in // The EV category includes full electric vehicles and Plug-In vehicles.

Categoria HEV cuprinde doar autoturismele Full Hybrid // The HEV category includes only Full Hybrid vehicles

Top 10 Autoturisme in functie de tipul de alimentare - marci / Top 10 passenger car sales by fuel type and make

Top 10 Motorina - marci

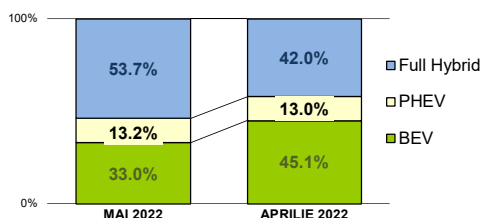
MARCA	Mai 2022	2022	Pondere %	Var. an anterior
DACIA	485	2227	31.5%	-2.0%
SKODA	200	969	13.7%	-34.9%
VOLKSWAGEN	108	577	8.2%	-28.9%
PEUGEOT	80	535	7.6%	2.9%
AUDI	69	452	6.4%	50.7%
BMW	101	442	6.3%	-54.5%
FORD	94	391	5.5%	-49.4%
MERCEDES BENZ	82	353	5.0%	-42.7%
RENAULT	36	224	3.2%	-7.4%
KIA	7	129	1.8%	-31.0%
Rest	138	770	10.9%	-
TOTAL	1400	7069	100.0%	-23.5%

Top 10 Benzina - marci

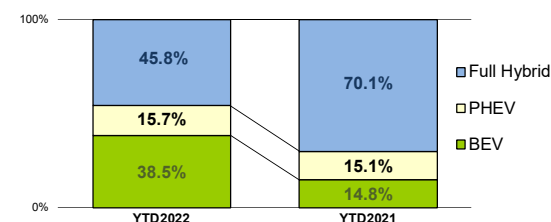
MARCA	Mai 2022	2022	Pondere %	Var. an anterior
DACIA	2089	8577	28.0%	69.2%
HYUNDAI	498	3074	10.0%	46.3%
FORD	621	2592	8.5%	37.4%
SKODA	477	2164	7.1%	19.6%
RENAULT	380	2009	6.6%	17.5%
VOLKSWAGEN	403	1969	6.4%	27.9%
PEUGEOT	187	999	3.3%	64.3%
KIA	223	897	2.9%	86.9%
JEEP	67	882	2.9%	52.3%
MAZDA	226	879	2.9%	35.4%
Rest	1424	6602	21.5%	-
TOTAL	6595	30644	100%	38.5%

Segmentare autoturisme electrificate / Electrified PC segmentation

	BEV		PHEV		Full Hybrid		total
MAI 2022	689	33.0%	276	13.2%	1120	53.7%	2 085
APRILIE 2022	828	45.1%	238	13.0%	771	42.0%	1 837



	BEV		PHEV		Full Hybrid		total
YTD2022	3620	38.5%	1475	15.7%	4303	45.8%	9 398
YTD2021	590	14.8%	602	15.1%	2793	70.1%	3 985



Categoria Full Hybrid nu include si Mild Hybrid // Full Hybrid category does not include Mild Hybrid vehicles

Inmatriculari autoturisme electrificate pe marca / Electrified Passenger car registrations by make

Top Marci - Electrice

MARCA	2022	2021	Var. %
DACIA	1884	0	-
TESLA	308	14	>900%
VOLKSWAGEN	269	185	45.4%
HYUNDAI	264	34	676.5%
RENAULT	128	48	166.7%
MERCEDES BENZ	127	13	876.9%
BMW	100	56	78.6%
SKODA	87	19	357.9%
PEUGEOT	70	61	14.8%
FORD	51	0	-
Altele	332	160	-
TOTAL	3620	590	513.6%

Top Marci - Plug-in hybrid

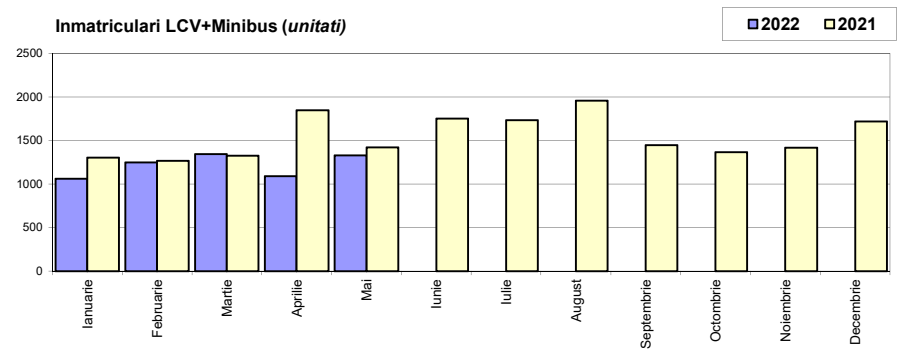
MARCA	2022	2021	Var. %
MERCEDES BENZ	319	127	151.2%
FORD	155	52	198.1%
VOLVO	154	100	54.0%
BMW	153	103	48.5%
HYUNDAI	152	8	>900%
RENAULT	92	70	31.4%
SKODA	87	22	295.5%
JEEP	73	0	-
VOLKSWAGEN	65	14	364.3%
MITSUBISHI	62	25	148.0%
Altele	163	81	-
TOTAL	1475	602	145.0%

Top Marci - Full Hybrid

MARCA	2022	2021	Var. %
TOYOTA	2865	2194	30.6%
FORD	413	68	507.4%
HYUNDAI	411	319	28.8%
HONDA	284	36	688.9%
RENAULT	194	85	128.2%
LEXUS	75	66	13.6%
KIA	30	8	275.0%
SUZUKI	21	4	425.0%
SUBARU	6	13	-53.8%
MAZDA	4	0	-
TOTAL	4303	2793	54.1%

Inmatriculari comerciale usoare si minibus / LCV & Minibus registrations

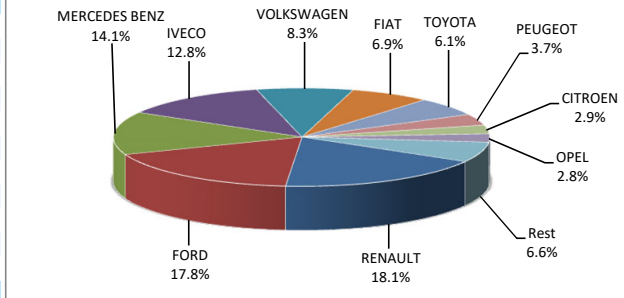
Luna/An	2022	2021	Variatie
Ianuarie	1 060	1 303	-18.6%
Februarie	1 249	1 265	-1.3%
Martie	1 344	1 326	1.4%
Aprilie	1 089	1 846	-41.0%
Mai	1 329	1 420	-6.4%
Iunie		1 751	-
Iulie		1 732	-
August		1 956	-
Septembrie		1 446	-
Octombrie		1 366	-
Noiembrie		1 417	-
Decembrie		1 719	-
Total	6 071	7 160	-15.2%



Inmatriculari comerciale <3.5t si minibus - marci / LCV + minibus registrations by make

MARCA	Mai unitati	Var. luna sim. an anterior	2022 unitati	Var. an anterior
RENAULT	331	154.6%	1096	48.3%
FORD	244	-30.7%	1081	-27.8%
MERCEDES BENZ	156	-2.5%	859	8.5%
IVECO	205	10.2%	775	-5.3%
VOLKSWAGEN	72	-45.5%	502	-8.9%
FIAT	41	5.1%	419	8.5%
TOYOTA	84	21.7%	370	17.1%
PEUGEOT	63	50.0%	225	54.1%
CITROEN	41	17.1%	175	-10.7%
OPEL	40	48.1%	167	-15.2%
Rest	52	-79.0%	402	-
TOTAL	1329	-6.4%	6071	-15.2%

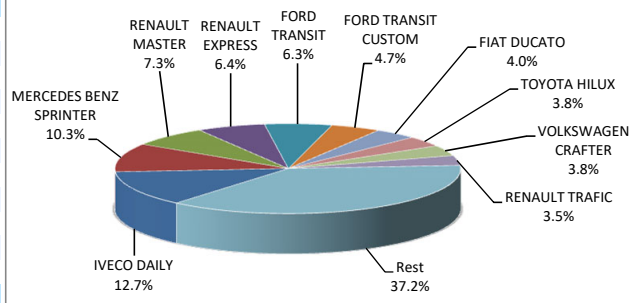
Inmatriculari LCV si minibus - marci - 2022



Inmatriculari comerciale <3.5t si minibus - modele / LCV + minibus registrations by models

MODEL	Mai unitati	Var. luna sim. an anterior	2022 unitati	Var. an anterior
IVECO DAILY	202	8.6%	771	-5.6%
MERCEDES BENZ SPRINTER	103	-23.1%	624	-7.3%
RENAULT MASTER	142	52.7%	444	-0.2%
RENAULT EXPRESS	88	>900%	388	>900%
FORD TRANSIT	86	-55.7%	381	-46.9%
FORD TRANSIT CUSTOM	29	-62.8%	283	-5.4%
FIAT DUCATO	31	24.0%	245	-6.5%
TOYOTA HILUX	54	-3.6%	230	1.8%
VOLKSWAGEN CRAFTER	32	-38.5%	230	-20.1%
RENAULT TRAFIC	96	380.0%	215	4.9%
Rest	466	-19.1%	2260	-
TOTAL	1329	-6.4%	6071	-15.2%

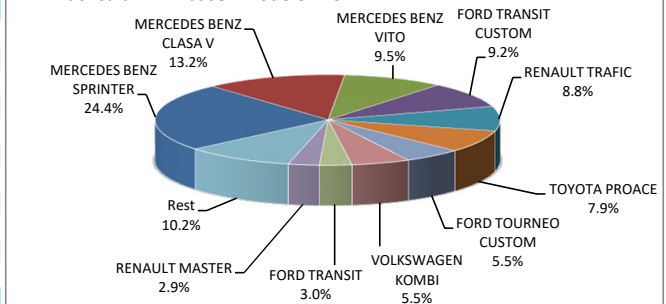
Inmatriculari LCV si minibus - modele - 2022



Inmatriculari minibus - modele / Minibus registrations by models

MODEL	Mai unitati	Var. luna sim. an anterior	2022 unitati	Var. an anterior
MERCEDES BENZ SPRINTER	19	-17.4%	170	11.1%
MERCEDES BENZ CLASA V	13	44.4%	92	104.4%
MERCEDES BENZ VITO	9	-10.0%	66	83.3%
FORD TRANSIT CUSTOM	3	-90.6%	64	-49.2%
RENAULT TRAFIC	35	600.0%	61	-24.7%
TOYOTA PROACE	18	350.0%	55	89.7%
FORD TOURNEO CUSTOM	13	550.0%	38	90.0%
VOLKSWAGEN KOMBI	7	-65.0%	38	-29.6%
FORD TRANSIT	4	-50.0%	21	-40.0%
RENAULT MASTER	7	250.0%	20	53.8%
Rest	8	-55.6%	71	-
TOTAL	136	2.3%	696	3.6%

Inmatriculari minibus - modele - 2022



Inmatriculari pick-up - modele / Pick-up registrations by models

MODEL	Mai unitati	Var. luna sim. an anterior	2022 unitati	Var. an anterior
TOYOTA HILUX	54	-3.6%	230	1.8%
FORD RANGER	46	7.0%	184	-22.4%
MITSUBISHI L200	10	42.9%	72	148.3%
ISUZU D MAX	6	-33.3%	38	5.6%
JEEP GLADIATOR	1	-	11	-
NISSAN NAVARA	0	-100.0%	11	-89.2%
PIAGGIO PORTER	2	-	3	-
SSANGYONG MUSSO GRAND	2	-	3	-70.0%
RAM 1500	0	-	2	-
DACIA DUSTER	0	-100.0%	1	-99.4%
Rest	0	-100.0%	0	-
TOTAL	121	-49.8%	555	-32.5%

Inmatriculari pick-up - modele - 2022

