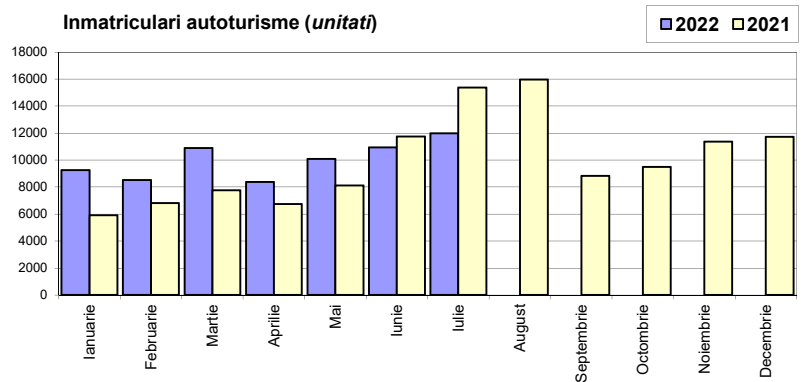


## Inmatriculari autoturisme / Passenger car registrations

Luna/An	2022	2021	Variatie
Ianuarie	9 248	5 915	56.3%
Februarie	8 510	6 815	24.9%
Martie	10 902	7 753	40.6%
Aprilie	8 371	6 750	24.0%
Mai	10 080	8 113	24.2%
Iunie	10 930	11 747	-7.0%
Iulie	11 987	15 360	-22.0%
August		15 956	-
Septembrie		8 826	-
Octombrie		9 493	-
Noiembrie		11 358	-
Decembrie		11 731	-
<b>Total</b>	<b>70 028</b>	<b>62 453</b>	<b>12.1%</b>

119 817

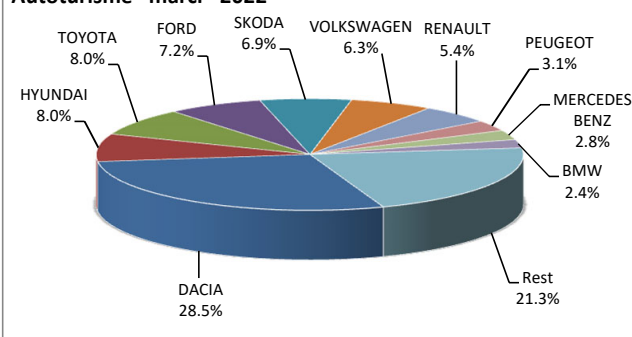
Inmatriculari autoturisme (unitati)



## Top inmatriculari autoturisme - marci / Passenger car top - by make

MARCA	Iulie unitati	Var. luna sim. an anterior	2022 unitati	Var. an anterior
DACIA	3686	-20.7%	19962	32.7%
HYUNDAI	982	-15.9%	5612	27.2%
TOYOTA	992	1.7%	5607	19.8%
FORD	571	-39.7%	5074	11.5%
SKODA	877	-9.7%	4839	-8.2%
VOLKSWAGEN	748	-35.1%	4390	-4.0%
RENAULT	720	-11.7%	3797	-3.3%
PEUGEOT	357	-32.6%	2169	12.4%
MERCEDES BENZ	271	-11.1%	1953	-1.4%
BMW	328	-3.2%	1696	-22.8%
Rest	2455	-30.0%	14929	-
<b>TOTAL</b>	<b>11987</b>	<b>-22.0%</b>	<b>70028</b>	<b>12.1%</b>

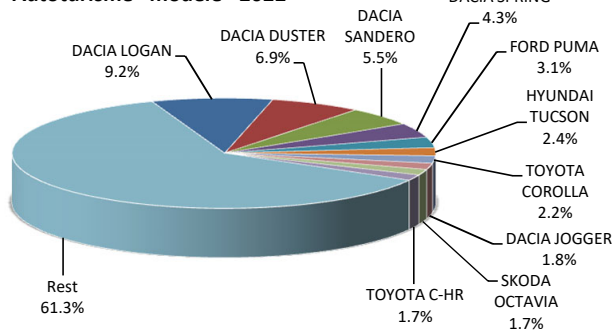
Autoturisme - marci - 2022



## Top inmatriculari autoturisme - modele / Passenger car top - by model

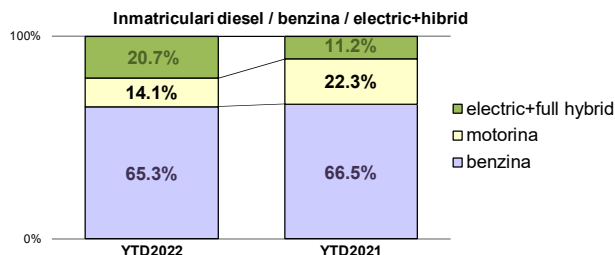
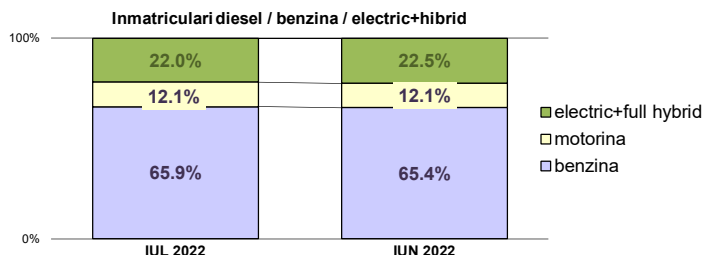
MODEL	Iulie unitati	Var. luna sim. an anterior	2022 unitati	Var. an anterior
DACIA LOGAN	828	-55.1%	6441	9.1%
DACIA DUSTER	912	-27.3%	4856	14.2%
DACIA SANDERO	963	-33.5%	3857	-5.3%
DACIA SPRING	597	-	2982	>900%
FORD PUMA	164	-66.5%	2155	11.7%
HYUNDAI TUCSON	386	6.9%	1656	7.1%
TOYOTA COROLLA	238	-26.1%	1535	10.4%
DACIA JOGGER	363	-	1280	-
SKODA OCTAVIA	211	-31.9%	1191	-37.9%
TOYOTA C-HR	188	-4.1%	1175	10.0%
Rest	7137	-21.9%	42900	-
<b>TOTAL</b>	<b>11987</b>	<b>-22.0%</b>	<b>70028</b>	<b>12.1%</b>

Autoturisme - modele - 2022



## Segmentare autoturisme dupa tipul de combustibil / PC segmentation by type of fuel

	benzina		motorina		electric+full hybrid		total		benzina		motorina		electric+full hybrid		total
IUL 2022	7899	65.9%	1456	12.1%	2632	22.0%	11 987	YTD2022	45694	65.3%	9849	14.1%	14485	20.7%	70 028
IUN 2022	7151	65.4%	1324	12.1%	2455	22.5%	10 930	YTD2021	41513	66.5%	13922	22.3%	7018	11.2%	62 453



Categoria Full Hybrid nu include si Mild Hybrid // Full Hybrid category does not include Mild Hybrid vehicles

## Inmatriculari autoturisme in functie de tipul de combustibil / Passenger car registrations by fuel type

Luna/An	2022				Pondere				Variatie 22/21			
	Motorina	Benzina	EV	HEV	Motorina	Benzina	EV	HEV	motorina	benzina	EV	HEV
Ianuarie	1 286	6 306	914	742	13.9%	68.2%	9.9%	8.0%	-18.0%	80.2%	247.5%	27.1%
Februarie	1 435	5 645	767	663	16.9%	66.3%	9.0%	7.8%	-18.3%	33.3%	192.7%	18.4%
Martie	1 689	6 823	1 383	1 007	15.5%	62.6%	12.7%	9.2%	-19.6%	41.4%	457.7%	74.2%
Aprilie	1 259	5 275	1 066	771	15.0%	63.0%	12.7%	9.2%	-27.1%	21.1%	467.0%	60.3%
Mai	1 400	6 595	965	1 120	13.9%	65.4%	9.6%	11.1%	-32.9%	26.7%	317.7%	89.8%
Iunie	1 324	7 151	1 196	1 259	12.1%	65.4%	10.9%	11.5%	-38.8%	-13.3%	130.9%	53.7%
Iulie	1 456	7 899	1 374	1 258	12.1%	65.9%	11.5%	10.5%	-42.2%	-29.1%	113.0%	19.7%
<b>Total</b>	<b>9 849</b>	<b>45 694</b>	<b>7 665</b>	<b>6 820</b>	<b>14.1%</b>	<b>65.3%</b>	<b>10.9%</b>	<b>9.7%</b>	<b>-29.3%</b>	<b>10.1%</b>	<b>225.5%</b>	<b>46.3%</b>

Categoria EV cuprinde atat autoturismele electrice 100% si pe cele Plug-in // The EV category includes full electric vehicles and Plug-In vehicles.

Categoria HEV cuprinde doar autoturismele Full Hybrid // The HEV category includes only Full Hybrid vehicles

## Top 10 Autoturisme in functie de tipul de alimentare - marci / Top 10 passenger car sales by fuel type and make

## Top 10 Motorina - marci

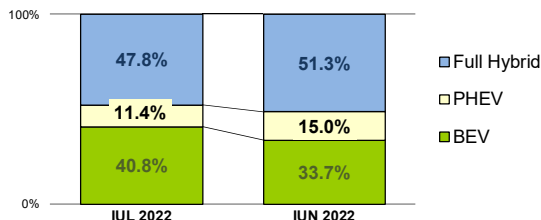
MARCA	Iulie 2022	2022	Pondere %	Var. an anterior
DACIA	462	3102	31.5%	-22.4%
SKODA	265	1451	14.7%	-30.2%
VOLKSWAGEN	149	869	8.8%	-30.2%
PEUGEOT	86	689	7.0%	-18.0%
BMW	120	661	6.7%	-49.6%
AUDI	57	570	5.8%	20.8%
MERCEDES BENZ	79	512	5.2%	-40.3%
FORD	34	494	5.0%	-49.9%
RENAULT	42	324	3.3%	-8.0%
VOLVO	31	177	1.8%	-30.3%
Rest	131	1000	10.2%	-
<b>TOTAL</b>	<b>1456</b>	<b>9849</b>	<b>100.0%</b>	<b>-29.3%</b>

## Top 10 Benzina - marci

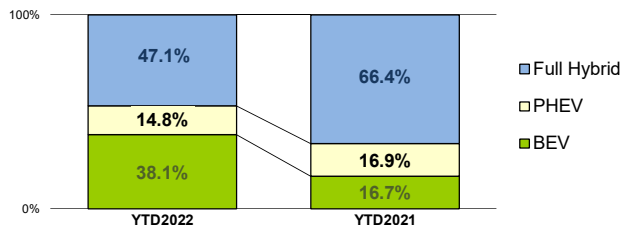
MARCA	Iulie 2022	2022	Pondere %	Var. an anterior
DACIA	2627	13878	30.4%	26.3%
HYUNDAI	792	4434	9.7%	22.1%
FORD	432	3704	8.1%	9.2%
SKODA	587	3152	6.9%	1.5%
VOLKSWAGEN	502	2976	6.5%	2.8%
RENAULT	563	2877	6.3%	-9.0%
KIA	261	1409	3.1%	54.3%
PEUGEOT	242	1340	2.9%	34.1%
MAZDA	186	1264	2.8%	-4.0%
SUZUKI	169	1199	2.6%	-56.9%
Rest	1538	9461	20.7%	-
<b>TOTAL</b>	<b>7899</b>	<b>45694</b>	<b>100%</b>	<b>10.1%</b>

## Segmentare autoturisme electrificate / Electrified PC segmentation

	BEV	PHEV	Full Hybrid	total
IUL 2022	1073	301	1258	2 632
IUN 2022	827	369	1259	2 455



	BEV	PHEV	Full Hybrid	total
YTD2022	5520	2145	6820	14 485
YTD2021	1172	1183	4663	7 018



Categoria Full Hybrid nu include si Mild Hybrid // Full Hybrid category does not include Mild Hybrid vehicles

## Inmatriculari autoturisme electrificate pe marca / Electrified Passenger car registrations by make

## Top Marci - Electrice

MARCA	2022	2021	Var. %
DACIA	2982	65	>900%
VOLKSWAGEN	458	369	24.1%
TESLA	425	21	>900%
HYUNDAI	357	109	227.5%
MERCEDES BENZ	187	47	297.9%
RENAULT	163	102	59.8%
BMW	140	82	70.7%
SKODA	130	56	132.1%
PEUGEOT	106	77	37.7%
FIAT	93	15	520.0%
Altele	479	229	-
<b>TOTAL</b>	<b>5520</b>	<b>1172</b>	<b>371.0%</b>

## Top Marci - Plug-in hybrid

MARCA	2022	2021	Var. %
MERCEDES BENZ	422	242	74.4%
FORD	259	79	227.8%
BMW	231	173	33.5%
HYUNDAI	225	70	221.4%
VOLVO	198	145	36.6%
RENAULT	146	157	-7.0%
SKODA	106	35	202.9%
JEEP	103	0	-
MITSUBISHI	99	38	160.5%
VOLKSWAGEN	87	65	33.8%
Altele	269	179	-
<b>TOTAL</b>	<b>2145</b>	<b>1183</b>	<b>81.3%</b>

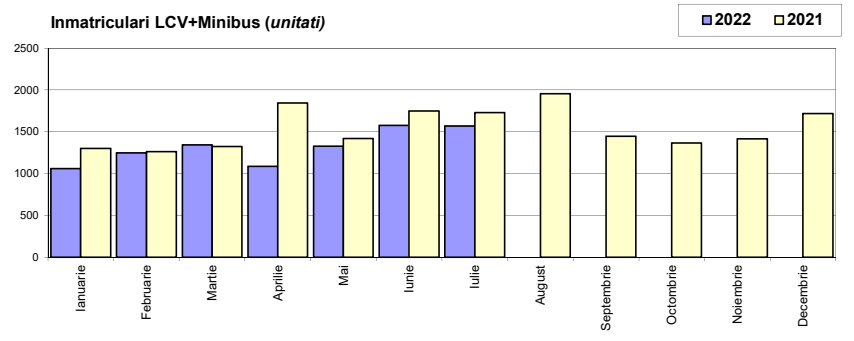
## Top Marci - Full Hybrid

MARCA	2022	2021	Var. %
TOYOTA	4696	3621	29.7%
HYUNDAI	574	530	8.3%
FORD	551	93	492.5%
HONDA	460	104	342.3%
RENAULT	287	152	88.8%
LEXUS	107	102	4.9%
KIA	67	25	168.0%
SUZUKI	35	21	66.7%
MAZDA	31	0	-
SUBARU	12	15	-20.0%
<b>TOTAL</b>	<b>6820</b>	<b>4663</b>	<b>46.3%</b>

**Inmatriculari comerciale usoare si minibus / LCV & Minibus registrations**

Luna/An	2022	2021	Variatie
Ianuarie	1 060	1 303	-18.6%
Februarie	1 249	1 265	-1.3%
Martie	1 344	1 326	1.4%
Aprilie	1 089	1 846	-41.0%
Mai	1 329	1 420	-6.4%
Iunie	1 577	1 751	-9.9%
Iulie	1 568	1 732	-9.5%
August		1 956	-
Septembrie		1 446	-
Octombrie		1 366	-
Noiembrie		1 417	-
Decembrie		1 719	-
<b>Total</b>	<b>9 216</b>	<b>10 643</b>	<b>-13.4%</b>

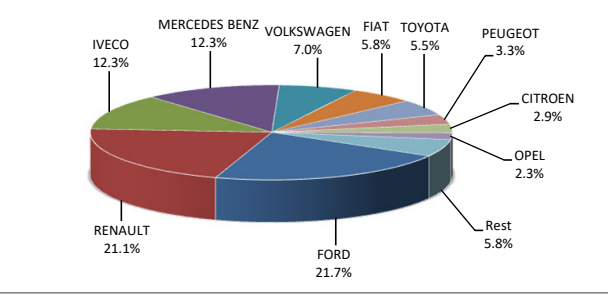
18 547



**Inmatriculari comerciale <3.5t si minibus - marci / LCV + minibus registrations by make**

MARCA	Iulie unitati	Var. luna sim. an anterior	2022 unitati	Var. an anterior
FORD	360	1.7%	1996	-7.2%
RENAULT	474	124.6%	1947	53.1%
IVECO	228	37.3%	1131	-2.5%
MERCEDES BENZ	134	-35.3%	1131	-6.2%
VOLKSWAGEN	68	-51.8%	646	-20.0%
FIAT	70	-13.6%	532	-1.7%
TOYOTA	70	4.5%	505	16.1%
PEUGEOT	30	-37.5%	308	28.9%
CITROEN	39	34.5%	266	0.8%
OPEL	22	-46.3%	216	-24.2%
Rest	73	-81.1%	538	-
<b>TOTAL</b>	<b>1568</b>	<b>-9.5%</b>	<b>9216</b>	<b>-13.4%</b>

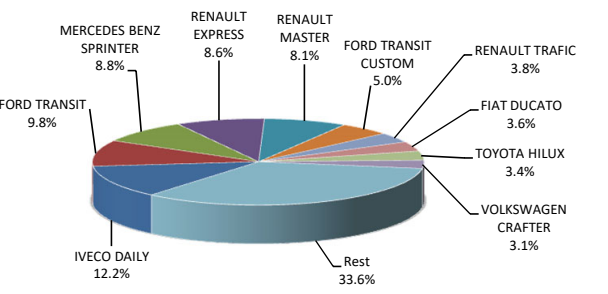
**Inmatriculari LCV si minibus - marci - 2022**



**Inmatriculari comerciale <3.5t si minibus - modele / LCV + minibus registrations by models**

MODEL	Iulie unitati	Var. luna sim. an anterior	2022 unitati	Var. an anterior
IVECO DAILY	227	38.4%	1126	-2.7%
FORD TRANSIT	230	42.0%	901	-12.7%
MERCEDES BENZ SPRINTER	106	-31.6%	812	-18.4%
RENAULT EXPRESS	211	177.6%	796	218.4%
RENAULT MASTER	195	156.6%	744	15.9%
FORD TRANSIT CUSTOM	34	-22.7%	462	13.5%
RENAULT TRAFIC	63	70.3%	346	32.1%
FIAT DUCATO	58	-18.3%	331	-14.7%
TOYOTA HILUX	49	19.5%	316	4.3%
VOLKSWAGEN CRAFTER	22	-61.4%	285	-26.0%
Rest	373	-56.1%	3097	-
<b>TOTAL</b>	<b>1568</b>	<b>-9.5%</b>	<b>9216</b>	<b>-13.4%</b>

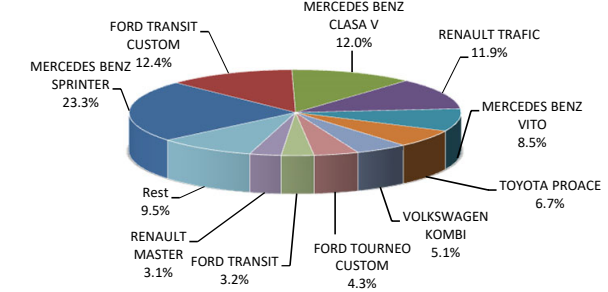
**Inmatriculari LCV si minibus - modele - 2022**



**Inmatriculari minibus - modele / Minibus registrations by models**

MODEL	Iulie unitati	Var. luna sim. an anterior	2022 unitati	Var. an anterior
MERCEDES BENZ SPRINTER	41	7.9%	237	8.7%
FORD TRANSIT CUSTOM	5	-75.0%	126	-21.3%
MERCEDES BENZ CLASA V	11	-38.9%	122	58.4%
RENAULT TRAFIC	48	166.7%	121	15.2%
MERCEDES BENZ VITO	9	-55.0%	86	16.2%
TOYOTA PROACE	4	-69.2%	68	36.0%
VOLKSWAGEN KOMBI	10	150.0%	52	-20.0%
FORD TOURNEO CUSTOM	5	0.0%	44	51.7%
FORD TRANSIT	6	-33.3%	32	-34.7%
RENAULT MASTER	4	-20.0%	31	34.8%
Rest	16	-30.4%	96	-
<b>TOTAL</b>	<b>159</b>	<b>-8.1%</b>	<b>1015</b>	<b>3.8%</b>

**Inmatriculari minibus - modele - 2022**



**Inmatriculari pick-up - modele / Pick-up registrations by models**

MODEL	Iulie unitati	Var. luna sim. an anterior	2022 unitati	Var. an anterior
TOYOTA HILUX	49	19.5%	316	4.3%
FORD RANGER	37	-44.8%	268	-22.8%
MITSUBISHI L200	3	-86.4%	82	24.2%
ISUZU D MAX	13	116.7%	56	-1.8%
JEEP GLADIATOR	1	-	14	-
NISSAN NAVARA	2	-50.0%	13	-88.0%
PIAGGIO PORTER	4	-	9	-
SSANGYONG MUSSO GRAND	1	0.0%	4	-63.6%
DACIA DUSTER	1	-90.9%	2	-98.9%
RAM 1500	0	-	2	-
Rest	1	-	1	-
<b>TOTAL</b>	<b>112</b>	<b>-26.3%</b>	<b>767</b>	<b>-29.8%</b>

**Inmatriculari pick-up - modele - 2022**

