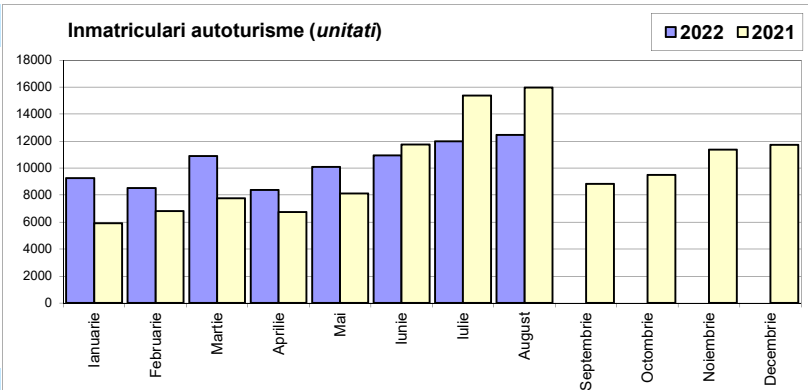


Inmatriculari autoturisme / Passenger car registrations

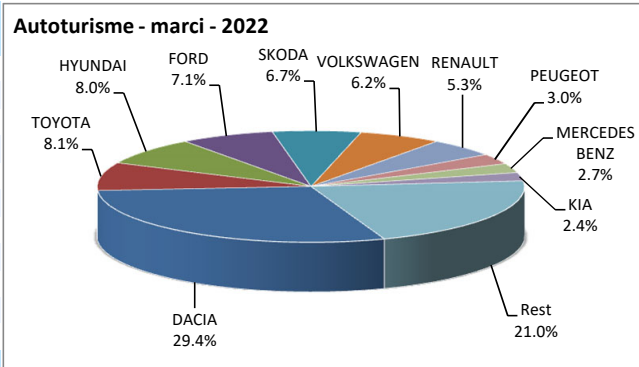
Luna/An	2022	2021	Variatie
Ianuarie	9 248	5 915	56.3%
Februarie	8 510	6 815	24.9%
Martie	10 902	7 753	40.6%
Aprilie	8 371	6 750	24.0%
Mai	10 080	8 113	24.2%
Iunie	10 930	11 747	-7.0%
Iulie	11 987	15 360	-22.0%
August	12 448	15 956	-22.0%
Septembrie		8 826	-
Octombrie		9 493	-
Noiembrie		11 358	-
Decembrie		11 731	-
Total	82 476	78 409	5.2%

119 817



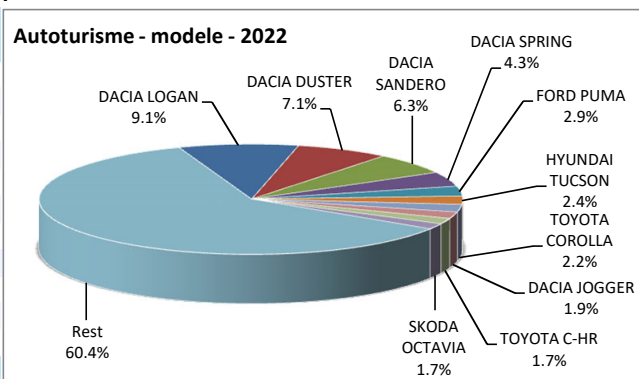
Top inmatriculari autoturisme - marci / Passenger car top - by make

MARCA	August unitati	Var. luna sim. an anterior	2022 unitati	Var. an anterior
DACIA	4278	-32.1%	24240	13.5%
TOYOTA	1083	-0.7%	6690	15.9%
HYUNDAI	995	-17.6%	6607	17.6%
FORD	810	9.6%	5884	11.2%
SKODA	669	-12.0%	5508	-8.7%
VOLKSWAGEN	763	-22.3%	5153	-7.3%
RENAULT	577	-30.6%	4374	-8.0%
PEUGEOT	291	-29.9%	2460	4.9%
MERCEDES BENZ	273	-2.2%	2226	-1.5%
KIA	300	-27.4%	1982	13.9%
Rest	2409	-18.0%	17352	-
TOTAL	12448	-22.0%	82476	5.2%

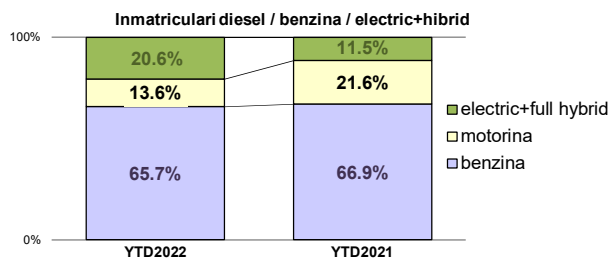
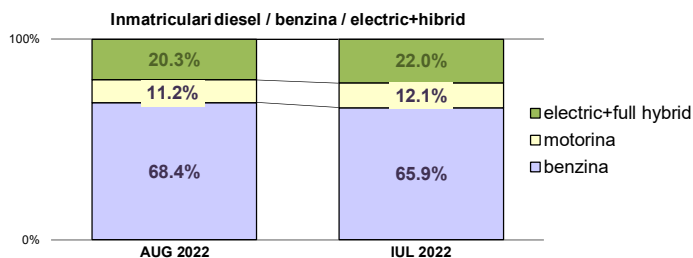


Top inmatriculari autoturisme - modele / Passenger car top - by model

MODEL	August unitati	Var. luna sim. an anterior	2022 unitati	Var. an anterior
DACIA LOGAN	1071	-56.1%	7512	-10.0%
DACIA DUSTER	1013	-55.9%	5869	-10.4%
DACIA SANDERO	1322	-9.8%	5179	-6.5%
DACIA SPRING	544	-	3526	>900%
FORD PUMA	240	-41.0%	2395	2.5%
HYUNDAI TUCSON	346	10.2%	2002	7.6%
TOYOTA COROLLA	295	-10.3%	1830	6.5%
DACIA JOGGER	320	-	1600	-
TOYOTA C-HR	215	-14.7%	1390	5.3%
SKODA OCTAVIA	189	-18.2%	1380	-35.8%
Rest	6893	-16.1%	49793	-
TOTAL	12448	-22.0%	82476	5.2%



	benzina		motorina		electric+full hybrid		total	benzina		motorina		electric+full hybrid		total	
AUG 2022	8519	68.4%	1396	11.2%	2533	20.3%	12 448	YTD2022	54213	65.7%	11245	13.6%	17018	20.6%	82 476
IUL 2022	7899	65.9%	1456	12.1%	2632	22.0%	11 987	YTD2021	52487	66.9%	16931	21.6%	8991	11.5%	78 409



Categoria Full Hybrid nu include si Mild Hybrid // Full Hybrid category does not include Mild Hybrid vehicles

Inmatriculari autoturisme in functie de tipul de combustibil / Passenger car registrations by fuel type

Luna/An	2022				Pondere				Variatie 22/21			
	Motorina	Benzina	EV	HEV	Motorina	Benzina	EV	HEV	motorina	benzina	EV	HEV
Ianuarie	1 286	6 306	914	742	13.9%	68.2%	9.9%	8.0%	-18.0%	80.2%	247.5%	27.1%
Februarie	1 435	5 645	767	663	16.9%	66.3%	9.0%	7.8%	-18.3%	33.3%	192.7%	18.4%
Martie	1 689	6 823	1 383	1 007	15.5%	62.6%	12.7%	9.2%	-19.6%	41.4%	457.7%	74.2%
Aprilie	1 259	5 275	1 066	771	15.0%	63.0%	12.7%	9.2%	-27.1%	21.1%	467.0%	60.3%
Mai	1 400	6 595	965	1 120	13.9%	65.4%	9.6%	11.1%	-32.9%	26.7%	317.7%	89.8%
Iunie	1 324	7 151	1 196	1 259	12.1%	65.4%	10.9%	11.5%	-38.8%	-13.3%	130.9%	53.7%
Iulie	1 456	7 899	1 374	1 258	12.1%	65.9%	11.5%	10.5%	-42.2%	-29.1%	113.0%	19.7%
August	1 396	8 519	1 279	1 254	11.2%	68.4%	10.3%	10.1%	-53.6%	-22.4%	61.3%	6.3%
Total	11 245	54 213	8 944	8 074	13.6%	65.7%	10.8%	9.8%	-33.6%	3.3%	184.1%	38.2%

Categoria EV cuprinde atat autoturismele electrice 100% si pe cele Plug-in // The EV category includes full electric vehicles and Plug-in vehicles.
 Categoria HEV cuprinde doar autoturismele Full Hybrid // The HEV category includes only Full Hybrid vehicles

Top 10 Autoturisme in functie de tipul de alimentare - marci / Top 10 passenger car sales by fuel type and make

Top 10 Motorina - marci

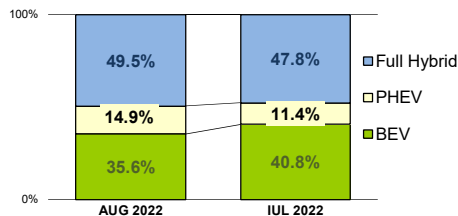
MARCA	August 2022	2022	Pondere %	Var. an anterior
DACIA	463	3565	31.7%	-37.9%
SKODA	165	1616	14.4%	-27.9%
VOLKSWAGEN	129	998	8.9%	-28.3%
BMW	103	764	6.8%	-46.2%
PEUGEOT	68	757	6.7%	-26.6%
AUDI	93	663	5.9%	17.8%
FORD	89	583	5.2%	-45.3%
MERCEDES BENZ	71	583	5.2%	-39.3%
RENAULT	45	369	3.3%	-12.1%
VOLVO	33	210	1.9%	-28.6%
Rest	137	1137	10.1%	-
TOTAL	1396	11245	100.0%	-33.6%

Top 10 Benzina - marci

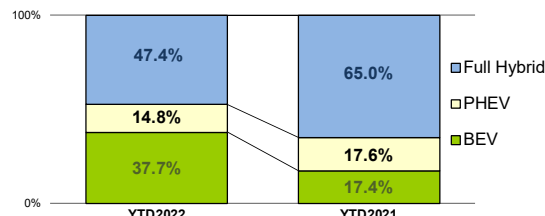
MARCA	August 2022	2022	Pondere %	Var. an anterior
DACIA	3271	17149	31.6%	10.3%
HYUNDAI	834	5268	9.7%	14.6%
FORD	613	4317	8.0%	8.3%
SKODA	479	3631	6.7%	-0.8%
VOLKSWAGEN	519	3495	6.4%	-2.0%
RENAULT	428	3305	6.1%	-11.6%
KIA	255	1664	3.1%	39.8%
PEUGEOT	189	1529	2.8%	26.7%
MAZDA	194	1458	2.7%	-11.4%
SUZUKI	190	1389	2.6%	-60.1%
Rest	1547	11008	20.3%	-
TOTAL	8519	54213	100%	3.3%

Segmentare autoturisme electrificate / Electrified PC segmentation

	BEV	PHEV	Full Hybrid	total			
AUG 2022	901	35.6%	378	14.9%	1254	49.5%	2 533
IUL 2022	1073	40.8%	301	11.4%	1258	47.8%	2 632



	BEV	PHEV	Full Hybrid	total			
YTD2022	6421	37.7%	2523	14.8%	8074	47.4%	17 018
YTD2021	1567	17.4%	1581	17.6%	5843	65.0%	8 991



Categoria Full Hybrid nu include si Mild Hybrid // Full Hybrid category does not include Mild Hybrid vehicles

Inmatriculari autoturisme electrificate pe marca / Electrified Passenger car registrations by make

Top Marci - Electrice

MARCA	2022	2021	Var. %
DACIA	3526	65	>900%
VOLKSWAGEN	548	498	10.0%
TESLA	435	24	>900%
HYUNDAI	397	187	112.3%
MERCEDES BENZ	218	53	311.3%
RENAULT	183	170	7.6%
BMW	162	88	84.1%
SKODA	145	80	81.3%
PEUGEOT	132	90	46.7%
FIAT	115	30	283.3%
Altele	560	282	-
TOTAL	6421	1567	309.8%

Top Marci - Plug-in hybrid

MARCA	2022	2021	Var. %
MERCEDES BENZ	484	296	63.5%
FORD	302	125	141.6%
BMW	275	211	30.3%
HYUNDAI	273	143	90.9%
VOLVO	223	176	26.7%
RENAULT	181	192	-5.7%
JEEP	120	2	>900%
SKODA	116	51	127.5%
VOLKSWAGEN	112	101	10.9%
MITSUBISHI	106	53	100.0%
Altele	331	231	-
TOTAL	2523	1581	59.6%

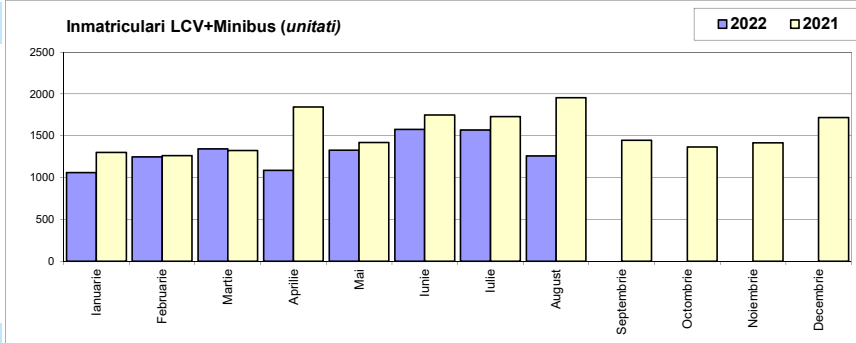
Top Marci - Full Hybrid

MARCA	2022	2021	Var. %
TOYOTA	5627	4511	24.7%
HYUNDAI	647	616	5.0%
FORD	609	116	425.0%
HONDA	556	167	232.9%
RENAULT	336	234	43.6%
LEXUS	118	121	-2.5%
KIA	81	31	161.3%
MAZDA	48	0	-
SUZUKI	38	31	22.6%
SUBARU	14	16	-12.5%
TOTAL	8074	5843	38.2%

Inmatriculari comerciale usoare si minibus / LCV & Minibus registrations

Luna/An	2022	2021	Variatie
Ianuarie	1 060	1 303	-18.6%
Februarie	1 249	1 265	-1.3%
Martie	1 344	1 326	1.4%
Aprilie	1 089	1 846	-41.0%
Mai	1 329	1 420	-6.4%
Iunie	1 577	1 751	-9.9%
Iulie	1 568	1 732	-9.5%
August	1 259	1 956	-35.6%
Septembrie		1 446	-
Octombrie		1 366	-
Noiembrie		1 417	-
Decembrie		1 719	-
Total	10 475	12 599	-16.9%

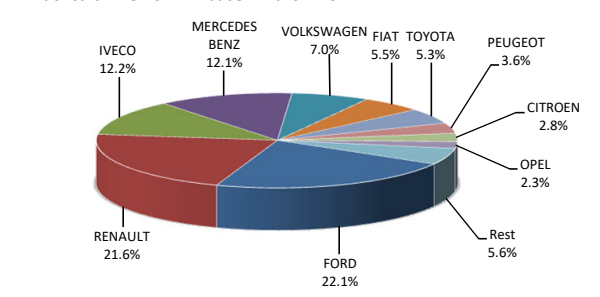
18 547



Inmatriculari comerciale <3.5t si minibus - marci / LCV + minibus registrations by make

MARCA	August unitati	Var. luna sim. an anterior	2022 unitati	Var. an anterior
FORD	318	16.5%	2314	-4.5%
RENAULT	313	12.2%	2260	45.7%
IVECO	146	-9.9%	1277	-3.3%
MERCEDES BENZ	137	-40.4%	1268	-11.7%
VOLKSWAGEN	84	-35.4%	730	-22.1%
FIAT	47	-60.8%	579	-12.4%
TOYOTA	48	-12.7%	553	12.9%
PEUGEOT	64	48.8%	372	31.9%
CITROEN	30	7.1%	296	1.4%
OPEL	28	-33.3%	244	-25.4%
Rest	44	-92.6%	582	-
TOTAL	1259	-35.6%	10475	-16.9%

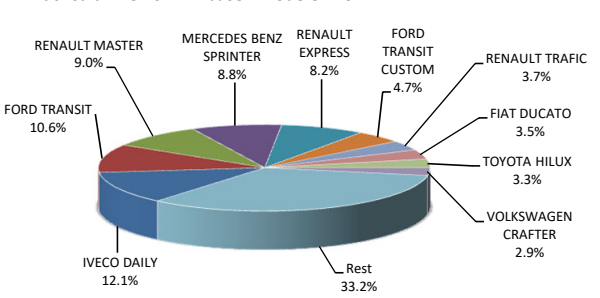
Inmatriculari LCV si minibus - marci - 2022



Inmatriculari comerciale <3.5t si minibus - modele / LCV + minibus registrations by models

MODEL	August unitati	Var. luna sim. an anterior	2022 unitati	Var. an anterior
IVECO DAILY	146	-9.9%	1272	-3.6%
FORD TRANSIT	206	89.0%	1107	-3.0%
RENAULT MASTER	203	153.8%	947	31.2%
MERCEDES BENZ SPRINTER	107	-40.9%	919	-21.9%
RENAULT EXPRESS	65	85.7%	861	202.1%
FORD TRANSIT CUSTOM	29	-31.0%	491	9.4%
RENAULT TRAFIC	38	-67.5%	384	1.3%
FIAT DUCATO	38	-55.3%	369	-22.0%
TOYOTA HILUX	25	-39.0%	341	-0.9%
VOLKSWAGEN CRAFTER	19	-72.1%	304	-32.9%
Rest	383	-63.0%	3480	-
TOTAL	1259	-35.6%	10475	-16.9%

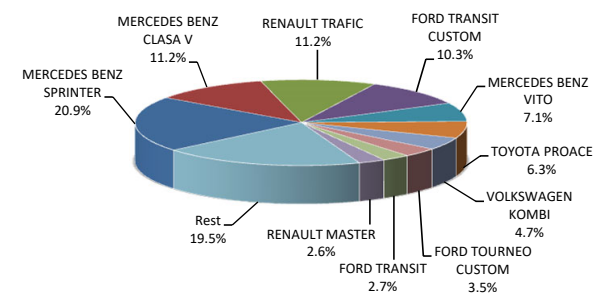
Inmatriculari LCV si minibus - modele - 2022



Inmatriculari minibus - modele / Minibus registrations by models

MODEL	August unitati	Var. luna sim. an anterior	2022 unitati	Var. an anterior
MERCEDES BENZ SPRINTER	30	-18.9%	267	4.7%
MERCEDES BENZ CLASA V	21	75.0%	143	60.7%
RENAULT TRAFIC	22	-65.6%	143	-15.4%
FORD TRANSIT CUSTOM	5	-80.8%	131	-29.6%
MERCEDES BENZ VITO	4	-84.0%	90	-9.1%
TOYOTA PROACE	12	100.0%	80	42.9%
VOLKSWAGEN KOMBI	8	166.7%	60	-11.8%
FORD TOURNEO CUSTOM	0	-100.0%	44	22.2%
FORD TRANSIT	3	-50.0%	35	-36.4%
RENAULT MASTER	2	-33.3%	33	26.9%
Rest	6	-70.0%	249	-
TOTAL	113	-45.9%	1128	-5.0%

Inmatriculari minibus - modele - 2022



Inmatriculari pick-up - modele / Pick-up registrations by models

MODEL	August unitati	Var. luna sim. an anterior	2022 unitati	Var. an anterior
TOYOTA HILUX	25	-39.0%	341	-0.9%
FORD RANGER	21	-71.6%	289	-31.4%
NISSAN NAVARA	1	-96.0%	83	-8.8%
ISUZU D MAX	5	-28.6%	61	-4.7%
JEEP GLADIATOR	3	-	17	-
SSANGYONG MUSSO GRAND	13	>900%	17	41.7%
NISSAN NAVARA	0	-100.0%	13	-89.8%
PIAGGIO PORTER	0	-	9	-
DACIA DUSTER	0	-	2	-98.9%
RAM 1500	0	-	2	-
Rest	0	-	1	-
TOTAL	68	-59.3%	835	-33.7%

Inmatriculari pick-up - modele - 2022

