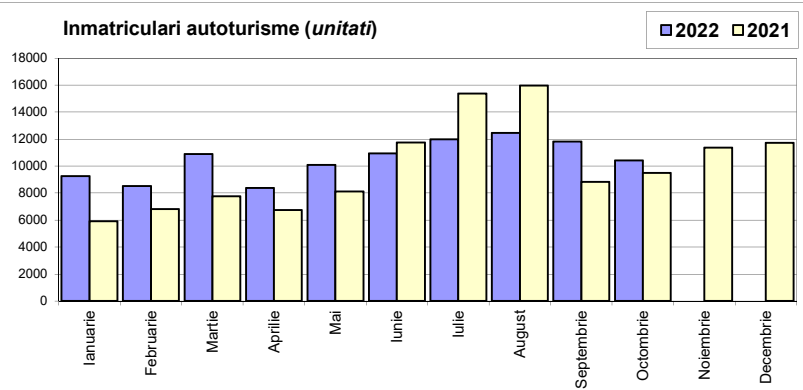


**Inmatriculari autoturisme / Passenger car registrations**

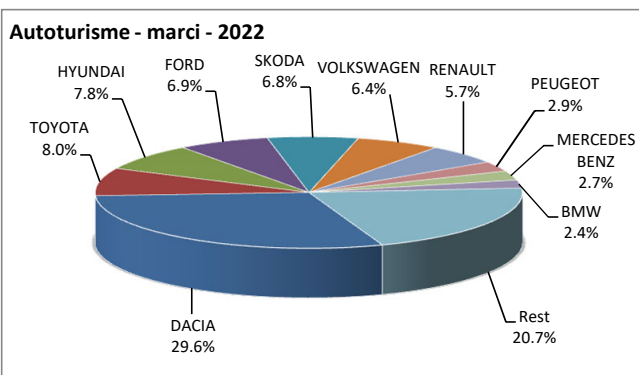
Luna/An	2022	2021	Variatie
Ianuarie	9 248	5 915	56.3%
Februarie	8 510	6 815	24.9%
Martie	10 902	7 753	40.6%
Aprilie	8 371	6 750	24.0%
Mai	10 080	8 113	24.2%
Iunie	10 930	11 747	-7.0%
Iulie	11 987	15 360	-22.0%
August	12 448	15 956	-22.0%
Septembrie	11 813	8 826	33.8%
Octombrie	10 423	9 493	9.8%
Noiembrie		11 358	-
Decembrie		11 731	-
<b>Total</b>	<b>104 712</b>	<b>96 728</b>	<b>8.3%</b>

119 817



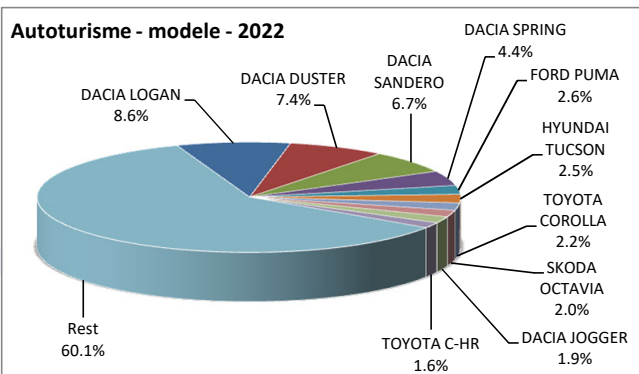
**Top inmatriculari autoturisme - marci / Passenger car top - by make**

MARCA	October unitati	Var. luna sim. an anterior	2022 unitati	Var. an anterior
DACIA	3203	18.0%	<b>31013</b>	17.0%
TOYOTA	804	0.6%	<b>8406</b>	14.5%
HYUNDAI	729	-24.5%	<b>8202</b>	9.7%
FORD	611	-4.8%	<b>7265</b>	12.2%
SKODA	763	82.5%	<b>7168</b>	3.8%
VOLKSWAGEN	665	-2.6%	<b>6704</b>	-1.7%
RENAULT	840	26.9%	<b>5975</b>	2.1%
PEUGEOT	254	-1.6%	<b>3047</b>	7.9%
MERCEDES BENZ	273	-10.2%	<b>2814</b>	-0.3%
BMW	258	23.4%	<b>2467</b>	-13.3%
Rest	2023	10.1%	<b>21651</b>	-
<b>TOTAL</b>	<b>10423</b>	<b>9.8%</b>	<b>104712</b>	<b>8.3%</b>



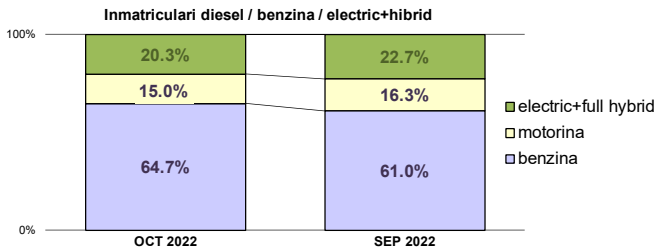
**Top inmatriculari autoturisme - modele / Passenger car top - by model**

MODEL	October unitati	Var. luna sim. an anterior	2022 unitati	Var. an anterior
DACIA LOGAN	969	-22.0%	<b>9050</b>	-17.0%
DACIA DUSTER	922	75.0%	<b>7753</b>	3.1%
DACIA SANDERO	712	14.7%	<b>7063</b>	4.0%
DACIA SPRING	399	44.0%	<b>4567</b>	>900%
FORD PUMA	143	-32.2%	<b>2729</b>	-3.4%
HYUNDAI TUCSON	294	31.3%	<b>2620</b>	14.5%
TOYOTA COROLLA	195	3.2%	<b>2257</b>	7.5%
SKODA OCTAVIA	291	117.2%	<b>2044</b>	-15.7%
DACIA JOGGER	200	-	<b>2018</b>	-
TOYOTA C-HR	127	-33.5%	<b>1685</b>	0.4%
Rest	6171	5.0%	<b>62926</b>	-
<b>TOTAL</b>	<b>10423</b>	<b>9.8%</b>	<b>104712</b>	<b>8.3%</b>

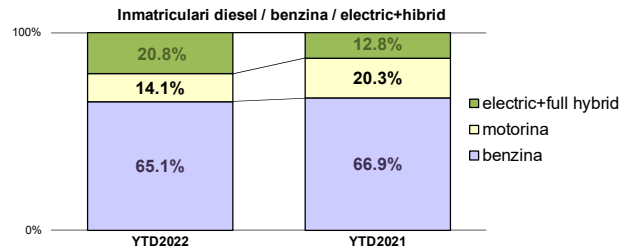


Segmentare autoturisme dupa tipul de combustibil / PC segmentation by type of fuel

	benzina		motorina		electric+full hybrid		total
OCT 2022	6741	64.7%	1568	15.0%	2114	20.3%	10 423
SEP 2022	7204	61.0%	1924	16.3%	2685	22.7%	11 813



	benzina		motorina		electric+full hybrid		total
YTD2022	68158	65.1%	14737	14.1%	21817	20.8%	104 712
YTD2021	64749	66.9%	19608	20.3%	12371	12.8%	96 728



Categoria Full Hybrid nu include si Mild Hybrid // Full Hybrid category does not include Mild Hybrid vehicles

Inmatriculări autoturisme in functie de tipul de combustibil / Passenger car registrations by fuel type

Luna/An	2022				Pondere				Variatie 22/21			
	Motorina	Benzina	EV	HEV	Motorina	Benzina	EV	HEV	motorina	benzina	EV	HEV
Ianuarie	1 286	6 306	914	742	13.9%	68.2%	9.9%	8.0%	-18.0%	80.2%	247.5%	27.1%
Februarie	1 435	5 645	767	663	16.9%	66.3%	9.0%	7.8%	-18.3%	33.3%	192.7%	18.4%
Martie	1 689	6 823	1 383	1 007	15.5%	62.6%	12.7%	9.2%	-19.6%	41.4%	457.7%	74.2%
Aprilie	1 259	5 275	1 066	771	15.0%	63.0%	12.7%	9.2%	-27.1%	21.1%	467.0%	60.3%
Mai	1 400	6 595	965	1 120	13.9%	65.4%	9.6%	11.1%	-32.9%	26.7%	317.7%	89.8%
Iunie	1 324	7 151	1 196	1 259	12.1%	65.4%	10.9%	11.5%	-38.8%	-13.3%	130.9%	53.7%
Iulie	1 456	7 899	1 374	1 258	12.1%	65.9%	11.5%	10.5%	-42.2%	-29.1%	113.0%	19.7%
August	1 396	8 519	1 279	1 254	11.2%	68.4%	10.3%	10.1%	-53.6%	-22.4%	61.3%	6.3%
Septembrie	1 924	7 204	1 605	1 080	16.3%	61.0%	13.6%	9.1%	54.8%	17.1%	164.9%	30.8%
Octombrie	1 568	6 741	1 096	1 018	15.0%	64.7%	10.5%	9.8%	9.3%	10.3%	4.3%	13.5%
<b>Total</b>	<b>14 737</b>	<b>68 158</b>	<b>11 645</b>	<b>10 172</b>	<b>14.1%</b>	<b>65.1%</b>	<b>11.1%</b>	<b>9.7%</b>	<b>-24.8%</b>	<b>5.3%</b>	<b>142.4%</b>	<b>34.4%</b>

Categoria EV cuprinde atat autoturismele electrice 100% si pe cele Plug-in // The EV category includes full electric vehicles and Plug-In vehicles.

Categoria HEV cuprinde doar autoturismele Full Hybrid // The HEV category includes only Full Hybrid vehicles

Top 10 Autoturisme in functie de tipul de alimentare - marci / Top 10 passenger car sales by fuel type and make

Top 10 Motorina - marci

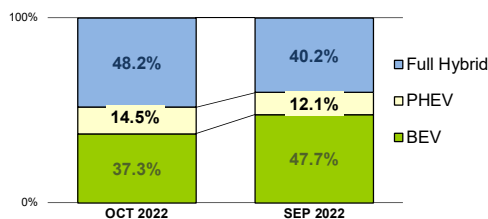
MARCA	October 2022	2022	Pondere %	Var. an anterior
DACIA	566	4748	32.2%	-26.7%
SKODA	226	2102	14.3%	-13.9%
VOLKSWAGEN	135	1299	8.8%	-26.1%
BMW	111	987	6.7%	-38.3%
PEUGEOT	79	936	6.4%	-20.9%
AUDI	78	837	5.7%	11.6%
MERCEDES BENZ	85	756	5.1%	-33.8%
FORD	59	750	5.1%	-38.7%
RENAULT	41	592	4.0%	25.2%
VOLVO	22	253	1.7%	-22.9%
Rest	166	1477	10.0%	-
<b>TOTAL</b>	<b>1568</b>	<b>14737</b>	<b>100.0%</b>	<b>-24.8%</b>

Top 10 Benzina - marci

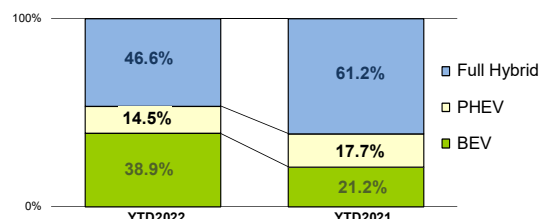
MARCA	October 2022	2022	Pondere %	Var. an anterior
DACIA	2238	21698	31.8%	10.2%
HYUNDAI	579	6578	9.7%	8.9%
FORD	483	5387	7.9%	10.7%
SKODA	517	4769	7.0%	11.8%
VOLKSWAGEN	434	4550	6.7%	8.7%
RENAULT	610	4328	6.3%	-7.1%
KIA	193	2025	3.0%	31.5%
PEUGEOT	153	1879	2.8%	25.3%
SUZUKI	257	1805	2.6%	-53.6%
MAZDA	133	1749	2.6%	-16.7%
Rest	1144	13390	19.6%	-
<b>TOTAL</b>	<b>6741</b>	<b>68158</b>	<b>100%</b>	<b>5.3%</b>

Segmentare autoturisme electrificate / Electrified PC segmentation

	BEV		PHEV		Full Hybrid		total
OCT 2022	789	37.3%	307	14.5%	1018	48.2%	2 114
SEP 2022	1281	47.7%	324	12.1%	1080	40.2%	2 685



	BEV		PHEV		Full Hybrid		total
YTD2022	8491	38.9%	3154	14.5%	10172	46.6%	21 817
YTD2021	2620	21.2%	2185	17.7%	7566	61.2%	12 371



Categoria Full Hybrid nu include si Mild Hybrid // Full Hybrid category does not include Mild Hybrid vehicles

Inmatriculări autoturisme electrificate pe marca / Electrified Passenger car registrations by make

Top Marci - Electrice

MARCA	2022	2021	Var. %
DACIA	4567	342	>900%
TESLA	914	87	>900%
VOLKSWAGEN	691	749	-7.7%
HYUNDAI	452	307	47.2%
MERCEDES BENZ	270	85	217.6%
RENAULT	247	232	6.5%
BMW	198	115	72.2%
PEUGEOT	177	118	50.0%
SKODA	168	123	36.6%
FIAT	132	59	123.7%
Altele	675	403	-
<b>TOTAL</b>	<b>8491</b>	<b>2620</b>	<b>224.1%</b>

Top Marci - Plug-in hybrid

MARCA	2022	2021	Var. %
MERCEDES BENZ	604	441	37.0%
HYUNDAI	358	246	45.5%
BMW	345	287	20.2%
FORD	340	203	67.5%
VOLVO	271	222	22.1%
RENAULT	215	203	5.9%
VOLKSWAGEN	164	129	27.1%
JEEP	146	2	>900%
MITSUBISHI	133	63	111.1%
SKODA	129	78	65.4%
Altele	449	311	-
<b>TOTAL</b>	<b>3154</b>	<b>2185</b>	<b>44.3%</b>

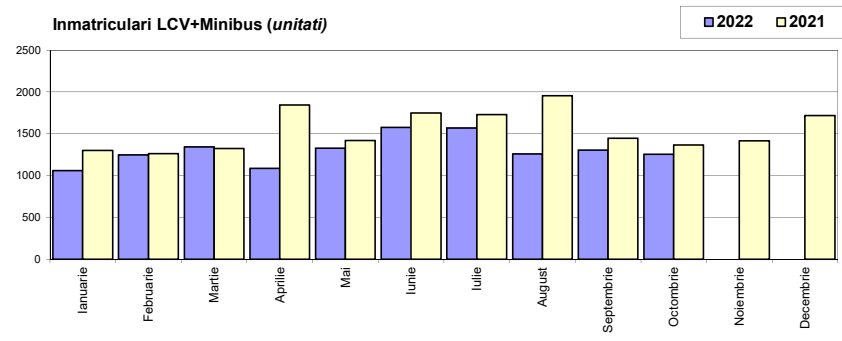
Top Marci - Full Hybrid

MARCA	2022	2021	Var. %
TOYOTA	6981	5814	20.1%
HYUNDAI	790	797	-0.9%
HONDA	726	238	205.0%
FORD	696	169	311.8%
RENAULT	593	286	107.3%
LEXUS	149	165	-9.7%
KIA	101	34	197.1%
MAZDA	60	0	-
SUZUKI	54	45	20.0%
SUBARU	21	18	16.7%
Altele	1	0	-
<b>TOTAL</b>	<b>10172</b>	<b>7566</b>	<b>34.4%</b>

## Inmatriculari comerciale usoare si minibus / LCV &amp; Minibus registrations

Luna/An	2022	2021	Variatie
Ianuarie	1 060	1 303	-18.6%
Februarie	1 249	1 265	-1.3%
Martie	1 344	1 326	1.4%
Aprilie	1 089	1 846	-41.0%
Mai	1 329	1 420	-6.4%
Iunie	1 577	1 751	-9.9%
Iulie	1 568	1 732	-9.5%
August	1 259	1 956	-35.6%
Septembrie	1 305	1 446	-9.8%
Octombrie	1 256	1 366	-8.1%
Noiembrie		1 417	-
Decembrie		1 719	-
<b>Total</b>	<b>13 036</b>	<b>15 411</b>	<b>-15.4%</b>

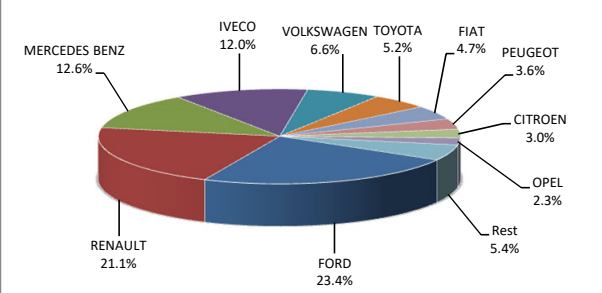
18 547



## Inmatriculari comerciale &lt;3.5t si minibus - marci / LCV + minibus registrations by make

MARCA	October unitati	Var. luna sim. an anterior	2022 unitati	Var. an anterior
FORD	376	11.6%	3054	0.0%
RENAULT	214	68.5%	2756	47.3%
MERCEDES BENZ	201	37.7%	1641	-6.3%
IVECO	135	-23.7%	1560	-5.6%
VOLKSWAGEN	84	9.1%	861	-20.9%
TOYOTA	62	-25.3%	683	7.9%
FIAT	13	-85.9%	614	-27.4%
PEUGEOT	29	-29.3%	468	22.5%
CITROEN	43	16.2%	391	4.0%
OPEL	36	-7.7%	306	-25.5%
Rest	63	-70.0%	702	-
<b>TOTAL</b>	<b>1256</b>	<b>-8.1%</b>	<b>13036</b>	<b>-15.4%</b>

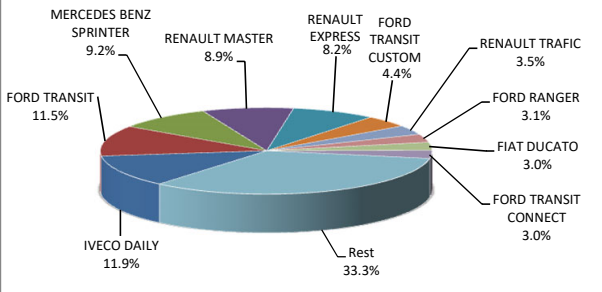
## Inmatriculari LCV si minibus - marci - 2022



## Inmatriculari comerciale &lt;3.5t si minibus - modele / LCV + minibus registrations by models

MODEL	October unitati	Var. luna sim. an anterior	2022 unitati	Var. an anterior
IVECO DAILY	135	-23.3%	1556	-5.5%
FORD TRANSIT	188	23.7%	1493	4.4%
MERCEDES BENZ SPRINTER	154	43.9%	1202	-15.4%
RENAULT MASTER	90	45.2%	1157	37.6%
RENAULT EXPRESS	91	279.2%	1069	159.5%
FORD TRANSIT CUSTOM	56	-15.2%	580	-1.4%
RENAULT TRAFIC	31	47.6%	458	8.0%
FORD RANGER	62	40.9%	400	-22.3%
FIAT DUCATO	5	-93.1%	393	-36.9%
FORD TRANSIT CONNECT	48	-15.8%	392	34.2%
Rest	396	-32.3%	4336	-
<b>TOTAL</b>	<b>1256</b>	<b>-8.1%</b>	<b>13036</b>	<b>-15.4%</b>

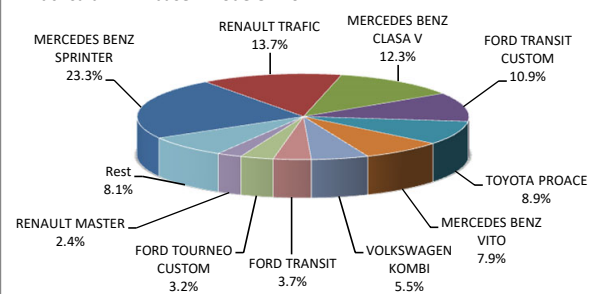
## Inmatriculari LCV si minibus - modele - 2022



## Inmatriculari minibus - modele / Minibus registrations by models

MODEL	October unitati	Var. luna sim. an anterior	2022 unitati	Var. an anterior
MERCEDES BENZ SPRINTER	40	66.7%	332	7.4%
RENAULT TRAFIC	24	33.3%	195	-2.0%
MERCEDES BENZ CLASA V	14	7.7%	175	65.1%
FORD TRANSIT CUSTOM	16	-33.3%	155	-35.4%
TOYOTA PROACE	17	70.0%	127	58.8%
MERCEDES BENZ VITO	13	0.0%	113	-15.0%
VOLKSWAGEN KOMBI	13	225.0%	79	1.3%
FORD TRANSIT	11	22.2%	52	-21.2%
FORD TOURNEO CUSTOM	2	-60.0%	46	4.5%
RENAULT MASTER	0	-100.0%	34	17.2%
Rest	8	-42.9%	116	-
<b>TOTAL</b>	<b>158</b>	<b>15.3%</b>	<b>1424</b>	<b>-3.3%</b>

## Inmatriculari minibus - modele - 2022



## Inmatriculari pick-up - modele / Pick-up registrations by models

MODEL	October unitati	Var. luna sim. an anterior	2022 unitati	Var. an anterior
FORD RANGER	62	40.9%	400	-22.3%
TOYOTA HILUX	25	-54.5%	388	-9.6%
MITSUBISHI L200	0	-100.0%	84	-31.1%
ISUZU D MAX	5	25.0%	74	-5.1%
DACIA DUSTER	38	-	44	-76.3%
JEEP GLADIATOR	0	-100.0%	22	633.3%
SSANGYONG MUSSO GRAND	4	-	22	83.3%
PIAGGIO PORTER	2	-	14	-
NISSAN NAVARA	0	-	13	-90.6%
RAM 1500	0	-	2	-
Rest	0	-	1	-
<b>TOTAL</b>	<b>136</b>	<b>16.2%</b>	<b>1064</b>	<b>-29.1%</b>

## Inmatriculari pick-up - modele - 2022

