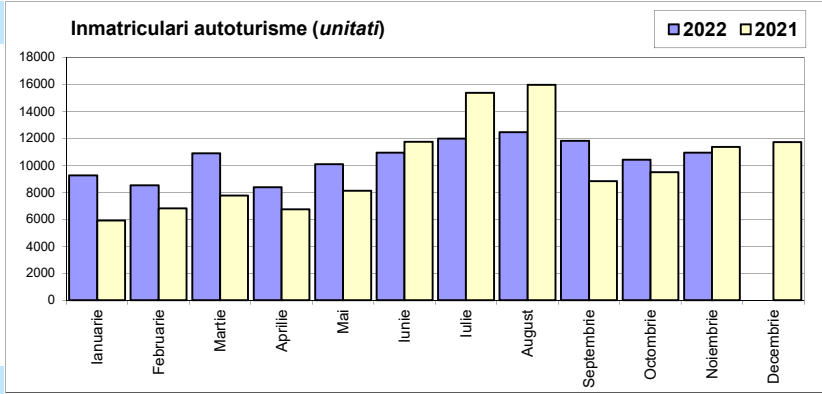


Inmatriculari autoturisme / Passenger car registrations

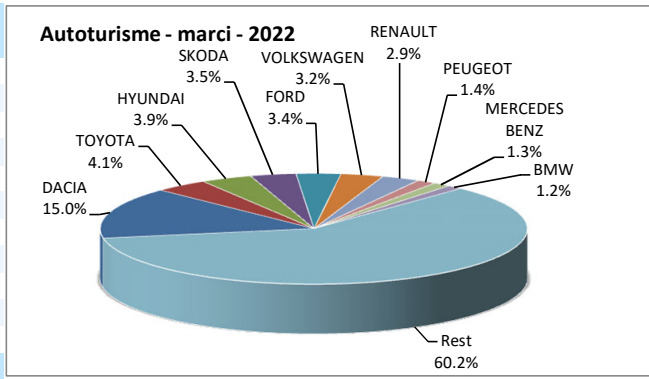
Luna/An	2022	2021	Variatie
Ianuarie	9 248	5 915	56.3%
Februarie	8 510	6 815	24.9%
Martie	10 902	7 753	40.6%
Aprilie	8 371	6 750	24.0%
Mai	10 080	8 113	24.2%
Iunie	10 930	11 747	-7.0%
Iulie	11 987	15 360	-22.0%
August	12 448	15 956	-22.0%
Septembrie	11 813	8 826	33.8%
Octombrie	10 423	9 493	9.8%
Noiembrie	10 949	11 358	-3.6%
Decembrie		11 731	-
Total	115 661	108 086	7.0%



119 817

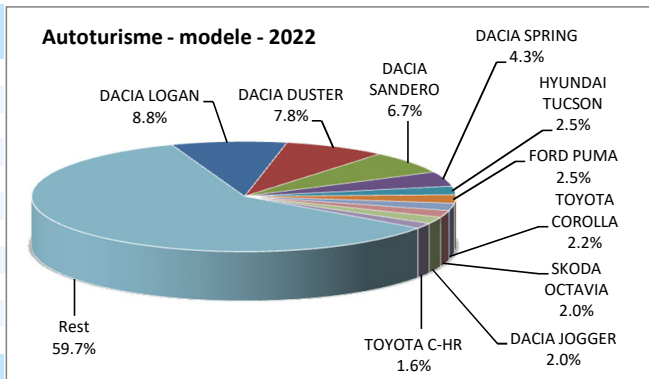
Top inmatriculari autoturisme - marci / Passenger car top - by make

MARCA	November unitati	Var. luna sim. an anterior	2022 unitati	Var. an anterior
DACIA	3762	0.4%	34775	14.9%
TOYOTA	972	23.8%	9378	15.4%
HYUNDAI	793	-17.7%	8995	6.6%
SKODA	829	91.5%	7997	9.0%
FORD	515	-38.4%	7780	6.4%
VOLKSWAGEN	732	66.4%	7436	2.4%
RENAULT	725	-27.2%	6700	-2.2%
PEUGEOT	277	-14.8%	3324	5.6%
MERCEDES BENZ	269	15.9%	3083	0.9%
BMW	236	9.8%	2703	-11.6%
Rest	12788	-6.9%	139151	6.0%
TOTAL	10949	-3.6%	115661	7.0%



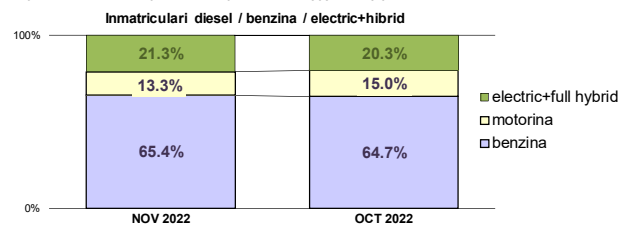
Top inmatriculari autoturisme - modele / Passenger car top - by model

MODEL	November unitati	Var. luna sim. an anterior	2022 unitati	Var. an anterior
DACIA LOGAN	1080	-0.5%	10130	-15.5%
DACIA DUSTER	1213	61.3%	8966	8.4%
DACIA SANDERO	727	19.8%	7790	5.3%
DACIA SPRING	459	-61.6%	5026	227.0%
HYUNDAI TUCSON	262	5.6%	2882	13.6%
FORD PUMA	142	-4.1%	2871	-3.4%
TOYOTA COROLLA	249	14.2%	2506	8.2%
SKODA OCTAVIA	279	123.2%	2323	-8.9%
DACIA JOGGER	283	-	2301	-
TOYOTA C-HR	179	-14.4%	1864	-1.3%
Rest	6076	-10.3%	69002	-
TOTAL	10949	-3.6%	115661	7.0%



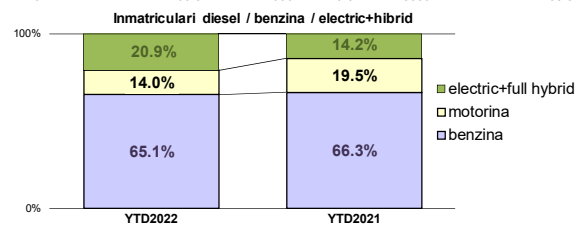
Segmentare autoturisme dupa tipul de combustibil / PC segmentation by type of fuel

	benzina	motorina	electric+full hybrid	total			
NOV 2022	7164	65.4%	1458	13.3%	2327	21.3%	10 949
OCT 2022	6741	64.7%	1568	15.0%	2114	20.3%	10 423



Categoria Full Hybrid nu include si Mild Hybrid // Full Hybrid category does not include Mild Hybrid vehicles

	benzina	motorina	electric+full hybrid	total			
YTD2022	75322	65.1%	16195	14.0%	24144	20.9%	115 661
YTD2021	71711	66.3%	21066	19.5%	15309	14.2%	108 086



Inmatriculari autoturisme in functie de tipul de combustibil / Passenger car registrations by fuel type

Luna/An	2022				Pondere				Variatie 22/21			
	Motorina	Benzina	EV	HEV	Motorina	Benzina	EV	HEV	motorina	benzina	EV	HEV
ianuarie	1 286	6 306	914	742	13.9%	68.2%	9.9%	8.0%	-18.0%	80.2%	247.5%	27.1%
Februarie	1 435	5 645	767	663	16.9%	66.3%	9.0%	7.8%	-18.3%	33.3%	192.7%	18.4%
Martie	1 689	6 823	1 383	1 007	15.5%	62.6%	12.7%	9.2%	-19.6%	41.4%	457.7%	74.2%
Aprilie	1 259	5 275	1 066	771	15.0%	63.0%	12.7%	9.2%	-27.1%	21.1%	467.0%	60.3%
Mai	1 400	6 595	965	1 120	13.9%	65.4%	9.6%	11.1%	-32.9%	26.7%	317.7%	89.8%
Iunie	1 324	7 151	1 196	1 259	12.1%	65.4%	10.9%	11.5%	-38.8%	-13.3%	130.9%	53.7%
Iulie	1 456	7 899	1 374	1 258	12.1%	65.9%	11.5%	10.5%	-42.2%	-29.1%	113.0%	19.7%
August	1 396	8 519	1 279	1 254	11.2%	68.4%	10.3%	10.1%	-53.6%	-22.4%	61.3%	6.3%
Septembrie	1 924	7 204	1 605	1 080	16.3%	61.0%	13.6%	9.1%	54.8%	17.1%	164.9%	30.8%
Octombrie	1 568	6 741	1 096	1 018	15.0%	64.7%	10.5%	9.8%	9.3%	10.3%	4.3%	13.5%
Noiembrie	1 458	7 164	1 181	1 146	13.3%	65.4%	10.8%	10.5%	0.0%	2.9%	-41.1%	23.0%
Decembrie	-	-	-	-	-	-	-	-	-	-	-	-
Total	16 195	75 322	12 826	11 318	14.0%	65.1%	11.1%	9.8%	-23.1%	5.0%	88.3%	33.2%

Categoria EV cuprinde atat autoturismele electrice 100% si pe cele Plug-in // The EV category includes full electric vehicles and Plug-In vehicles.

Categoria HEV cuprinde doar autoturismele Full Hybrid // The HEV category includes only Full Hybrid vehicles

Top 10 Autoturisme in functie de tipul de alimentare - marci / Top 10 passenger car sales by fuel type and make

Top 10 Motorina - marci

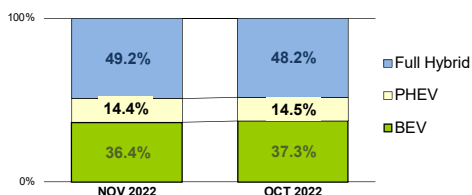
MARCA	November 2022	2022	Pondere %	Var. an anterior
DACIA	508	5256	32.5%	-23.5%
SKODA	265	2367	14.6%	-7.6%
VOLKSWAGEN	136	1435	8.9%	-21.0%
BMW	92	1079	6.7%	-36.4%
PEUGEOT	101	1037	6.4%	-21.5%
AUDI	70	907	5.6%	11.3%
FORD	80	830	5.1%	-36.4%
MERCEDES BENZ	74	830	5.1%	-30.9%
RENAULT	36	628	3.9%	24.4%
VOLVO	15	268	1.7%	-23.4%
Rest	81	1558	9.6%	-
TOTAL	1458	16195	100.0%	-23.1%

Top 10 Benzina - marci

MARCA	November 2022	2022	Pondere %	Var. an anterior
DACIA	2795	24493	32.5%	12.1%
HYUNDAI	636	7214	9.6%	6.5%
FORD	383	5770	7.7%	4.4%
SKODA	548	5317	7.1%	17.4%
VOLKSWAGEN	451	5001	6.6%	13.1%
RENAULT	559	4887	6.5%	-11.0%
SUZUKI	394	2199	2.9%	-46.3%
KIA	135	2160	2.9%	24.2%
PEUGEOT	140	2019	2.7%	21.0%
MAZDA	176	1925	2.6%	-15.0%
Rest	947	14337	19.0%	-
TOTAL	7164	75322	100%	5.0%

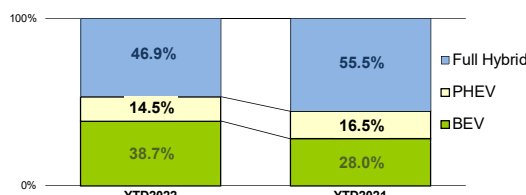
Segmentare autoturisme electrificate / Electrified PC segmentation

	BEV	PHEV	Full Hybrid	total			
NOV 2022	846	36.4%	335	14.4%	1146	49.2%	2 327
OCT 2022	789	37.3%	307	14.5%	1018	48.2%	2 114



Categoria Full Hybrid nu include si Mild Hybrid // Full Hybrid category does not include Mild Hybrid vehicles

	BEV	PHEV	Full Hybrid	total			
YTD2022	9337	38.7%	3489	14.5%	11318	46.9%	24 144
YTD2021	4287	28.0%	2524	16.5%	8498	55.5%	15 309



Inmatriculari autoturisme electrificate pe marca / Electrified Passenger car registrations by make

Top Marci - Electrice

MARCA	2022	2021	Var. %
DACIA	5026	1537	227.0%
TESLA	937	126	643.7%
VOLKSWAGEN	800	876	-8.7%
HYUNDAI	480	385	24.7%
RENAULT	302	282	7.1%
MERCEDES BENZ	301	103	192.2%
BMW	215	137	56.9%
PEUGEOT	207	134	54.5%
SKODA	178	151	17.9%
FIAT	140	67	109.0%
Altele	751	489	-
TOTAL	9337	4287	117.8%

Top Marci - Plug-in hybrid

MARCA	2022	2021	Var. %
MERCEDES BENZ	656	501	30.9%
HYUNDAI	408	305	33.8%
BMW	366	318	15.1%
FORD	354	235	50.6%
VOLVO	302	259	16.6%
RENAULT	231	229	0.9%
VOLKSWAGEN	200	150	33.3%
JEEP	154	7	>900%
MITSUBISHI	147	75	96.0%
SKODA	135	97	39.2%
Altele	536	348	-
TOTAL	3489	2524	38.2%

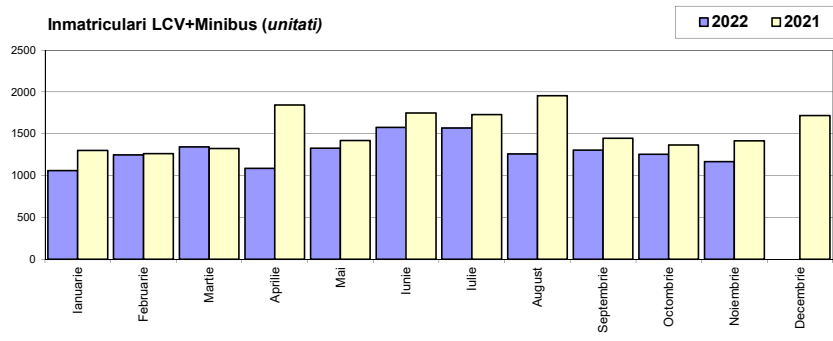
Top Marci - Full Hybrid

MARCA	2022	2021	Var. %
TOYOTA	7818	6474	20.8%
HYUNDAI	867	893	-2.9%
HONDA	825	274	201.1%
FORD	725	225	222.2%
RENAULT	652	338	92.9%
LEXUS	165	185	-10.8%
KIA	110	36	205.6%
MAZDA	67	0	-
SUZUKI	59	53	11.3%
SUBARU	27	20	35.0%
Altele	3	0	-
TOTAL	11318	8498	33.2%

Inmatriculări comerciale usoare si minibus / LCV & Minibus registrations

Luna/An	2022	2021	Variatie
Ianuarie	1 060	1 303	-18.6%
Februarie	1 249	1 265	-1.3%
Martie	1 344	1 326	1.4%
Aprilie	1 089	1 846	-41.0%
Mai	1 329	1 420	-6.4%
Iunie	1 577	1 751	-9.9%
Iulie	1 568	1 732	-9.5%
August	1 259	1 956	-35.6%
Septembrie	1 305	1 446	-9.8%
Octombrie	1 256	1 366	-8.1%
Noiembrie	1 169	1 417	-17.5%
Decembrie		1 719	-
Total	14 205	16 828	-15.6%

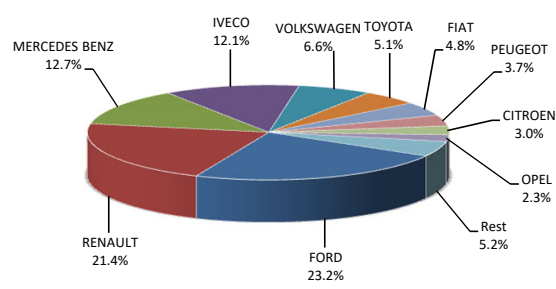
18 547



Inmatriculări comerciale <3.5t si minibus - marci / LCV + minibus registrations by make

MARCA	November unitati	Var. luna sim. an anterior	2022 unitati	Var. an anterior
FORD	238	-32.0%	3292	-3.3%
RENAULT	283	82.6%	3039	50.0%
MERCEDES BENZ	164	31.2%	1805	-3.8%
IVECO	157	3.3%	1716	-4.8%
VOLKSWAGEN	77	13.2%	938	-18.9%
TOYOTA	36	-65.4%	719	-2.4%
FIAT	64	-4.5%	678	-25.7%
PEUGEOT	60	7.1%	528	20.5%
CITROEN	38	-30.9%	429	-0.5%
OPEL	17	-60.5%	323	-28.9%
Rest	35	-85.5%	738	-
TOTAL	1169	-17.5%	14205	-15.6%

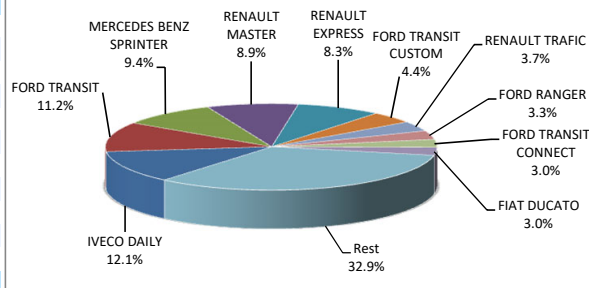
Inmatriculări LCV si minibus - marci - 2022



Inmatriculări comerciale <3.5t si minibus - modele / LCV + minibus registrations by models

MODEL	November unitati	Var. luna sim. an anterior	2022 unitati	Var. an anterior
IVECO DAILY	156	2.6%	1712	-4.8%
FORD TRANSIT	91	-45.8%	1584	-0.9%
MERCEDES BENZ SPRINTER	129	46.6%	1331	-11.8%
RENAULT MASTER	104	89.1%	1261	40.7%
RENAULT EXPRESS	109	211.4%	1178	163.5%
FORD TRANSIT CUSTOM	42	-40.8%	622	-5.6%
RENAULT TRAFIC	70	70.7%	528	13.5%
FORD RANGER	68	78.9%	468	-15.4%
FORD TRANSIT CONNECT	30	-48.3%	422	20.6%
FIAT DUCATO	27	-55.7%	420	-38.6%
Rest	343	-47.2%	4679	-
TOTAL	1169	-17.5%	14205	-15.6%

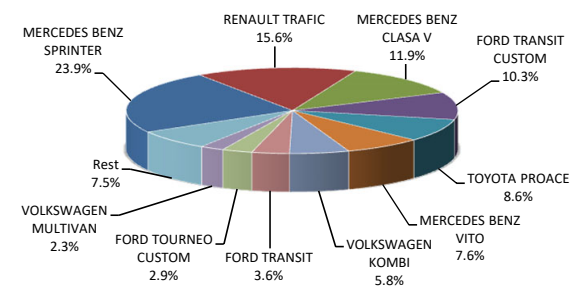
Inmatriculări LCV si minibus - modele - 2022



Inmatriculări minibus - modele / Minibus registrations by models

MODEL	November unitati	Var. luna sim. an anterior	2022 unitati	Var. an anterior
MERCEDES BENZ SPRINTER	50	85.2%	382	13.7%
RENAULT TRAFIC	55	89.7%	250	9.6%
MERCEDES BENZ CLASA V	16	6.7%	191	57.9%
FORD TRANSIT CUSTOM	9	-50.0%	164	-36.4%
TOYOTA PROACE	10	-47.4%	137	38.4%
MERCEDES BENZ VITO	8	33.3%	121	-12.9%
VOLKSWAGEN KOMBI	13	550.0%	92	15.0%
FORD TRANSIT	6	-50.0%	58	-25.6%
FORD TOURNEO CUSTOM	1	-66.7%	47	0.0%
VOLKSWAGEN MULTIVAN	3	-	37	85.0%
Rest	4	-77.8%	120	-
TOTAL	175	17.4%	1599	-1.4%

Inmatriculări minibus - modele - 2022



Inmatriculări pick-up - modele / Pick-up registrations by models

MODEL	November unitati	Var. luna sim. an anterior	2022 unitati	Var. an anterior
FORD RANGER	68	78.9%	468	-15.4%
TOYOTA HILUX	17	-74.2%	405	-18.2%
ISUZU D MAX	13	62.5%	87	1.2%
MITSUBISHI L200	0	-100.0%	84	-51.4%
DACIA DUSTER	4	300.0%	48	-74.3%
SSANGYONG MUSSO GRAND	3	200.0%	25	92.3%
JEEP GLADIATOR	1	0.0%	23	475.0%
PIAGGIO PORTER	1	-	15	-
NISSAN NAVARA	0	-100.0%	13	-91.0%
RAM 1500	0	-100.0%	2	100.0%
Rest	0	-	1	-
TOTAL	107	-38.2%	1171	-30.0%

Inmatriculări pick-up - modele - 2022

