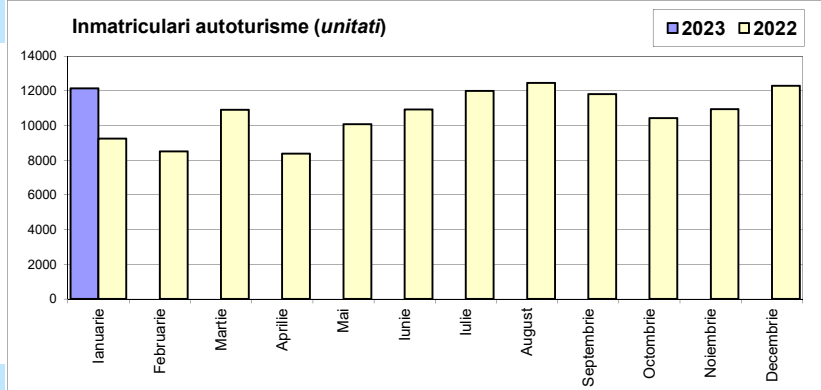


**Inmatriculari autoturisme / Passenger car registrations**

Luna/An	2023	2022	Variatie
Ianuarie	12 134	9 248	31.2%
Februarie		8 510	-
Martie		10 902	-
Aprilie		8 371	-
Mai		10 080	-
Iunie		10 930	-
Iulie		11 987	-
August		12 448	-
Septembrie		11 813	-
Octombrie		10 423	-
Noiembrie		10 949	-
Decembrie		12 287	-
<b>Total</b>	<b>12 134</b>	<b>9 248</b>	<b>31.2%</b>

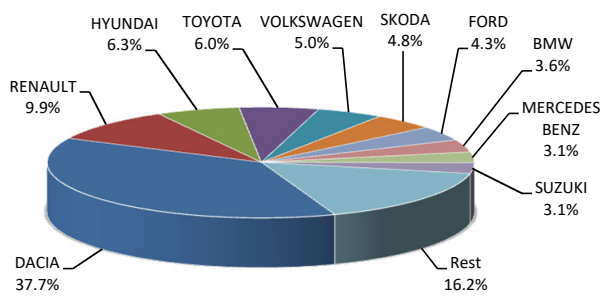
127 948



**Top inmatriculari autoturisme - marci / Passenger car top - by make**

MARCA	Ianuarie unitati	Var. luna sim. an anterior	2023 unitati	Var. an anterior
DACIA	4574	65.3%	<b>4574</b>	65.3%
RENAULT	1200	94.5%	<b>1200</b>	94.5%
HYUNDAI	765	-21.6%	<b>765</b>	-21.6%
TOYOTA	727	29.8%	<b>727</b>	29.8%
VOLKSWAGEN	608	24.8%	<b>608</b>	24.8%
SKODA	578	15.6%	<b>578</b>	15.6%
FORD	519	1.0%	<b>519</b>	1.0%
BMW	441	97.8%	<b>441</b>	97.8%
MERCEDES BENZ	381	32.8%	<b>381</b>	32.8%
SUZUKI	378	182.1%	<b>378</b>	182.1%
Rest	1963	-10.1%	<b>1963</b>	-
<b>TOTAL</b>	<b>12134</b>	<b>31.2%</b>	<b>12134</b>	<b>31.2%</b>

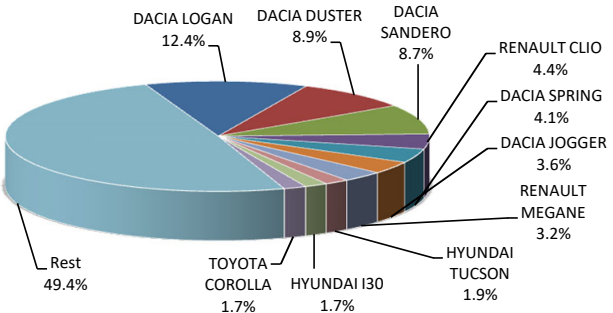
Autoturisme - marci - 2023



**Top inmatriculari autoturisme - modele / Passenger car top - by model**

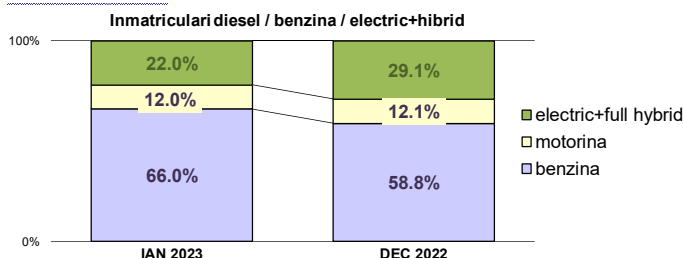
MODEL	Ianuarie unitati	Var. luna sim. an anterior	2023 unitati	Var. an anterior
DACIA LOGAN	1499	41.1%	<b>1499</b>	41.1%
DACIA DUSTER	1076	46.4%	<b>1076</b>	46.4%
DACIA SANDERO	1060	43.0%	<b>1060</b>	43.0%
RENAULT CLIO	533	141.2%	<b>533</b>	141.2%
DACIA SPRING	497	235.8%	<b>497</b>	235.8%
DACIA JOGGER	441	-	<b>441</b>	-
RENAULT MEGANE	385	161.9%	<b>385</b>	161.9%
HYUNDAI TUCSON	226	-14.7%	<b>226</b>	-14.7%
HYUNDAI I30	210	33.8%	<b>210</b>	33.8%
TOYOTA COROLLA	207	45.8%	<b>207</b>	45.8%
Rest	6000	6.6%	<b>6000</b>	-
<b>TOTAL</b>	<b>12134</b>	<b>31.2%</b>	<b>12134</b>	<b>31.2%</b>

Autoturisme - modele - 2023

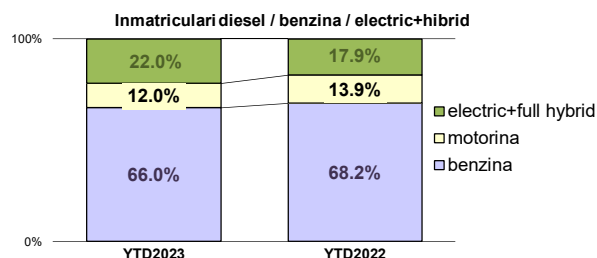


## Segmentare autoturisme dupa tipul de combustibil / PC segmentation by type of fuel

	benzina	motorina	electric+full hybrid	total
IAN 2023	8005	66.0%	1460	12 134
DEC 2022	7227	58.8%	1484	12 287



	benzina	motorina	lectric+full hybri	total
YTD2023	8005	66.0%	1460	12 134
YTD2022	6306	68.2%	1286	9 248



Categoria Full Hybrid nu include si Mild Hybrid // Full Hybrid category does not include Mild Hybrid vehicles

## Inmatriculari autoturisme in functie de tipul de combustibil / Passenger car registrations by fuel type

Luna/An	2023:				Pondere				Variatie 23/22			
	Motorina	Benzina	EV	HEV	Motorina	Benzina	EV	HEV	motorina	benzina	EV	HEV
ianuarie	1 460	8 005	1 483	1 186	12.0%	66.0%	12.2%	9.8%	13.5%	26.9%	62.3%	59.8%
<b>Total</b>	<b>1 460</b>	<b>8 005</b>	<b>1 483</b>	<b>1 186</b>	<b>12.0%</b>	<b>66.0%</b>	<b>12.2%</b>	<b>9.8%</b>	<b>13.5%</b>	<b>26.9%</b>	<b>62.3%</b>	<b>59.8%</b>

Categoria EV cuprinde atat autoturismele electrice 100% si pe cele Plug-in // The EV category includes full electric vehicles and Plug-In vehicles.

Categoria HEV cuprinde doar autoturismele Full Hybrid // The HEV category includes only Full Hybrid vehicles

## Top 10 Autoturisme in functie de tipul de alimentare - marci / Top 10 passenger car sales by fuel type and make

## Top 10 Motorina - marci

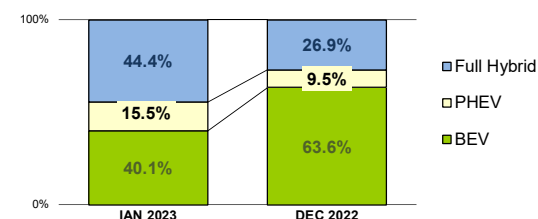
MARCA	ianuarie 2023	2023	Pondere %	Var. an anterior
DACIA	487	487	33.4%	0.4%
BMW	207	207	14.2%	143.5%
SKODA	142	142	9.7%	2.9%
RENAULT	105	105	7.2%	101.9%
MERCEDES BENZ	104	104	7.1%	52.9%
VOLKSWAGEN	100	100	6.8%	5.3%
FORD	98	98	6.7%	172.2%
AUDI	48	48	3.3%	-55.6%
PEUGEOT	41	41	2.8%	-2.4%
VOLVO	32	32	2.2%	10.3%
Rest	96	96	6.6%	-
<b>TOTAL</b>	<b>1460</b>	<b>1460</b>	<b>100.0%</b>	<b>13.5%</b>

## Top 10 Benzina - marci

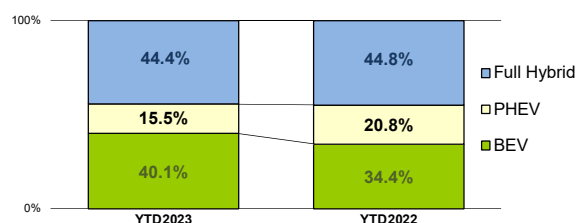
MARCA	ianuarie 2023	2023	Pondere %	Var. an anterior
DACIA	3586	3586	44.8%	68.0%
RENAULT	743	743	9.3%	59.1%
HYUNDAI	626	626	7.8%	-20.2%
SKODA	422	422	5.3%	36.1%
SUZUKI	374	374	4.7%	196.8%
FORD	321	321	4.0%	-15.5%
VOLKSWAGEN	319	319	4.0%	13.9%
KIA	240	240	3.0%	36.4%
MERCEDES BENZ	169	169	2.1%	26.1%
MAZDA	152	152	1.9%	56.7%
Rest	1053	1053	13.2%	-
<b>TOTAL</b>	<b>8005</b>	<b>8005</b>	<b>100%</b>	<b>26.9%</b>

## Segmentare autoturisme electrificate / Electrified PC segmentation

	BEV	PHEV	Full Hybrid	total
IAN 2023	1069	40.1%	414	2 669
DEC 2022	2274	63.6%	341	3 576



	BEV	PHEV	Full Hybrid	total
YTD2023	1069	40.1%	414	2 669
YTD2022	570	34.4%	344	1 656



Categoria Full Hybrid nu include si Mild Hybrid // Full Hybrid category does not include Mild Hybrid vehicles

## Inmatriculari autoturisme electrificate pe marca / Electrified Passenger car registrations by make

## Top Marci - Electrice

MARCA	2023	2022	Var. %
DACIA	497	148	235.8%
VOLKSWAGEN	146	89	64.0%
TESLA	88	75	17.3%
RENAULT	86	25	244.0%
MERCEDES BENZ	41	24	70.8%
BMW	33	29	13.8%
TOYOTA	27	0	-
HYUNDAI	23	51	-54.9%
PEUGEOT	20	20	0.0%
SMART	20	10	100.0%
Altele	88	99	-
<b>TOTAL</b>	<b>1069</b>	<b>570</b>	<b>87.5%</b>

## Top Marci - Plug-in hybrid

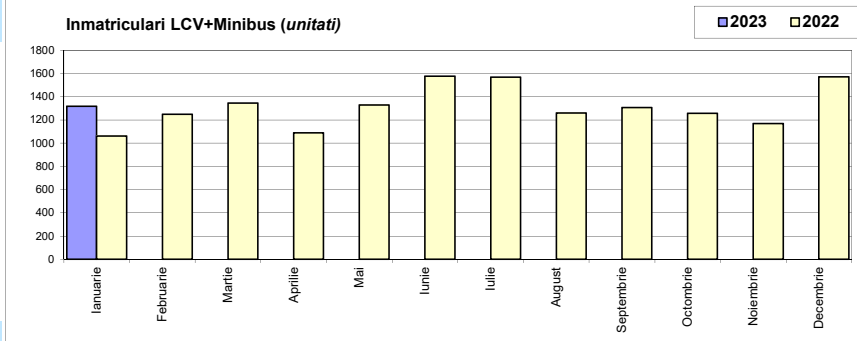
MARCA	2023	2022	Var. %
MERCEDES BENZ	67	61	9.8%
BMW	62	33	87.9%
VOLVO	46	44	4.5%
MAZDA	43	0	-
VOLKSWAGEN	43	23	87.0%
FORD	36	43	-16.3%
HYUNDAI	36	43	-16.3%
KIA	11	1	>900%
PORSCHE	11	0	-
MITSUBISHI	10	11	-9.1%
Altele	49	85	-
<b>TOTAL</b>	<b>414</b>	<b>344</b>	<b>20.3%</b>

## Top Marci - Full Hybrid

MARCA	2023	2022	Var. %
TOYOTA	615	476	29.2%
RENAULT	261	57	357.9%
HONDA	115	41	180.5%
HYUNDAI	77	97	-20.6%
FORD	53	46	15.2%
NISSAN	17	0	-
LEXUS	15	20	-25.0%
KIA	14	0	-
MAZDA	9	0	-
DACIA	4	0	-
Altele	6	5	20.0%
<b>TOTAL</b>	<b>1186</b>	<b>742</b>	<b>59.8%</b>

## Inmatriculari comerciale usoare si minibus / LCV &amp; Minibus registrations

Luna/An	2023	2022	Variatie
Ianuarie	1 318	1 060	24.3%
Februarie		1 249	
Martie		1 344	
Aprilie		1 089	
Mai		1 329	
Iunie		1 577	
Iulie		1 568	
August		1 259	
Septembrie		1 305	
Octombrie		1 256	
Noiembrie		1 169	
Decembrie		1 571	
<b>Total</b>	<b>1 318</b>	<b>1 060</b>	<b>24.3%</b>

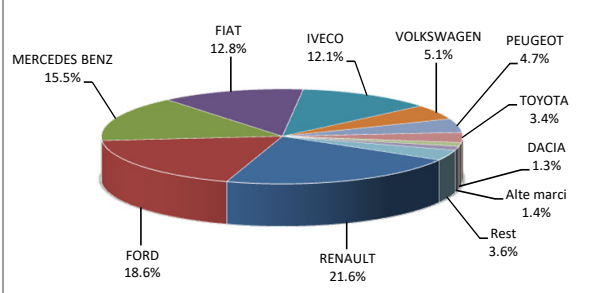


15 776

## Inmatriculari comerciale &lt;3.5t si minibus - marci / LCV + minibus registrations by make

MARCA	Ianuarie unitati	Var. luna sim. an anterior	2023 unitati	Var. an anterior
RENAULT	285	112.7%	285	112.7%
FORD	245	39.2%	245	39.2%
MERCEDES BENZ	204	23.6%	204	23.6%
FIAT	169	186.4%	169	186.4%
IVECO	159	57.4%	159	57.4%
VOLKSWAGEN	67	-43.7%	67	-43.7%
PEUGEOT	62	77.1%	62	77.1%
TOYOTA	45	-40.8%	45	-40.8%
DACIA	17	-77.0%	17	-77.0%
Alte marci	18	125.0%	18	125.0%
Rest	47	-58.4%	47	-
<b>TOTAL</b>	<b>1318</b>	<b>24.3%</b>	<b>1318</b>	<b>24.3%</b>

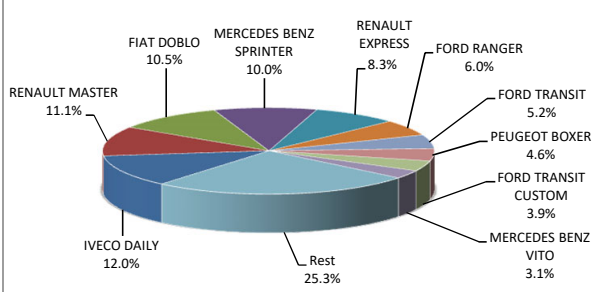
## Inmatriculari LCV si minibus - marci - 2023



## Inmatriculari comerciale &lt;3.5t si minibus - modele / LCV + minibus registrations by models

MODEL	Ianuarie unitati	Var. luna sim. an anterior	2023 unitati	Var. an anterior
IVECO DAILY	158	56.4%	158	56.4%
RENAULT MASTER	146	124.6%	146	124.6%
FIAT DOBLO	138	430.8%	138	430.8%
MERCEDES BENZ SPRINTER	132	14.8%	132	14.8%
RENAULT EXPRESS	110	134.0%	110	134.0%
FORD RANGER	79	132.4%	79	132.4%
FORD TRANSIT	68	3.0%	68	3.0%
PEUGEOT BOXER	61	103.3%	61	103.3%
FORD TRANSIT CUSTOM	51	27.5%	51	27.5%
MERCEDES BENZ VITO	41	24.2%	41	24.2%
Rest	334	-33.6%	334	-
<b>TOTAL</b>	<b>1318</b>	<b>24.3%</b>	<b>1318</b>	<b>24.3%</b>

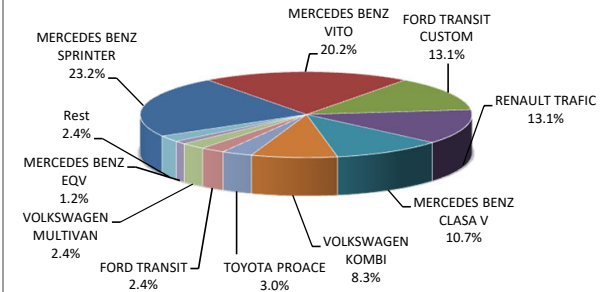
## Inmatriculari LCV si minibus - modele - 2023



## Inmatriculari minibus - modele / Minibus registrations by models

MODEL	Ianuarie unitati	Var. luna sim. an anterior	2023 unitati	Var. an anterior
MERCEDES BENZ SPRINTER	39	11.4%	39	11.4%
MERCEDES BENZ VITO	34	142.9%	34	142.9%
FORD TRANSIT CUSTOM	22	120.0%	22	120.0%
RENAULT TRAFIC	22	266.7%	22	266.7%
MERCEDES BENZ CLASA V	18	38.5%	18	38.5%
VOLKSWAGEN KOMBI	14	366.7%	14	366.7%
TOYOTA PROACE	5	-50.0%	5	-50.0%
FORD TRANSIT	4	-42.9%	4	-42.9%
VOLKSWAGEN MULTIVAN	4	33.3%	4	33.3%
MERCEDES BENZ EQV	2	100.0%	2	100.0%
Rest	4	-81.0%	4	-
<b>TOTAL</b>	<b>168</b>	<b>36.6%</b>	<b>168</b>	<b>36.6%</b>

## Inmatriculari minibus - modele - 2023



## Inmatriculari pick-up - modele / Pick-up registrations by models

MODEL	Ianuarie unitati	Var. luna sim. an anterior	2023 unitati	Var. an anterior
FORD RANGER	79	132.4%	79	132.4%
TOYOTA HILUX	28	-37.8%	28	-37.8%
DACIA DUSTER	14	-	14	-
ISUZU D MAX	3	-66.7%	3	-66.7%
JEEP GLADIATOR	3	200.0%	3	200.0%
NISSAN NAVARA	1	-75.0%	1	-75.0%
MITSUBISHI L200	0	-100.0%	0	-100.0%
SSANGYONG MUSSO GRAND	0	-100.0%	0	-
<b>TOTAL</b>	<b>128</b>	<b>21.9%</b>	<b>128</b>	<b>21.9%</b>

## Inmatriculari pick-up - modele - 2023

