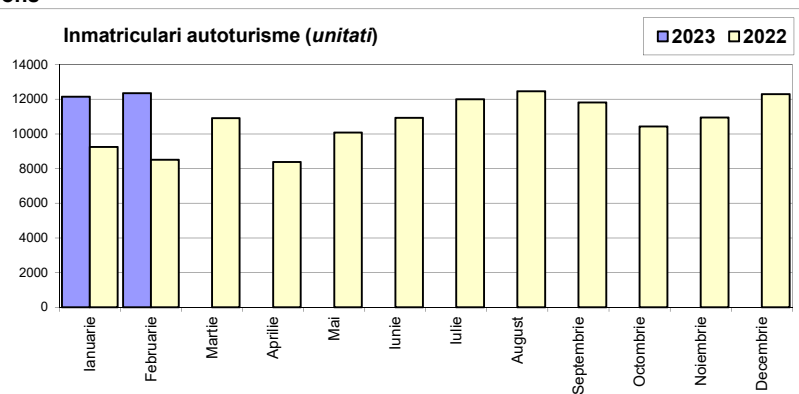


Inmatriculari autoturisme / Passenger car registrations

Luna/An	2023	2022	Variatie
Ianuarie	12 134	9 248	31.2%
Februarie	12 338	8 510	45.0%
Martie		10 902	
Aprilie		8 371	
Mai		10 080	
Iunie		10 930	
Iulie		11 987	
August		12 448	
Septembrie		11 813	
Octombrie		10 423	
Noiembrie		10 949	
Decembrie		12 287	
Total	24 472	17 758	37.8%

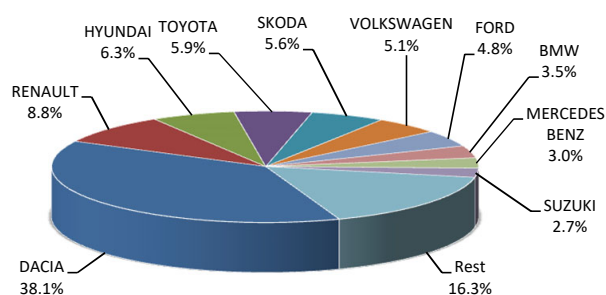
127 948



Top inmatriculari autoturisme - marci / Passenger car top - by make

MARCA	Februarie unitati	Var. luna sim. an anterior	2023 unitati	Var. an anterior
DACIA	4740	120.7%	9314	89.5%
RENAULT	948	143.1%	2148	113.3%
HYUNDAI	785	-5.2%	1550	-14.1%
TOYOTA	710	35.8%	1437	32.7%
SKODA	795	14.2%	1373	14.8%
VOLKSWAGEN	633	-8.0%	1241	5.6%
FORD	649	5.2%	1168	3.3%
BMW	427	102.4%	868	100.0%
MERCEDES BENZ	349	27.8%	730	30.4%
SUZUKI	272	73.2%	650	123.4%
Rest	2030	2.6%	3993	-
TOTAL	12338	45.0%	24472	37.8%

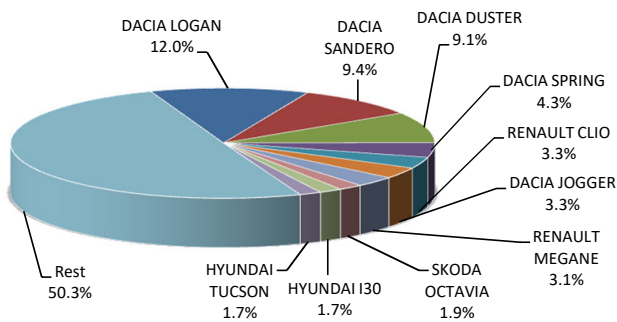
Autoturisme - marci - 2023



Top inmatriculari autoturisme - modele / Passenger car top - by model

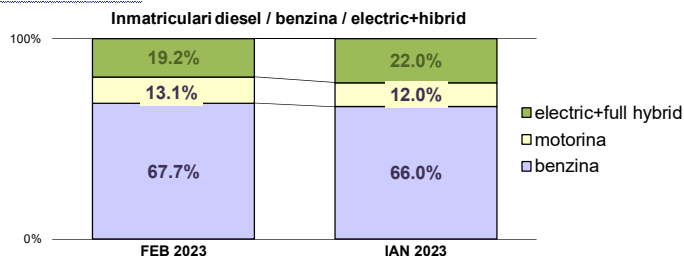
MODEL	Februarie unitati	Var. luna sim. an anterior	2023 unitati	Var. an anterior
DACIA LOGAN	1448	90.3%	2947	61.7%
DACIA SANDERO	1229	125.5%	2289	78.0%
DACIA DUSTER	1140	100.0%	2216	69.8%
DACIA SPRING	560	235.3%	1057	235.6%
RENAULT CLIO	273	150.5%	806	144.2%
DACIA JOGGER	363	-	804	-
RENAULT MEGANE	381	394.8%	766	242.0%
SKODA OCTAVIA	269	-1.1%	453	1.1%
HYUNDAI I30	210	81.0%	420	53.8%
HYUNDAI TUCSON	181	37.1%	407	2.5%
Rest	6284	9.2%	12307	-
TOTAL	12338	45.0%	24472	37.8%

Autoturisme - modele - 2023

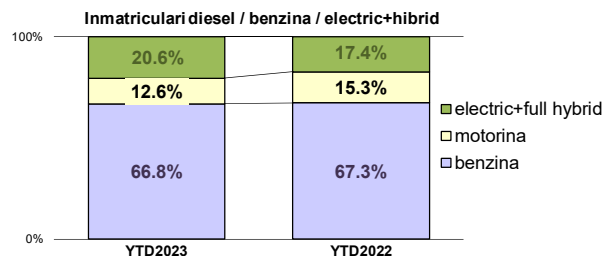


Segmentare autoturisme dupa tipul de combustibil / PC segmentation by type of fuel

	benzina	motorina	electric+full hybrid	total			
FEB 2023	8352	67.7%	1620	13.1%	2366	19.2%	12 338
IAN 2023	8005	66.0%	1460	12.0%	2669	22.0%	12 134



	benzina	motorina	electric+full hybrid	total			
YTD2023	16357	66.8%	3080	12.6%	5035	20.6%	24 472
YTD2022	11951	67.3%	2721	15.3%	3086	17.4%	17 758



Categoria Full Hybrid nu include si Mild Hybrid // Full Hybrid category does not include Mild Hybrid vehicles

Inmatriculari autoturisme in functie de tipul de combustibil / Passenger car registrations by fuel type

Luna/An	2023:				Pondere				Variatie 23/22			
	Motorina	Benzina	EV	HEV	Motorina	Benzina	EV	HEV	motorina	benzina	EV	HEV
Ianuarie	1 460	8 005	1 483	1 186	12.0%	66.0%	12.2%	9.8%	13.5%	26.9%	62.3%	59.8%
Februarie	1 620	8 352	1 469	897	13.1%	67.7%	11.9%	7.3%	12.9%	48.0%	91.5%	35.3%
Total	3 080	16 357	2 952	2 083	12.6%	66.8%	12.1%	8.5%	13.2%	36.9%	75.6%	48.3%

Categoria EV cuprinde atat autoturismele electrice 100% si pe cele Plug-in // The EV category includes full electric vehicles and Plug-In vehicles.

Categoria HEV cuprinde doar autoturismele Full Hybrid // The HEV category includes only Full Hybrid vehicles

Top 10 Autoturisme in functie de tipul de alimentare - marci / Top 10 passenger car sales by fuel type and make

Top 10 Motorina - marci

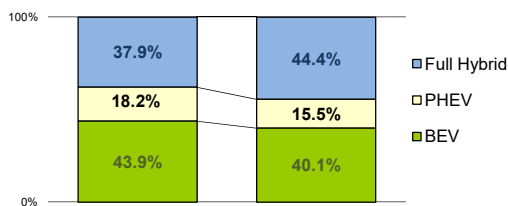
MARCA	Februarie 2023	2023	Pondere %	Var. an anterior
DACIA	542	1029	33.4%	9.9%
BMW	194	401	13.0%	137.3%
SKODA	256	398	12.9%	5.9%
VOLKSWAGEN	150	250	8.1%	9.2%
MERCEDES BENZ	94	198	6.4%	40.4%
RENAULT	85	190	6.2%	171.4%
FORD	86	184	6.0%	93.7%
AUDI	71	119	3.9%	-44.9%
VOLVO	48	80	2.6%	50.9%
PEUGEOT	16	57	1.9%	-62.5%
Rest	78	174	5.6%	-
TOTAL	1620	3080	100.0%	13.2%

Top 10 Benzina - marci

MARCA	Februarie 2023	2023	Pondere %	Var. an anterior
DACIA	3638	7224	44.2%	97.2%
RENAULT	671	1414	8.6%	82.5%
HYUNDAI	672	1298	7.9%	-10.0%
SKODA	525	947	5.8%	28.8%
FORD	391	712	4.4%	-11.7%
VOLKSWAGEN	355	674	4.1%	-11.0%
SUZUKI	267	641	3.9%	127.3%
KIA	252	492	3.0%	50.9%
MAZDA	181	333	2.0%	54.2%
MERCEDES BENZ	157	326	2.0%	42.4%
Rest	1243	2296	14.0%	-
TOTAL	8352	16357	100%	36.9%

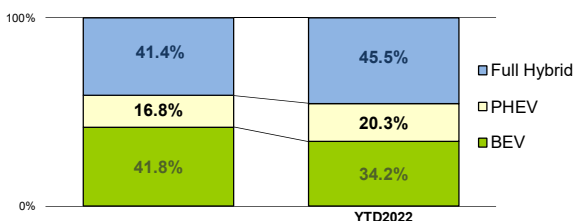
Segmentare autoturisme electrificate / Electrified PC segmentation

	BEV	PHEV	Full Hybrid	total			
FEB 2023	1038	43.9%	431	18.2%	897	37.9%	2 366
IAN 2023	1069	40.1%	414	15.5%	1186	44.4%	2 669



Categoria Full Hybrid nu include si Mild Hybrid // Full Hybrid category does not include Mild Hybrid vehicles

	BEV	PHEV	Full Hybrid	total			
YTD2023	2107	41.8%	845	16.8%	2083	41.4%	5 035
YTD2022	1055	34.2%	626	20.3%	1405	45.5%	3 086



Inmatriculari autoturisme electrificate pe marca / Electrified Passenger car registrations by make

Top Marci - Electrice

MARCA	2023	2022	Var. %
DACIA	1057	315	235.6%
VOLKSWAGEN	250	152	64.5%
RENAULT	190	45	322.2%
TESLA	140	97	44.3%
MERCEDES BENZ	77	59	30.5%
BMW	69	47	46.8%
TOYOTA	59	0	-
PEUGEOT	35	32	9.4%
HYUNDAI	34	107	-68.2%
FIAT	25	28	-10.7%
Altele	171	173	-
TOTAL	2107	1055	99.7%

Top Marci - Plug-in hybrid

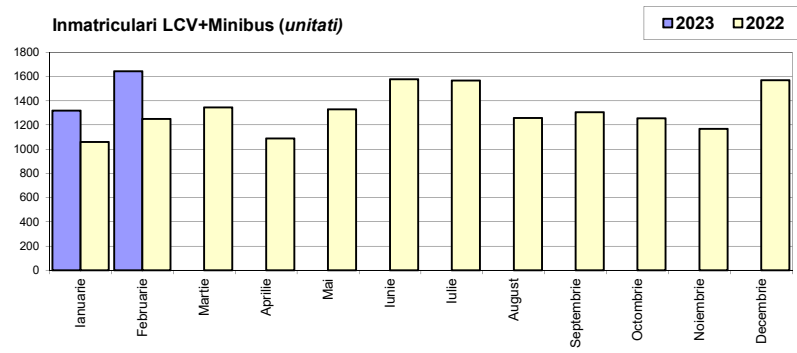
MARCA	2023	2022	Var. %
MERCEDES BENZ	129	131	-1.5%
FORD	126	65	93.8%
BMW	121	71	70.4%
VOLVO	94	79	19.0%
MAZDA	70	0	-
VOLKSWAGEN	67	37	81.1%
HYUNDAI	60	65	-7.7%
RENAULT	25	28	-10.7%
PORSCHE	24	4	500.0%
KIA	21	1	>900%
Altele	108	145	-
TOTAL	845	626	35.0%

Top Marci - Full Hybrid

MARCA	2023	2022	Var. %
TOYOTA	1157	848	36.4%
RENAULT	329	89	269.7%
HONDA	189	92	105.4%
HYUNDAI	142	189	-24.9%
FORD	128	143	-10.5%
NISSAN	45	0	-
LEXUS	33	38	-13.2%
KIA	25	1	>900%
MAZDA	17	0	-
SUZUKI	9	4	125.0%
Altele	9	1	800.0%
TOTAL	2083	1405	48.3%

Inmatriculari comerciale usoare si minibus / LCV & Minibus registrations

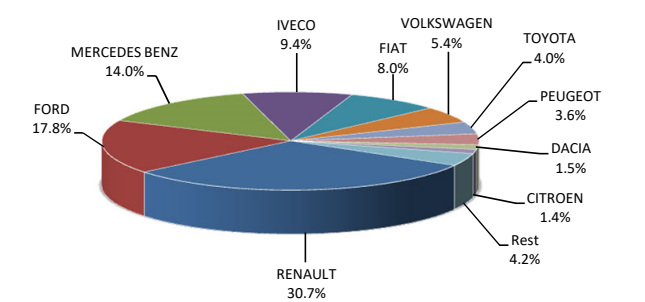
Luna/An	2023	2022	Variatie
Ianuarie	1 318	1 060	24.3%
Februarie	1 643	1 249	31.5%
Martie		1 344	
Aprilie		1 089	
Mai		1 329	
Iunie		1 577	
Iulie		1 568	
August		1 259	
Septembrie		1 305	
Octombrie		1 256	
Noiembrie		1 169	
Decembrie		1 571	
Total	2 961	2 309	28.2%



Inmatriculari comerciale <3.5t si minibus - marci / LCV + minibus registrations by make

MARCA	Februarie unitati	Var. luna sim. an anterior	2023 unitati	Var. an anterior
RENAULT	625	495.2%	910	280.8%
FORD	281	20.6%	526	28.6%
MERCEDES BENZ	212	-0.5%	416	10.1%
IVECO	119	-15.0%	278	15.4%
FIAT	68	-45.6%	237	28.8%
VOLKSWAGEN	94	-23.6%	161	-33.5%
TOYOTA	73	10.6%	118	-16.9%
PEUGEOT	44	-37.1%	106	1.0%
DACIA	28	-22.2%	45	-59.1%
CITROEN	28	-26.3%	41	-43.8%
Rest	71	-29.0%	123	-
TOTAL	1643	31.5%	2961	28.2%

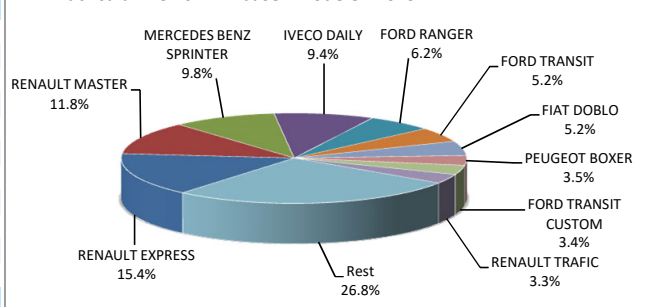
Inmatriculari LCV si minibus - marci - 2023



Inmatriculari comerciale <3.5t si minibus - modele / LCV + minibus registrations by models

MODEL	Februarie unitati	Var. luna sim. an anterior	2023 unitati	Var. an anterior
RENAULT EXPRESS	347	1726.3%	457	592.4%
RENAULT MASTER	204	234.4%	350	177.8%
MERCEDES BENZ SPRINTER	157	-3.1%	289	4.3%
IVECO DAILY	119	-15.0%	277	14.9%
FORD RANGER	105	200.0%	184	166.7%
FORD TRANSIT	87	64.2%	155	30.3%
FIAT DOBLO	15	-72.2%	153	91.3%
PEUGEOT BOXER	42	-8.7%	103	35.5%
FORD TRANSIT CUSTOM	49	-50.5%	100	-28.1%
RENAULT TRAFIC	72	500.0%	99	312.5%
Rest	446	-21.5%	794	-
TOTAL	1643	31.5%	2961	28.2%

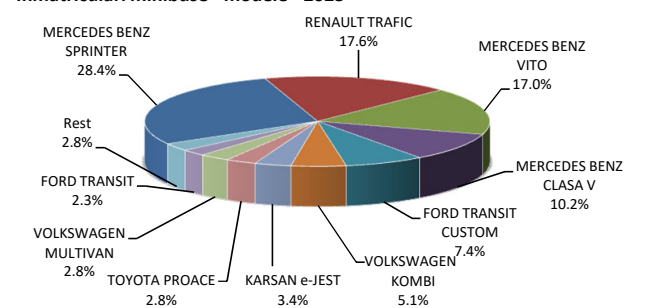
Inmatriculari LCV si minibus - modele - 2023



Inmatriculari minibus - modele / Minibus registrations by models

MODEL	Februarie unitati	Var. luna sim. an anterior	2023 unitati	Var. an anterior
MERCEDES BENZ SPRINTER	61	10.9%	100	11.1%
RENAULT TRAFIC	40	1233.3%	62	588.9%
MERCEDES BENZ VITO	26	62.5%	60	100.0%
MERCEDES BENZ CLASA V	18	-35.7%	36	-12.2%
FORD TRANSIT CUSTOM	4	-84.6%	26	-27.8%
VOLKSWAGEN KOMBI	4	-20.0%	18	125.0%
KARSAN e-JEST	12	-	12	-
TOYOTA PROACE	5	-50.0%	10	-50.0%
VOLKSWAGEN MULTIVAN	6	-	10	233.3%
FORD TRANSIT	4	100.0%	8	-11.1%
Rest	4	-63.6%	10	-
TOTAL	184	17.9%	352	26.2%

Inmatriculari minibus - modele - 2023



Inmatriculari pick-up - modele / Pick-up registrations by models

MODEL	Februarie unitati	Var. luna sim. an anterior	2023 unitati	Var. an anterior
FORD RANGER	105	200.0%	184	166.7%
TOYOTA HILUX	59	47.5%	87	2.4%
DACIA DUSTER	27	-	41	-
ISUZU D MAX	8	-27.3%	11	-45.0%
JEEP GLADIATOR	2	-33.3%	5	25.0%
NISSAN NAVARA	0	-100.0%	1	-85.7%
SSANGYONG MUSSO GRAND	1	-	1	0.0%
MITSUBISHI L200	0	-100.0%	0	-
TOTAL	202	77.2%	330	50.7%

Inmatriculari pick-up - modele - 2023

