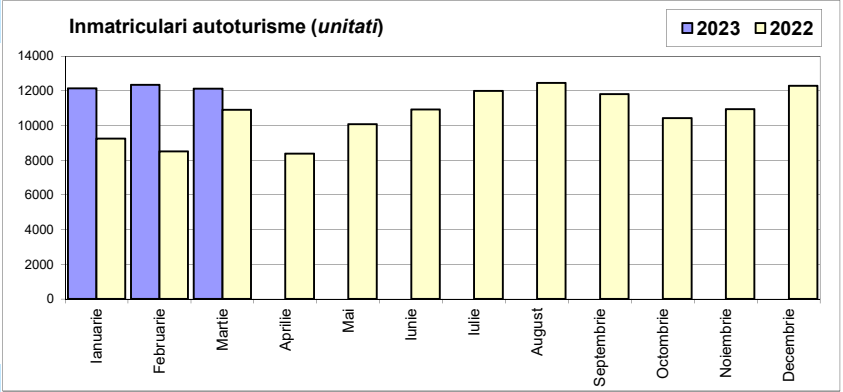


## Inmatriculari autoturisme / Passenger car registrations

Luna/An	2023	2022	Variatie
Ianuarie	12 134	9 248	31.2%
Februarie	12 338	8 510	45.0%
Martie	12 120	10 902	11.2%
Aprilie		8 371	
Mai		10 080	
Iunie		10 930	
Iulie		11 987	
August		12 448	
Septembrie		11 813	
Octombrie		10 423	
Noiembrie		10 949	
Decembrie		12 287	
<b>Total</b>	<b>36 592</b>	<b>28 660</b>	<b>27.7%</b>

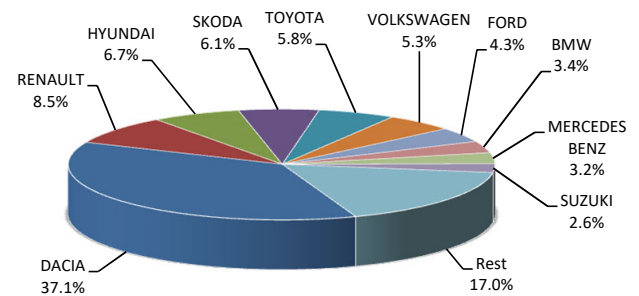
127 948



## Top inmatriculari autoturisme - marci / Passenger car top - by make

MARCA	Martie unitati	Var. luna sim. an anterior	2023 unitati	Var. an anterior
DACIA	4250	69.1%	<b>13564</b>	82.6%
RENAULT	955	42.1%	<b>3103</b>	84.8%
HYUNDAI	907	5.1%	<b>2457</b>	-7.9%
SKODA	845	5.0%	<b>2218</b>	10.8%
TOYOTA	699	-18.2%	<b>2136</b>	10.2%
VOLKSWAGEN	685	8.9%	<b>1926</b>	6.8%
FORD	420	-59.4%	<b>1588</b>	-26.7%
BMW	379	62.0%	<b>1247</b>	86.7%
MERCEDES BENZ	447	47.0%	<b>1177</b>	36.2%
SUZUKI	289	18.9%	<b>939</b>	75.8%
Rest	2244	-18.4%	<b>6237</b>	-
<b>TOTAL</b>	<b>12120</b>	<b>11.2%</b>	<b>36592</b>	<b>27.7%</b>

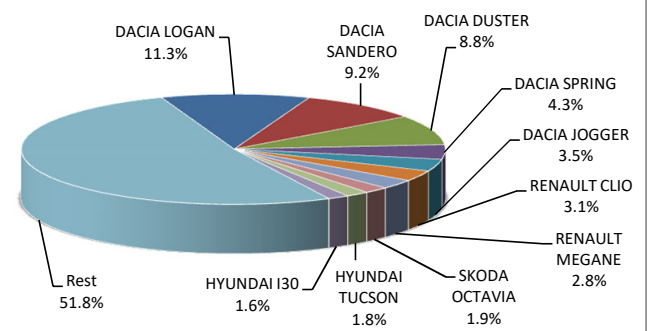
## Autoturisme - marci - 2023



## Top inmatriculari autoturisme - modele / Passenger car top - by model

MODEL	Martie unitati	Var. luna sim. an anterior	2023 unitati	Var. an anterior
DACIA LOGAN	1183	93.0%	<b>4130</b>	69.5%
DACIA SANDERO	1082	148.7%	<b>3371</b>	95.9%
DACIA DUSTER	996	42.9%	<b>3212</b>	60.4%
DACIA SPRING	502	-21.2%	<b>1559</b>	63.8%
DACIA JOGGER	487	407.3%	<b>1291</b>	1178.2%
RENAULT CLIO	343	59.5%	<b>1149</b>	110.8%
RENAULT MEGANE	242	9.0%	<b>1008</b>	126.0%
SKODA OCTAVIA	243	18.0%	<b>696</b>	6.4%
HYUNDAI TUCSON	241	-10.7%	<b>648</b>	-2.8%
HYUNDAI I30	167	138.6%	<b>587</b>	71.1%
Rest	6634	-10.8%	<b>18941</b>	-
<b>TOTAL</b>	<b>12120</b>	<b>11.2%</b>	<b>36592</b>	<b>27.7%</b>

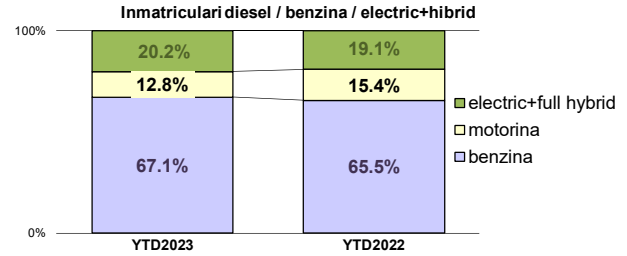
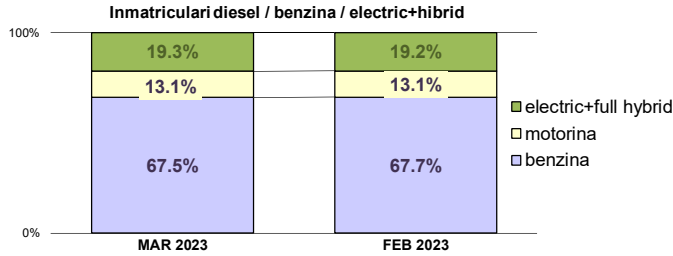
## Autoturisme - modele - 2023



## Segmentare autoturisme dupa tipul de combustibil / PC segmentation by type of fuel

	benzina	motorina	electric+full hybrid	total			
<b>MAR 2023</b>	8182	67.5%	1593	13.1%	2345	19.3%	12 120
<b>FEB 2023</b>	8352	67.7%	1620	13.1%	2366	19.2%	12 338

	benzina	motorina	electric+full hybrid	total			
<b>YTD2023</b>	24539	67.1%	4673	12.8%	7380	20.2%	36 592
<b>YTD2022</b>	18774	65.5%	4410	15.4%	5476	19.1%	28 660



Categoria Full Hybrid nu include si Mild Hybrid // Full Hybrid category does not include Mild Hybrid vehicles

## Inmatriculari autoturisme in functie de tipul de combustibil / Passenger car registrations by fuel type

Luna/An	2023				Pondere				Variatie 23/22			
	Motorina	Benzina	EV	HEV	Motorina	Benzina	EV	HEV	motorina	benzina	EV	HEV
ianuarie	1 460	8 005	1 483	1 186	12.0%	66.0%	12.2%	9.8%	13.5%	26.9%	62.3%	59.8%
februarie	1 620	8 352	1 469	897	13.1%	67.7%	11.9%	7.3%	12.9%	48.0%	91.5%	35.3%
Martie	1 593	8 182	1 447	898	13.1%	67.5%	11.9%	7.4%	-5.7%	19.9%	4.6%	-10.8%
<b>Total</b>	<b>4 673</b>	<b>24 539</b>	<b>4 399</b>	<b>2 981</b>	<b>12.8%</b>	<b>67.1%</b>	<b>12.0%</b>	<b>8.1%</b>	<b>6.0%</b>	<b>30.7%</b>	<b>43.6%</b>	<b>23.6%</b>

Categoria EV cuprinde atat autoturismele electrice 100% si pe cele Plug-in // The EV category includes full electric vehicles and Plug-In vehicles.

Categoria HEV cuprinde doar autoturismele Full Hybrid // The HEV category includes only Full Hybrid vehicles

## Top 10 Autoturisme in functie de tipul de alimentare - marci / Top 10 passenger car sales by fuel type and make

## Top 10 Motorina - marci

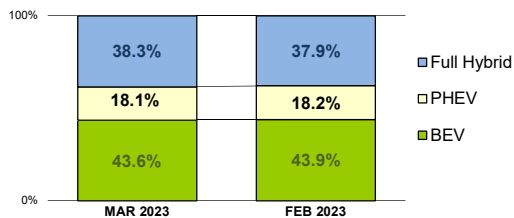
MARCA	Martie 2023	2023	Pondere %	Var. an anterior
DACIA	483	1512	32.4%	9.6%
SKODA	259	657	14.1%	6.0%
BMW	203	604	12.9%	121.2%
VOLKSWAGEN	135	385	8.2%	3.8%
MERCEDES BENZ	95	293	6.3%	41.5%
RENAULT	72	262	5.6%	89.9%
FORD	58	242	5.2%	12.6%
AUDI	115	234	5.0%	-22.8%
VOLVO	39	119	2.5%	41.7%
PEUGEOT	41	98	2.1%	-65.4%
Rest	93	267	5.7%	-
<b>TOTAL</b>	<b>1593</b>	<b>4673</b>	<b>100.0%</b>	<b>6.0%</b>

## Top 10 Benzina - marci

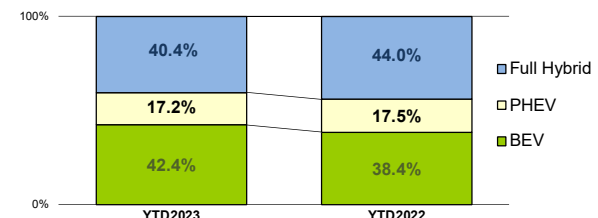
MARCA	Martie 2023	2023	Pondere %	Var. an anterior
DACIA	3263	10487	42.7%	105.7%
RENAULT	683	2097	8.5%	61.3%
HYUNDAI	793	2091	8.5%	-0.4%
SKODA	575	1522	6.2%	21.1%
VOLKSWAGEN	428	1102	4.5%	-6.8%
FORD	220	932	3.8%	-40.2%
SUZUKI	280	921	3.8%	77.8%
KIA	199	691	2.8%	32.4%
MAZDA	226	559	2.3%	19.2%
MERCEDES BENZ	208	534	2.2%	47.9%
Rest	1307	3603	14.7%	-
<b>TOTAL</b>	<b>8182</b>	<b>24539</b>	<b>100%</b>	<b>30.7%</b>

## Segmentare autoturisme electrificate / Electrified PC segmentation

	BEV	PHEV	Full Hybrid	total			
<b>MAR 2023</b>	1023	43.6%	424	18.1%	898	38.3%	2 345
<b>FEB 2023</b>	1038	43.9%	431	18.2%	897	37.9%	2 366



	BEV	PHEV	Full Hybrid	total			
<b>YTD2023</b>	3130	42.4%	1269	17.2%	2981	40.4%	7 380
<b>YTD2022</b>	2103	38.4%	961	17.5%	2412	44.0%	5 476



Categoria Full Hybrid nu include si Mild Hybrid // Full Hybrid category does not include Mild Hybrid vehicles

## Inmatriculari autoturisme electrificate pe marca / Electrified Passenger car registrations by make

## Top Marci - Electrice

MARCA	2023	2022	Var. %
DACIA	1559	952	63.8%
VOLKSWAGEN	364	203	79.3%
TESLA	274	172	59.3%
RENAULT	268	68	294.1%
MERCEDES BENZ	111	90	23.3%
BMW	106	61	73.8%
TOYOTA	73	0	-
PEUGEOT	58	55	5.5%
HYUNDAI	55	181	-69.6%
VOLVO	38	8	375.0%
Altele	224	313	-
<b>TOTAL</b>	<b>3130</b>	<b>2103</b>	<b>48.8%</b>

## Top Marci - Plug-in hybrid

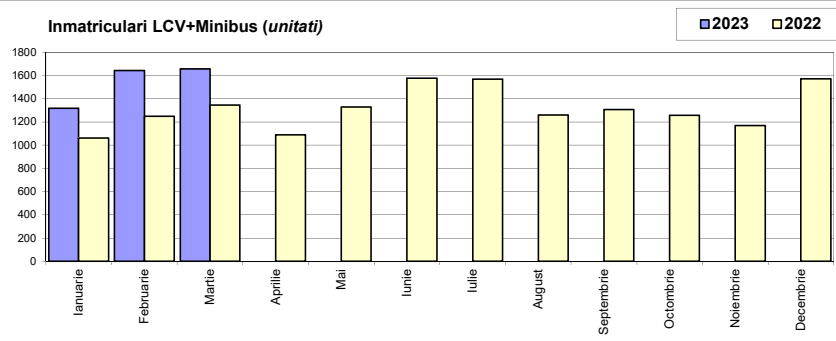
MARCA	2023	2022	Var. %
MERCEDES BENZ	239	206	16.0%
FORD	205	110	86.4%
BMW	165	100	65.0%
VOLVO	124	120	3.3%
MAZDA	91	0	-
VOLKSWAGEN	75	47	59.6%
HYUNDAI	72	89	-19.1%
RENAULT	67	52	28.8%
AUDI	34	21	61.9%
PORSCHE	30	17	76.5%
Altele	167	199	-
<b>TOTAL</b>	<b>1269</b>	<b>961</b>	<b>32.0%</b>

## Top Marci - Full Hybrid

MARCA	2023	2022	Var. %
TOYOTA	1717	1532	12.1%
RENAULT	409	121	238.0%
HONDA	259	146	77.4%
HYUNDAI	209	290	-27.9%
FORD	183	249	-26.5%
NISSAN	63	0	-
LEXUS	48	53	-9.4%
KIA	36	8	350.0%
MAZDA	25	0	-
SUZUKI	16	8	100.0%
Altele	16	5	220.0%
<b>TOTAL</b>	<b>2981</b>	<b>2412</b>	<b>23.6%</b>

## Inmatriculari comerciale usoare si minibus / LCV &amp; Minibus registrations

Luna/An	2023	2022	Variatie
Ianuarie	1 318	1 060	24.3%
Februarie	1 643	1 249	31.5%
Martie	1 655	1 344	23.1%
Aprilie		1 089	-
Mai		1 329	-
Iunie		1 577	-
Iulie		1 568	-
August		1 259	-
Septembrie		1 305	-
Octombrie		1 256	-
Noiembrie		1 169	-
Decembrie		1 571	-
<b>Total</b>	<b>4 616</b>	<b>3 653</b>	<b>26.4%</b>

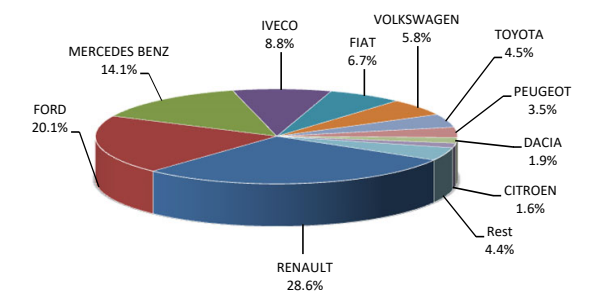


15 776

## Inmatriculari comerciale &lt;3.5t si minibus - marci / LCV + minibus registrations by make

MARCA	Martie unitati	Var. luna sim. an anterior	2023 unitati	Var. an anterior
RENAULT	409	113.0%	1319	206.0%
FORD	402	76.3%	928	45.7%
MERCEDES BENZ	233	18.9%	649	13.1%
IVECO	127	-27.8%	405	-2.9%
FIAT	72	-45.5%	309	-2.2%
VOLKSWAGEN	108	-20.6%	269	-28.8%
TOYOTA	92	19.5%	210	-4.1%
PEUGEOT	56	33.3%	162	10.2%
DACIA	43	760.0%	88	-23.5%
CITROEN	32	-28.9%	73	-38.1%
Rest	81	-29.6%	204	-
<b>TOTAL</b>	<b>1655</b>	<b>23.1%</b>	<b>4616</b>	<b>26.4%</b>

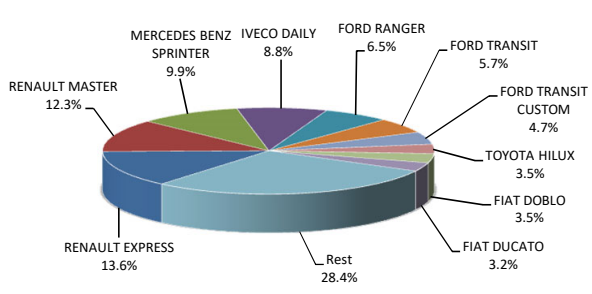
## Inmatriculari LCV si minibus - marci - 2023



## Inmatriculari comerciale &lt;3.5t si minibus - modele / LCV + minibus registrations by models

MODEL	Martie unitati	Var. luna sim. an anterior	2023 unitati	Var. an anterior
RENAULT EXPRESS	169	122.4%	626	340.8%
RENAULT MASTER	217	244.4%	567	200.0%
MERCEDES BENZ SPRINTER	170	19.7%	459	9.5%
IVECO DAILY	127	-27.8%	404	-3.1%
FORD RANGER	118	227.8%	302	187.6%
FORD TRANSIT	108	18.7%	263	25.2%
FORD TRANSIT CUSTOM	115	47.4%	215	-0.9%
TOYOTA HILUX	75	38.9%	162	16.5%
FIAT DOBLO	7	-90.5%	160	3.9%
FIAT DUCATO	65	12.1%	149	-8.0%
Rest	484	-2.4%	1309	-
<b>TOTAL</b>	<b>1655</b>	<b>23.1%</b>	<b>4616</b>	<b>26.4%</b>

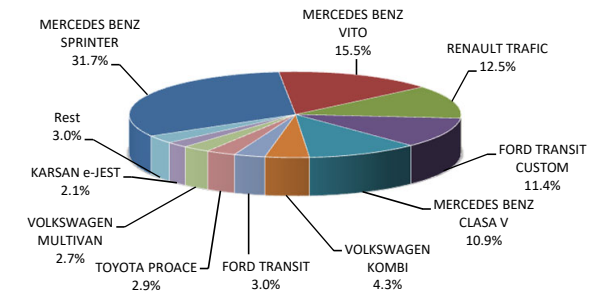
## Inmatriculari LCV si minibus - modele - 2023



## Inmatriculari minibus - modele / Minibus registrations by models

MODEL	Martie unitati	Var. luna sim. an anterior	2023 unitati	Var. an anterior
MERCEDES BENZ SPRINTER	78	122.9%	178	42.4%
MERCEDES BENZ VITO	27	35.0%	87	74.0%
RENAULT TRAFIC	8	14.3%	70	337.5%
FORD TRANSIT CUSTOM	38	123.5%	64	20.8%
MERCEDES BENZ CLASA V	25	-7.4%	61	-10.3%
VOLKSWAGEN KOMBI	6	-62.5%	24	0.0%
FORD TRANSIT	9	350.0%	17	54.5%
TOYOTA PROACE	6	-40.0%	16	-46.7%
VOLKSWAGEN MULTIVAN	5	-28.6%	15	50.0%
KARSAN e-JEST	0	-	12	-
Rest	7	-69.6%	17	-
<b>TOTAL</b>	<b>209</b>	<b>27.4%</b>	<b>561</b>	<b>26.6%</b>

## Inmatriculari minibus - modele - 2023



## Inmatriculari pick-up - modele / Pick-up registrations by models

MODEL	Martie unitati	Var. luna sim. an anterior	2023 unitati	Var. an anterior
FORD RANGER	118	227.8%	302	187.6%
TOYOTA HILUX	75	38.9%	162	16.5%
DACIA DUSTER	43	-	84	-
ISUZU D MAX	15	66.7%	26	-10.3%
JEEP GLADIATOR	1	-50.0%	6	0.0%
PIAGGIO PORTER	4	300.0%	4	300.0%
SSANGYONG MUSSO GRAND	2	-	3	200.0%
NISSAN NAVARA	0	-100.0%	1	-88.9%
NISSAN NAVARA	0	-100.0%	0	-100.0%
RAM 1500	0	-100.0%	0	-100.0%
<b>TOTAL</b>	<b>258</b>	<b>100.0%</b>	<b>588</b>	<b>69.0%</b>

## Inmatriculari pick-up - modele - 2023

