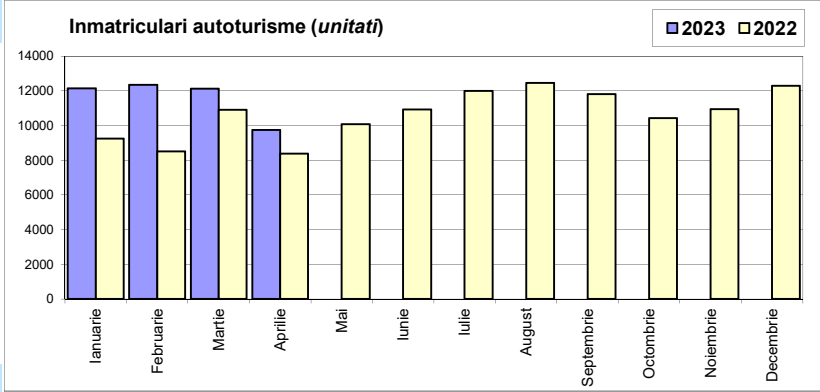


**Inmatriculari autoturisme / Passenger car registrations**

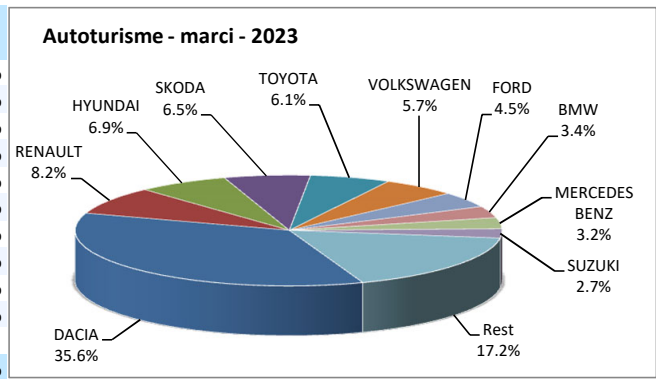
Luna/An	2023	2022	Variatie
Ianuarie	12 134	9 248	31.2%
Februarie	12 338	8 510	45.0%
Martie	12 120	10 902	11.2%
Aprilie	9 736	8 371	16.3%
Mai		10 080	-
Iunie		10 930	-
Iulie		11 987	-
August		12 448	-
Septembrie		11 813	-
Octombrie		10 423	-
Noiembrie		10 949	-
Decembrie		12 287	-
<b>Total</b>	<b>46 328</b>	<b>37 031</b>	<b>25.1%</b>

127 948



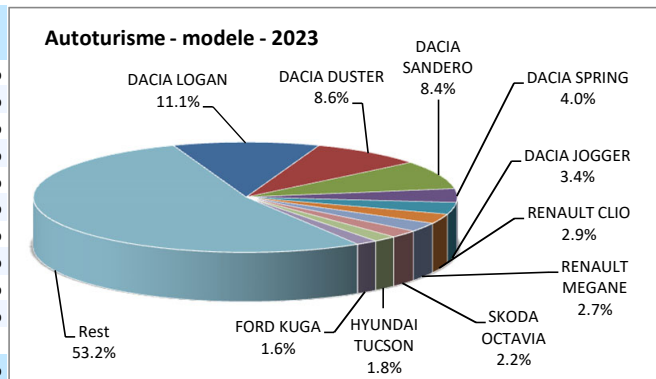
**Top inmatriculari autoturisme - marci / Passenger car top - by make**

MARCA	Aprilie unitati	Var. luna sim. an anterior	2023 unitati	Var. an anterior
DACIA	2914	29.0%	<b>16478</b>	70.1%
RENAULT	677	47.2%	<b>3780</b>	76.7%
HYUNDAI	744	21.0%	<b>3201</b>	-2.5%
SKODA	795	31.8%	<b>3013</b>	15.7%
TOYOTA	679	8.1%	<b>2815</b>	9.7%
VOLKSWAGEN	728	42.2%	<b>2654</b>	14.6%
FORD	519	-12.6%	<b>2107</b>	-23.6%
BMW	319	82.3%	<b>1566</b>	85.8%
MERCEDES BENZ	327	44.1%	<b>1504</b>	37.9%
SUZUKI	310	115.3%	<b>1249</b>	84.2%
Rest	1724	-20.0%	<b>7961</b>	-
<b>TOTAL</b>	<b>9736</b>	<b>16.3%</b>	<b>46328</b>	<b>25.1%</b>



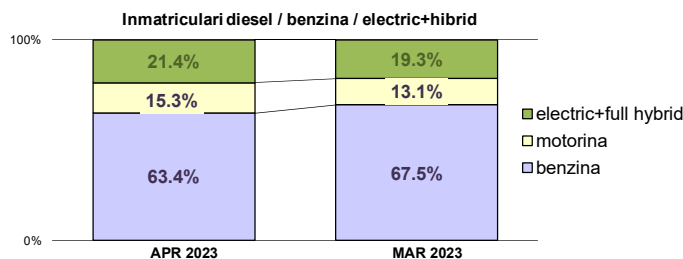
**Top inmatriculari autoturisme - modele / Passenger car top - by model**

MODEL	Aprilie unitati	Var. luna sim. an anterior	2023 unitati	Var. an anterior
DACIA LOGAN	1025	31.1%	<b>5155</b>	60.2%
DACIA DUSTER	763	25.9%	<b>3975</b>	52.4%
DACIA SANDERO	516	196.6%	<b>3887</b>	105.1%
DACIA SPRING	306	-39.5%	<b>1865</b>	27.9%
DACIA JOGGER	304	86.5%	<b>1595</b>	504.2%
RENAULT CLIO	185	51.6%	<b>1334</b>	100.0%
RENAULT MEGANE	228	88.4%	<b>1236</b>	118.0%
SKODA OCTAVIA	339	285.2%	<b>1035</b>	39.5%
HYUNDAI TUCSON	194	15.5%	<b>842</b>	0.8%
FORD KUGA	213	208.7%	<b>762</b>	112.8%
Rest	5663	1.6%	<b>24642</b>	-
<b>TOTAL</b>	<b>9736</b>	<b>16.3%</b>	<b>46328</b>	<b>25.1%</b>

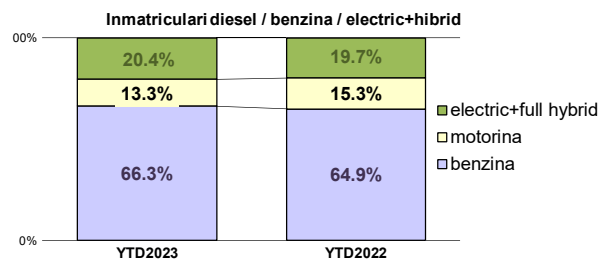


## Segmentare autoturisme dupa tipul de combustibil / PC segmentation by type of fuel

	benzina		motorina		electric+full hybrid		total
APR 2023	6169	63.4%	1486	15.3%	2081	21.4%	9 736
MAR 2023	8182	67.5%	1593	13.1%	2345	19.3%	12 120



	benzina		motorina		electric+full hybrid		total
YTD2023	30708	66.3%	6159	13.3%	9461	20.4%	46 328
YTD2022	24049	64.9%	5669	15.3%	7313	19.7%	37 031



Categoria Full Hybrid nu include si Mild Hybrid // Full Hybrid category does not include Mild Hybrid vehicles

## Inmatriculari autoturisme in functie de tipul de combustibil / Passenger car registrations by fuel type

Luna/An	2023.				Pondere				Variatie 23/22			
	Motorina	Benzina	EV	HEV	Motorina	Benzina	EV	HEV	motorina	benzina	EV	HEV
Ianuarie	1 460	8 005	1 483	1 186	12.0%	66.0%	12.2%	9.8%	13.5%	26.9%	62.3%	59.8%
Februarie	1 620	8 352	1 469	897	13.1%	67.7%	11.9%	7.3%	12.9%	48.0%	91.5%	35.3%
Martie	1 593	8 182	1 447	898	13.1%	67.5%	11.9%	7.4%	-5.7%	19.9%	4.6%	-10.8%
Aprilie	1 486	6 169	1 328	753	15.3%	63.4%	13.6%	7.7%	18.0%	16.9%	24.6%	-2.3%
<b>Total</b>	<b>6 159</b>	<b>30 708</b>	<b>5 727</b>	<b>3 734</b>	<b>13.3%</b>	<b>66.3%</b>	<b>12.4%</b>	<b>8.1%</b>	<b>8.6%</b>	<b>27.7%</b>	<b>38.7%</b>	<b>17.3%</b>

Categoria EV cuprinde atat autoturismele electrice 100% si pe cele Plug-in // The EV category includes full electric vehicles and Plug-In vehicles.

Categoria HEV cuprinde doar autoturismele Full Hybrid // The HEV category includes only Full Hybrid vehicles

## Top 10 Autoturisme in functie de tipul de alimentare - marci / Top 10 passenger car sales by fuel type and make

## Top 10 Motorina - marci

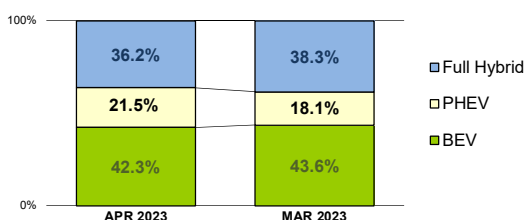
MARCA	Aprilie 2023	2023	Pondere %	Var. an anterior
DACIA	397	1909	31.0%	9.6%
SKODA	311	968	15.7%	25.9%
BMW	170	774	12.6%	127.0%
VOLKSWAGEN	180	565	9.2%	20.5%
MERCEDES BENZ	98	391	6.3%	44.3%
AUDI	94	328	5.3%	-14.4%
RENAULT	43	305	5.0%	62.2%
FORD	43	285	4.6%	-4.0%
PEUGEOT	58	156	2.5%	-65.7%
VOLVO	28	147	2.4%	48.5%
Rest	64	331	5.4%	-
<b>TOTAL</b>	<b>1486</b>	<b>6159</b>	<b>100.0%</b>	<b>8.6%</b>

## Top 10 Benzina - marci

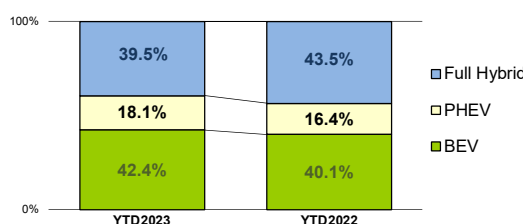
MARCA	Aprilie 2023	2023	Pondere %	Var. an anterior
DACIA	2211	12698	41.4%	95.7%
HYUNDAI	660	2751	9.0%	6.8%
RENAULT	455	2552	8.3%	56.7%
SKODA	476	1998	6.5%	18.4%
VOLKSWAGEN	458	1560	5.1%	-0.4%
FORD	306	1238	4.0%	-37.2%
SUZUKI	301	1222	4.0%	87.4%
KIA	166	857	2.8%	27.2%
MAZDA	149	708	2.3%	8.4%
MERCEDES BENZ	141	675	2.2%	47.1%
Rest	846	4449	14.5%	-
<b>TOTAL</b>	<b>6169</b>	<b>30708</b>	<b>100%</b>	<b>27.7%</b>

## Segmentare autoturisme electrificate / Electrified PC segmentation

	BEV		PHEV		Full Hybrid		total
APR 2023	881	42.3%	447	21.5%	753	36.2%	2 081
MAR 2023	1023	43.6%	424	18.1%	898	38.3%	2 345



	BEV		PHEV		Full Hybrid		total
YTD2023	4011	42.4%	1716	18.1%	3734	39.5%	9 461
YTD2022	2931	40.1%	1199	16.4%	3183	43.5%	7 313



Categoria Full Hybrid nu include si Mild Hybrid // Full Hybrid category does not include Mild Hybrid vehicles

## Inmatriculari autoturisme electrificate pe marca / Electrified Passenger car registrations by make

## Top Marci - Electrice

MARCA	2023	2022	Var. %
DACIA	1865	1458	27.9%
TESLA	534	280	90.7%
VOLKSWAGEN	442	225	96.4%
RENAULT	354	106	234.0%
BMW	135	84	60.7%
MERCEDES BENZ	127	106	19.8%
TOYOTA	81	-	-
HYUNDAI	76	215	-64.7%
PEUGEOT	63	61	3.3%
VOLVO	45	10	350.0%
Altele	289	386	-
<b>TOTAL</b>	<b>4011</b>	<b>2931</b>	<b>36.8%</b>

## Top Marci - Plug-in hybrid

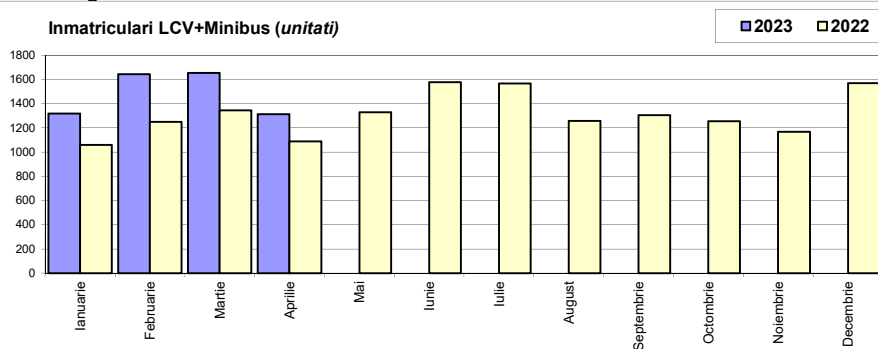
MARCA	2023	2022	Var. %
MERCEDES BENZ	311	255	22.0%
FORD	299	131	128.2%
BMW	207	121	71.1%
VOLVO	152	138	10.1%
MAZDA	110	0	-
RENAULT	109	70	55.7%
VOLKSWAGEN	87	56	55.4%
TOYOTA	84	9	833.3%
HYUNDAI	82	119	-31.1%
AUDI	48	25	92.0%
Altele	227	275	-
<b>TOTAL</b>	<b>1716</b>	<b>1199</b>	<b>43.1%</b>

## Top Marci - Full Hybrid

MARCA	2023	2022	Var. %
TOYOTA	2197	2052	7.1%
RENAULT	460	146	215.1%
HONDA	295	209	41.1%
HYUNDAI	258	360	-28.3%
FORD	253	317	-20.2%
NISSAN	84	-	-
LEXUS	61	62	-1.6%
KIA	49	11	345.5%
MAZDA	35	3	>900%
SUZUKI	23	17	35.3%
Altele	19	6	216.7%
<b>TOTAL</b>	<b>3734</b>	<b>3183</b>	<b>17.3%</b>

**Inmatriculari comerciale usoare si minibus / LCV & Minibus registrations**

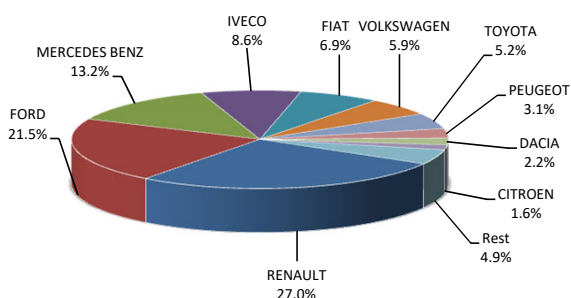
Luna/An	2023	2022	Variatie
Ianuarie	1 318	1 060	24.3%
Februarie	1 643	1 249	31.5%
Martie	1 655	1 344	23.1%
Aprilie	1 313	1 089	20.6%
Mai		1 329	-
Iunie		1 577	-
Iulie		1 568	-
August		1 259	-
Septembrie		1 305	-
Octombrie		1 256	-
Noiembrie		1 169	-
Decembrie		1 571	-
<b>Total</b>	<b>5 929</b>	<b>4 742</b>	<b>25.0%</b>



**Inmatriculari comerciale <3.5t si minibus - marci / LCV + minibus registrations by make**

MARCA	Aprilie unitati	Var. luna sim. an anterior	2023 unitati	Var. an anterior
RENAULT	281	-15.9%	1600	109.2%
FORD	344	80.1%	1272	53.6%
MERCEDES BENZ	133	3.1%	782	11.2%
IVECO	102	-28.2%	507	-9.3%
FIAT	103	68.9%	412	9.3%
VOLKSWAGEN	78	50.0%	347	-19.3%
TOYOTA	96	43.3%	306	7.0%
PEUGEOT	24	60.0%	186	14.8%
DACIA	42	44.8%	130	-9.7%
CITROEN	24	50.0%	97	-27.6%
Rest	86	62.3%	290	-
<b>TOTAL</b>	<b>1313</b>	<b>20.6%</b>	<b>5929</b>	<b>25.0%</b>

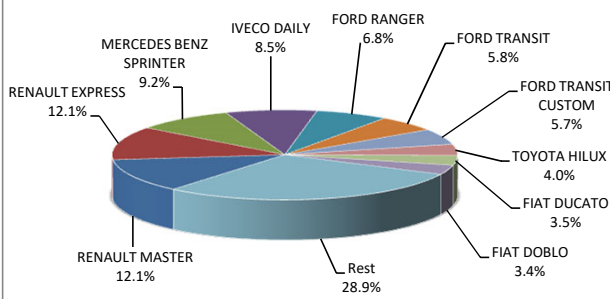
**Inmatriculari LCV si minibus - marci - 2023**



**Inmatriculari comerciale <3.5t si minibus - modele / LCV + minibus registrations by models**

MODEL	Aprilie unitati	Var. luna sim. an anterior	2023 unitati	Var. an anterior
RENAULT MASTER	149	31.9%	716	137.1%
RENAULT EXPRESS	89	-43.7%	715	138.3%
MERCEDES BENZ SPRINTER	87	-14.7%	546	4.8%
IVECO DAILY	102	-28.2%	506	-9.5%
FORD RANGER	102	209.1%	404	192.8%
FORD TRANSIT	78	2.6%	341	19.2%
FORD TRANSIT CUSTOM	122	229.7%	337	32.7%
TOYOTA HILUX	75	102.7%	237	34.7%
FIAT DUCATO	60	15.4%	209	-2.3%
FIAT DOBLO	42	425.0%	202	24.7%
Rest	407	23.0%	1716	-
<b>TOTAL</b>	<b>1313</b>	<b>20.6%</b>	<b>5929</b>	<b>25.0%</b>

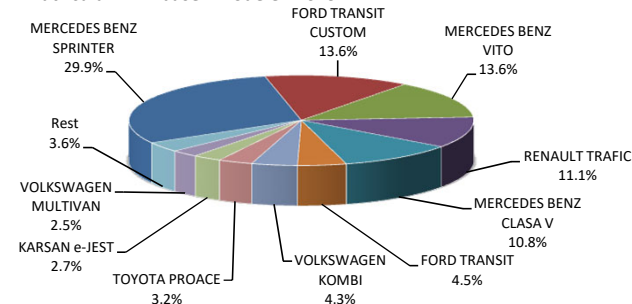
**Inmatriculari LCV si minibus - modele - 2023**



**Inmatriculari minibus - modele / Minibus registrations by models**

MODEL	Aprilie unitati	Var. luna sim. an anterior	2023 unitati	Var. an anterior
MERCEDES BENZ SPRINTER	46	76.9%	224	48.3%
FORD TRANSIT CUSTOM	38	375.0%	102	67.2%
MERCEDES BENZ VITO	15	114.3%	102	78.9%
RENAULT TRAFIC	13	30.0%	83	219.2%
MERCEDES BENZ CLASA V	20	81.8%	81	2.5%
FORD TRANSIT	17	183.3%	34	100.0%
VOLKSWAGEN KOMBI	8	14.3%	32	3.2%
TOYOTA PROACE	8	14.3%	24	-35.1%
KARSAN e-JEST	8	-	20	-
VOLKSWAGEN MULTIVAN	4	-20.0%	19	26.7%
Rest	10	-66.7%	7	-
<b>TOTAL</b>	<b>187</b>	<b>59.8%</b>	<b>748</b>	<b>33.6%</b>

**Inmatriculari minibus - modele - 2023**



**Inmatriculari pick-up - modele / Pick-up registrations by models**

MODEL	Aprilie unitati	Var. luna sim. an anterior	2023 unitati	Var. an anterior
FORD RANGER	102	209.1%	404	192.8%
TOYOTA HILUX	75	102.7%	237	34.7%
DACIA DUSTER	41	-	125	-
ISUZU D MAX	12	300.0%	38	18.8%
SSANGYONG MUSSO GRAND	11	-	14	-
JEEP GLADIATOR	0	-100.0%	6	-40.0%
PIAGGIO PORTER	0	-	4	300.0%
NISSAN NAVARA	0	-100.0%	1	-90.9%
MITSUBISHI L200	0	-100.0%	0	-100.0%
RAM 1500	0	-	0	-100.0%
<b>TOTAL</b>	<b>241</b>	<b>180.2%</b>	<b>829</b>	<b>91.0%</b>

**Inmatriculari pick-up - modele - 2023**

