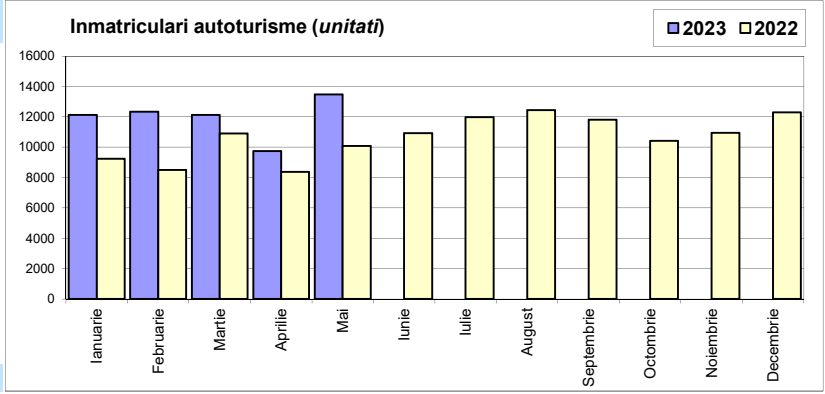


Inmatriculari autoturisme / Passenger car registrations

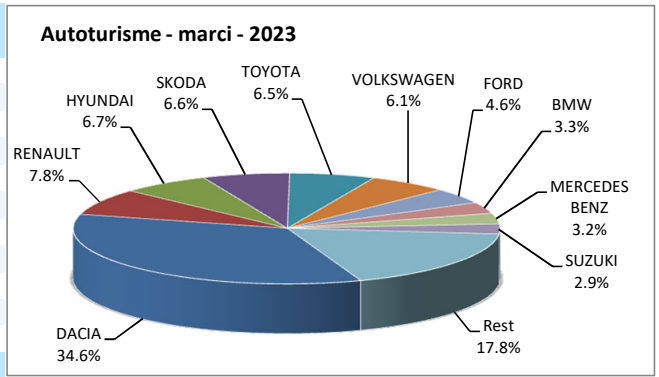
Luna/An	2023	2022	Variatie
Ianuarie	12 134	9 248	31.2%
Februarie	12 338	8 510	45.0%
Martie	12 120	10 902	11.2%
Aprilie	9 736	8 371	16.3%
Mai	13 466	10 080	33.6%
Iunie		10 930	
Iulie		11 987	
August		12 448	
Septembrie		11 813	
Octombrie		10 423	
Noiembrie		10 949	
Decembrie		12 287	
Total	59 794	47 111	26.9%

127 948



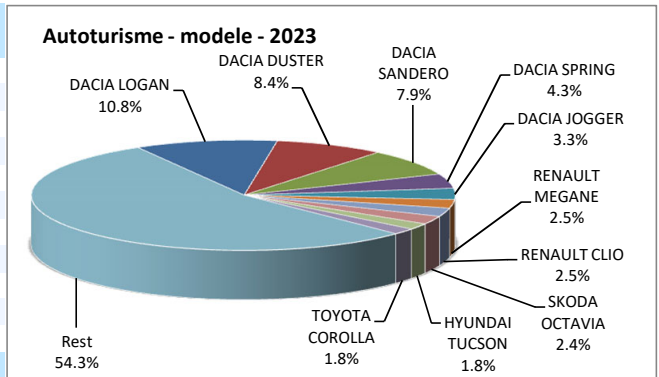
Top inmatriculari autoturisme - marci / Passenger car top - by make

MARCA	Mai unitati	Var. luna sim. an anterior	2023 unitati	Var. an anterior
DACIA	4230	41.0%	20708	63.2%
RENAULT	879	73.0%	4659	76.0%
HYUNDAI	807	26.3%	4008	2.2%
SKODA	942	34.0%	3955	19.6%
TOYOTA	1045	10.7%	3860	10.0%
VOLKSWAGEN	976	73.0%	3630	26.0%
FORD	651	-22.8%	2758	-23.4%
BMW	393	70.9%	1959	82.6%
MERCEDES BENZ	381	27.4%	1885	35.6%
SUZUKI	491	175.8%	1740	103.3%
Rest	2671	23.0%	10632	-
TOTAL	13466	33.6%	59794	26.9%



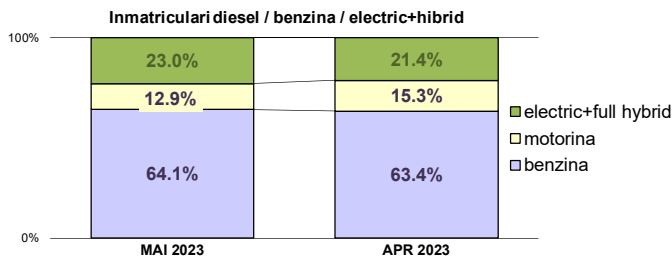
Top inmatriculari autoturisme - modele / Passenger car top - by model

MODEL	Mai unitati	Var. luna sim. an anterior	2023 unitati	Var. an anterior
DACIA LOGAN	1321	5.5%	6476	44.9%
DACIA DUSTER	1018	99.6%	4993	60.1%
DACIA SANDERO	843	93.3%	4730	102.9%
DACIA SPRING	685	60.8%	2550	35.4%
DACIA JOGGER	363	83.3%	1958	323.8%
RENAULT MEGANE	277	45.8%	1513	99.9%
RENAULT CLIO	155	118.3%	1489	101.8%
SKODA OCTAVIA	411	287.7%	1446	70.5%
HYUNDAI TUCSON	245	17.2%	1087	4.1%
TOYOTA COROLLA	322	8.8%	1075	11.1%
Rest	7826	22.5%	32477	-
TOTAL	13466	33.6%	59794	26.9%



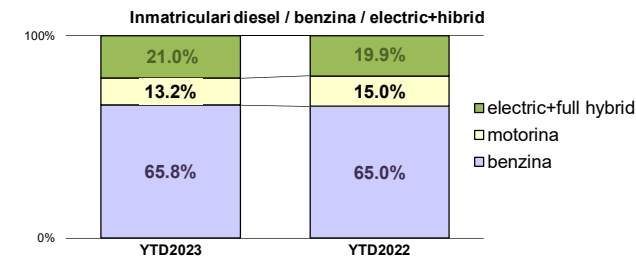
Segmentare autoturisme dupa tipul de combustibil / PC segmentation by type of fuel

	benzina		motorina		electric+full hybrid		total
MAI 2023	8633	64.1%	1733	12.9%	3100	23.0%	13 466
APR 2023	6168	63.4%	1486	15.3%	2082	21.4%	9 736



Categoria Full Hybrid nu include si Mild Hybrid // Full Hybrid category does not include Mild Hybrid vehicles

	benzina		motorina		electric+full hybrid		total
YTD2023	39340	65.8%	7892	13.2%	12562	21.0%	59 794
YTD2022	30644	65.0%	7069	15.0%	9398	19.9%	47 111



Inmatriculari autoturisme in functie de tipul de combustibil / Passenger car registrations by fuel type

Luna/An	2023				Pondere				Variatie 23/22			
	Motorina	Benzina	EV	HEV	Motorina	Benzina	EV	HEV	motorina	benzina	EV	HEV
Ianuarie	1 460	8 005	1 483	1 186	12.0%	66.0%	12.2%	9.8%	13.5%	26.9%	62.3%	59.8%
Februarie	1 620	8 352	1 469	897	13.1%	67.7%	11.9%	7.3%	12.9%	48.0%	91.5%	35.3%
Martie	1 593	8 182	1 447	898	13.1%	67.5%	11.9%	7.4%	-5.7%	19.9%	4.6%	-10.8%
Aprilie	1 486	6 168	1 329	753	15.3%	63.4%	13.7%	7.7%	18.0%	16.9%	24.6%	-2.3%
Mai	1 733	8 633	1 881	1 219	12.9%	64.1%	14.0%	9.1%	23.8%	30.9%	94.9%	8.8%
Total	7 892	39 340	7 609	4 953	13.2%	65.8%	12.7%	8.3%	11.6%	28.4%	49.3%	15.1%

Categoria EV cuprinde atat autoturismele electrice 100% si pe cele Plug-in // The EV category includes full electric vehicles and Plug-In vehicles.

Categoria HEV cuprinde doar autoturismele Full Hybrid // The HEV category includes only Full Hybrid vehicles

Top 10 Autoturisme in functie de tipul de alimentare - marci / Top 10 passenger car sales by fuel type and make

Top 10 Motorina - marci

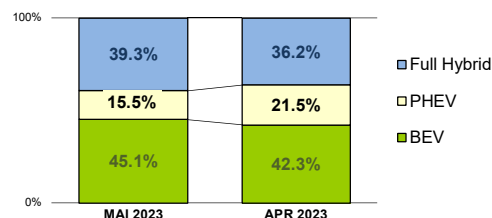
MARCA	Mai 2023	2023	Pondere %	Var. an anterior
DACIA	518	2427	30.8%	9.0%
SKODA	384	1352	17.1%	39.5%
BMW	186	960	12.2%	117.2%
VOLKSWAGEN	118	683	8.7%	18.4%
MERCEDES BENZ	84	475	6.0%	34.6%
AUDI	144	472	6.0%	4.4%
FORD	76	361	4.6%	-7.7%
RENAULT	35	340	4.3%	51.8%
VOLVO	39	186	2.4%	48.8%
PEUGEOT	13	169	2.1%	-68.4%
Rest	136	467	5.9%	-
TOTAL	1733	7892	100.0%	11.6%

Top 10 Benzina - marci

MARCA	Mai 2023	2023	Pondere %	Var. an anterior
DACIA	3025	15723	40.0%	83.3%
HYUNDAI	679	3430	8.7%	11.6%
RENAULT	656	3208	8.2%	59.7%
SKODA	533	2531	6.4%	17.0%
VOLKSWAGEN	683	2243	5.7%	13.9%
SUZUKI	470	1692	4.3%	104.8%
FORD	418	1656	4.2%	-36.1%
KIA	266	1123	2.9%	25.2%
MAZDA	261	969	2.5%	10.2%
MERCEDES BENZ	186	861	2.2%	45.7%
Rest	1456	5904	15.0%	-
TOTAL	8633	39340	100%	28.4%

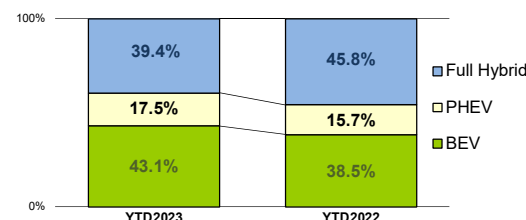
Segmentare autoturisme electrificate / Electrified PC segmentation

	BEV		PHEV		Full Hybrid		total
MAI 2023	1399	45.1%	482	15.5%	1219	39.3%	3 100
APR 2023	881	42.3%	448	21.5%	753	36.2%	2 082



Categoria Full Hybrid nu include si Mild Hybrid // Full Hybrid category does not include Mild Hybrid vehicles

	BEV		PHEV		Full Hybrid		total
YTD2023	5410	43.1%	2199	17.5%	4953	39.4%	12 562
YTD2022	3620	38.5%	1475	15.7%	4303	45.8%	9 398



Inmatriculari autoturisme electrificate pe marca / Electrified Passenger car registrations by make

Top Marci - Electrice

MARCA	2023	2022	Var. %
DACIA	2550	1884	35.4%
TESLA	782	308	153.9%
VOLKSWAGEN	597	269	121.9%
RENAULT	462	128	260.9%
BMW	161	100	61.0%
MERCEDES BENZ	147	127	15.7%
HYUNDAI	105	264	-60.2%
TOYOTA	90	0	-
PEUGEOT	76	70	8.6%
SKODA	61	87	-29.9%
Altele	379	383	-
TOTAL	5410	3620	49.4%

Top Marci - Plug-in hybrid

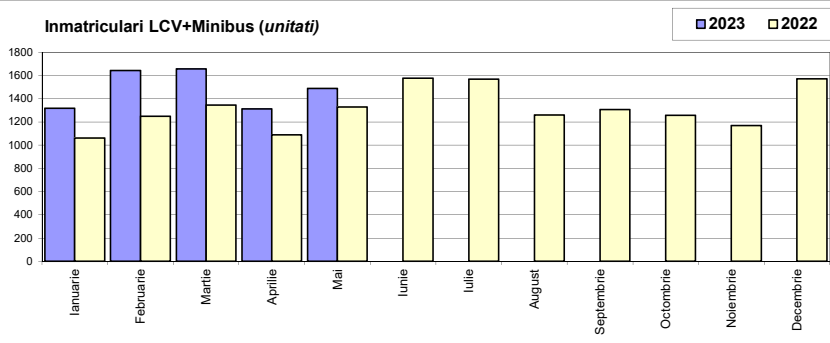
MARCA	2023	2022	Var. %
MERCEDES BENZ	402	319	26.0%
FORD	364	155	134.8%
BMW	277	153	81.0%
VOLVO	195	154	26.6%
RENAULT	146	92	58.7%
MAZDA	132	0	-
HYUNDAI	109	152	-28.3%
VOLKSWAGEN	107	65	64.6%
TOYOTA	106	16	562.5%
AUDI	56	33	69.7%
Altele	305	336	-
TOTAL	2199	1475	49.1%

Top Marci - Full Hybrid

MARCA	2023	2022	Var. %
TOYOTA	3048	2865	6.4%
RENAULT	503	194	159.3%
HONDA	348	284	22.5%
FORD	340	413	-17.7%
HYUNDAI	327	411	-20.4%
NISSAN	113	0	-
LEXUS	87	75	16.0%
MAZDA	63	4	>900%
KIA	60	30	100.0%
SUZUKI	41	21	95.2%
Altele	23	6	283.3%
TOTAL	4953	4303	15.1%

Inmatriculări comerciale usoare si minibus / LCV & Minibus registrations

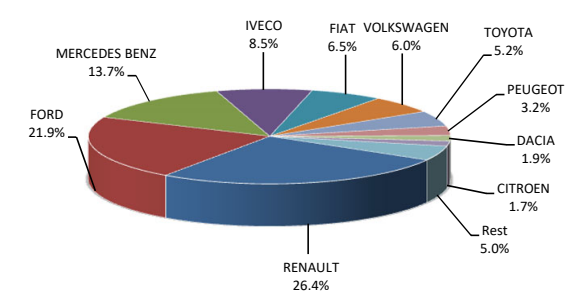
Luna/An	2023	2022	Variatie
Ianuarie	1 318	1 060	24.3%
Februarie	1 643	1 249	31.5%
Martie	1 655	1 344	23.1%
Aprilie	1 313	1 089	20.6%
Mai	1 488	1 329	12.0%
Iunie	-	1 577	-
Iulie	-	1 568	-
August	-	1 259	-
Septembrie	-	1 305	-
Octombrie	-	1 256	-
Noiembrie	-	1 169	-
Decembrie	-	1 571	-
Total	7 417	6 071	22.2%



Inmatriculări comerciale <3.5t si minibus - marci / LCV + minibus registrations by make

MARCA	Mai unitati	Var. luna sim. an anterior	2023 unitati	Var. an anterior
RENAULT	355	7.3%	1955	78.4%
FORD	353	45.3%	1625	51.7%
MERCEDES BENZ	231	48.1%	1013	17.9%
IVECO	124	-37.4%	631	-16.6%
FIAT	67	63.4%	479	14.6%
VOLKSWAGEN	101	40.3%	448	-10.8%
TOYOTA	82	-2.4%	388	4.9%
PEUGEOT	53	-15.9%	239	6.2%
DACIA	11	10.0%	141	-8.4%
CITROEN	31	-24.4%	128	-26.9%
Rest	80	-11.1%	370	-
TOTAL	1488	12.0%	7417	22.2%

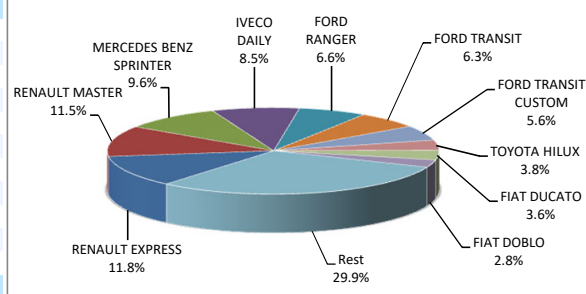
Inmatriculări LCV si minibus - marci - 2023



Inmatriculări comerciale <3.5t si minibus - modele / LCV + minibus registrations by models

MODEL	Mai unitati	Var. luna sim. an anterior	2023 unitati	Var. an anterior
RENAULT EXPRESS	158	79.5%	873	125.0%
RENAULT MASTER	136	-4.2%	852	91.9%
MERCEDES BENZ SPRINTER	168	63.1%	714	14.4%
IVECO DAILY	124	-37.1%	630	-16.7%
FORD RANGER	89	93.5%	493	167.9%
FORD TRANSIT	124	45.9%	465	25.3%
FORD TRANSIT CUSTOM	77	165.5%	414	46.3%
TOYOTA HILUX	45	-16.7%	282	22.6%
FIAT DUCATO	60	93.5%	269	9.8%
FIAT DOBLO	6	-33.3%	208	21.6%
Rest	501	-8.1%	2217	-
TOTAL	1488	12.0%	7417	22.2%

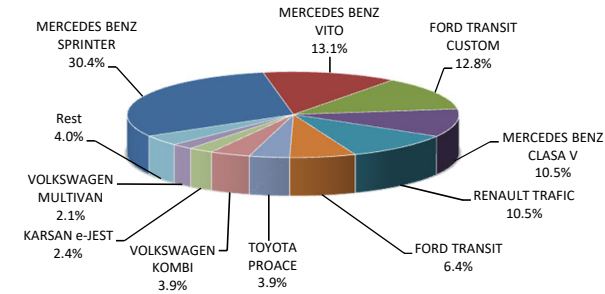
Inmatriculări LCV si minibus - modele - 2023



Inmatriculări minibus - modele / Minibus registrations by models

MODEL	Mai unitati	Var. luna sim. an anterior	2023 unitati	Var. an anterior
MERCEDES BENZ SPRINTER	80	321.1%	304	78.8%
MERCEDES BENZ VITO	29	222.2%	131	98.5%
FORD TRANSIT CUSTOM	26	766.7%	128	100.0%
MERCEDES BENZ CLASA V	24	84.6%	105	14.1%
RENAULT TRAFIC	22	-37.1%	105	72.1%
FORD TRANSIT	30	650.0%	64	204.8%
TOYOTA PROACE	15	-16.7%	39	-29.1%
VOLKSWAGEN KOMBI	7	0.0%	39	2.6%
KARSAN e-JEST	4	-	24	-
VOLKSWAGEN MULTIVAN	2	100.0%	21	31.3%
Rest	13	-51.9%	40	-
TOTAL	252	85.3%	1000	43.7%

Inmatriculări minibus - modele - 2023



Inmatriculări pick-up - modele / Pick-up registrations by models

MODEL	Mai unitati	Var. luna sim. an anterior	2023 unitati	Var. an anterior
FORD RANGER	89	93.5%	493	167.9%
TOYOTA HILUX	45	-16.7%	282	22.6%
DACIA DUSTER	10	-	135	>900%
ISUZU D MAX	13	116.7%	51	34.2%
SSANGYONG MUSO GRAND	16	700.0%	30	900.0%
JEEP GLADIATOR	1	0.0%	7	-36.4%
PIAGGIO PORTER	0	-100.0%	4	33.3%
NISSAN NAVARA	0	-	1	-90.9%
TOYOTA TUNDRA	1	-	1	-
MITSUBISHI L200	0	-100.0%	0	-100.0%
Rest	0	-	0	-
TOTAL	175	44.6%	1004	80.9%

Inmatriculări pick-up - modele - 2023

