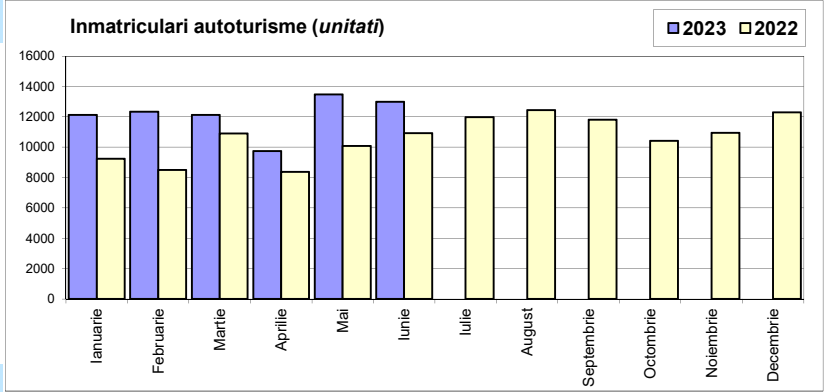


Inmatriculari autoturisme / Passenger car registrations

Luna/An	2023	2022	Variatie
Ianuarie	12 134	9 248	31.2%
Februarie	12 338	8 510	45.0%
Martie	12 120	10 902	11.2%
Aprilie	9 736	8 371	16.3%
Mai	13 466	10 080	33.6%
Iunie	12 993	10 930	18.9%
Iulie		11 987	-
August		12 448	-
Septembrie		11 813	-
Octombrie		10 423	-
Noiembrie		10 949	-
Decembrie		12 287	-
Total	72 787	58 041	25.4%

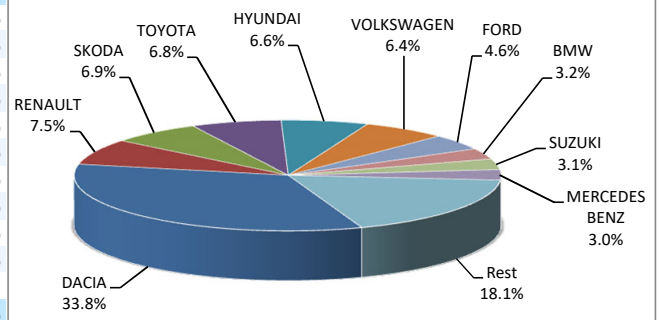
127 948



Top inmatriculari autoturisme - marci / Passenger car top - by make

MARCA	Iunie unitati	Var. luna sim. an anterior	2023 unitati	Var. an anterior
DACIA	3882	8.2%	24590	51.1%
RENAULT	834	94.0%	5493	78.5%
SKODA	1035	58.0%	4990	25.9%
TOYOTA	1115	0.9%	4975	7.8%
HYUNDAI	777	9.6%	4785	3.3%
VOLKSWAGEN	1031	35.3%	4661	28.0%
FORD	578	-35.8%	3336	-25.9%
BMW	369	25.1%	2328	70.2%
SUZUKI	540	150.0%	2280	112.7%
MERCEDES BENZ	324	11.0%	2209	31.3%
Rest	2508	26.9%	13140	-
TOTAL	12993	18.9%	72787	25.4%

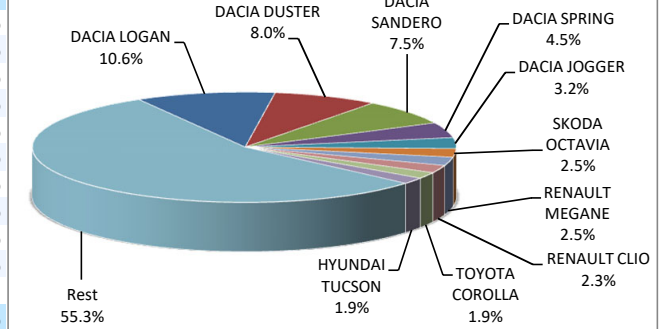
Autoturisme - marci - 2023



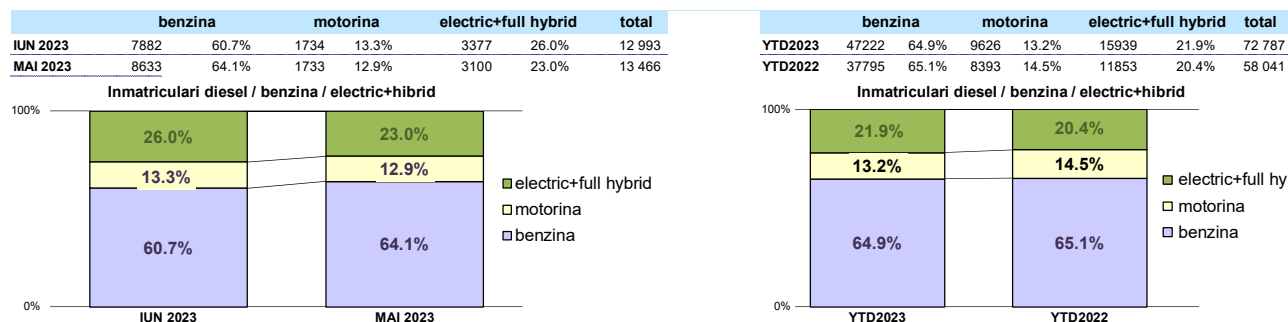
Top inmatriculari autoturisme - modele / Passenger car top - by model

MODEL	Iunie unitati	Var. luna sim. an anterior	2023 unitati	Var. an anterior
DACIA LOGAN	1231	7.7%	7707	37.3%
DACIA DUSTER	815	-1.3%	5808	47.3%
DACIA SANDERO	742	31.8%	5472	89.1%
DACIA SPRING	716	42.9%	3266	36.9%
DACIA JOGGER	378	-16.9%	2336	154.7%
SKODA OCTAVIA	368	178.8%	1814	85.1%
RENAULT MEGANE	287	119.1%	1800	102.7%
RENAULT CLIO	155	176.8%	1644	107.1%
TOYOTA COROLLA	281	-14.6%	1356	4.5%
HYUNDAI TUCSON	261	15.5%	1348	6.1%
Rest	7759	18.1%	40236	-
TOTAL	12993	18.9%	72787	25.4%

Autoturisme - modele - 2023



Segmentare autoturisme dupa tipul de combustibil / PC segmentation by type of fuel



Categoria Full Hybrid nu include si Mild Hybrid // Full Hybrid category does not include Mild Hybrid vehicles

Inmatriculări autoturisme in functie de tipul de combustibil / Passenger car registrations by fuel type

Luna/An	2023				Pondere				Variatie 23/22			
	Motorina	Benzina	EV	HEV	Motorina	Benzina	EV	HEV	motorina	benzina	EV	HEV
Ianuarie	1 460	8 005	1 483	1 186	12.0%	66.0%	12.2%	9.8%	13.5%	26.9%	62.3%	59.8%
Februarie	1 620	8 352	1 469	897	13.1%	67.7%	11.9%	7.3%	12.9%	48.0%	91.5%	35.3%
Martie	1 593	8 182	1 447	898	13.1%	67.5%	11.9%	7.4%	-5.7%	19.9%	4.6%	-10.8%
Aprilie	1 486	6 168	1 329	753	15.3%	63.4%	13.7%	7.7%	18.0%	16.9%	24.6%	-2.3%
Mai	1 733	8 633	1 881	1 219	12.9%	64.1%	14.0%	9.1%	23.8%	30.9%	94.9%	8.8%
Iunie	1 734	7 882	2 083	1 294	13.3%	60.7%	16.0%	10.0%	31.0%	10.2%	74.2%	2.8%
Total	9 626	47 222	9 692	6 247	13.2%	64.9%	13.3%	8.6%	14.7%	24.9%	54.1%	12.3%

Categoria EV cuprinde atat autoturismele electrice 100% si pe cele Plug-in // The EV category includes full electric vehicles and Plug-In vehicles.

Categoria HEV cuprinde doar autoturismele Full Hybrid // The HEV category includes only Full Hybrid vehicles

Top 10 Autoturisme in functie de tipul de alimentare - marci / Top 10 passenger car sales by fuel type and make

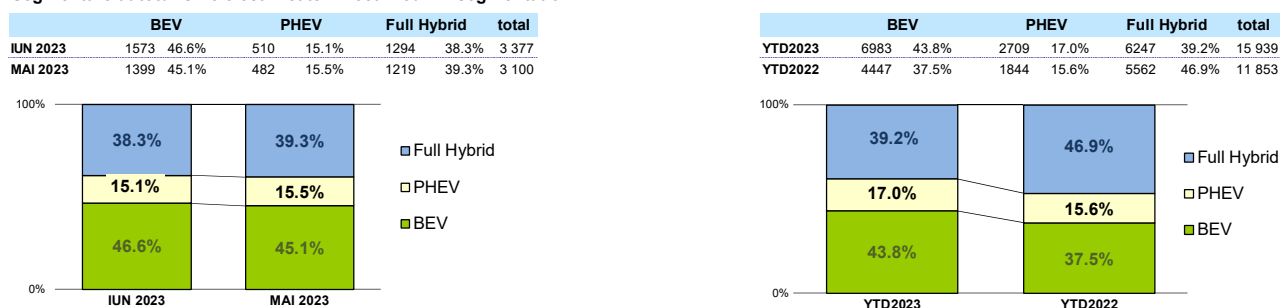
Top 10 Motorina - marci

MARCA	Iunie 2023	2023	Pondere %	Var. an anterior
DACIA	467	2894	30.1%	9.6%
SKODA	373	1725	17.9%	45.4%
BMW	179	1139	11.8%	110.5%
VOLKSWAGEN	174	857	8.9%	19.0%
AUDI	134	606	6.3%	18.1%
MERCEDES BENZ	86	561	5.8%	29.6%
FORD	96	457	4.7%	-0.7%
RENAULT	31	371	3.9%	31.6%
PEUGEOT	53	222	2.3%	-63.2%
VOLVO	25	211	2.2%	44.5%
Rest	116	583	6.1%	-
TOTAL	1734	9626	100.0%	14.7%

Top 10 Benzina - marci

MARCA	Iunie 2023	2023	Pondere %	Var. an anterior
DACIA	2674	18397	39.0%	63.5%
HYUNDAI	613	4043	8.6%	11.0%
RENAULT	615	3823	8.1%	65.2%
SKODA	626	3157	6.7%	23.1%
VOLKSWAGEN	669	2912	6.2%	17.7%
SUZUKI	524	2216	4.7%	115.1%
FORD	328	1984	4.2%	-39.4%
KIA	242	1365	2.9%	18.9%
MAZDA	213	1182	2.5%	9.6%
MERCEDES BENZ	125	986	2.1%	39.1%
Rest	1253	7157	15.2%	-
TOTAL	7882	47222	100%	24.9%

Segmentare autoturisme electrificate / Electrified PC segmentation



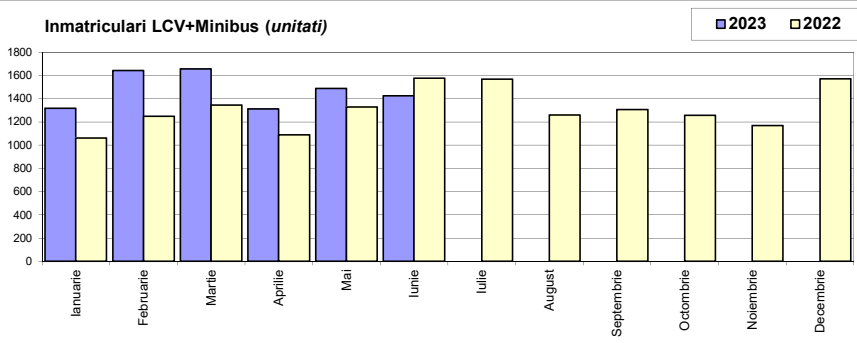
Categoria Full Hybrid nu include si Mild Hybrid // Full Hybrid category does not include Mild Hybrid vehicles

Inmatriculări autoturisme electrificate pe marca / Electrified Passenger car registrations by make

Top Marci - Electrice				Top Marci - Plug-in hybrid				Top Marci - Full Hybrid			
MARCA	2023	2022	Var. %	MARCA	2023	2022	Var. %	MARCA	2023	2022	Var. %
DACIA	3266	2385	36.9%	MERCEDES BENZ	481	376	27.9%	TOYOTA	3966	3834	3.4%
TESLA	1105	336	228.9%	FORD	428	228	87.7%	RENAULT	565	223	153.4%
VOLKSWAGEN	762	372	104.8%	BMW	337	193	74.6%	FORD	416	486	-14.4%
RENAULT	566	139	307.2%	VOLVO	238	171	39.2%	HONDA	398	359	10.9%
BMW	189	116	62.9%	RENAULT	168	119	41.2%	HYUNDAI	378	478	-20.9%
MERCEDES BENZ	181	164	10.4%	HYUNDAI	161	188	-14.4%	NISSAN	143	0	-
HYUNDAI	166	301	-44.9%	MAZDA	161	0	-	LEXUS	109	85	28.2%
PEUGEOT	103	79	30.4%	TOYOTA	154	35	340.0%	KIA	84	50	68.0%
TOYOTA	100	0	-	VOLKSWAGEN	130	76	71.1%	MAZDA	81	9	800.0%
SKODA	96	111	-13.5%	MITSUBISHI	68	82	-17.1%	SUZUKI	56	32	75.0%
Altele	449	444	-	Altele	383	376	-	Altele	51	6	750.0%
TOTAL	6983	4447	57.0%	TOTAL	2709	1844	46.9%	TOTAL	6247	5562	12.3%

Inmatriculari comerciale usoare si minibus / LCV & Minibus registrations

Luna/An	2023	2022	Variatie
Ianuarie	1 318	1 060	24.3%
Februarie	1 643	1 249	31.5%
Martie	1 655	1 344	23.1%
Aprilie	1 313	1 089	20.6%
Mai	1 488	1 329	12.0%
Iunie	1 425	1 577	-9.6%
Iulie		1 568	-
August		1 259	-
Septembrie		1 305	-
Octombrie		1 256	-
Noiembrie		1 169	-
Decembrie		1 571	-
Total	8 842	7 648	15.6%

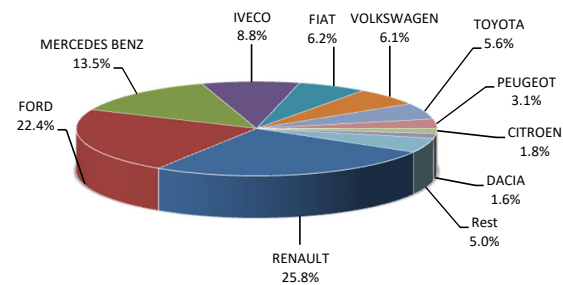


15 776

Inmatriculari comerciale <3.5t si minibus - marci / LCV + minibus registrations by make

MARCA	lunie unitati	Var. luna sim. an anterior	2023 unitati	Var. an anterior
RENAULT	325	-13.8%	2280	54.8%
FORD	358	-35.4%	1983	22.0%
MERCEDES BENZ	183	32.6%	1196	20.0%
IVECO	146	12.3%	777	-12.4%
FIAT	71	65.1%	550	19.3%
VOLKSWAGEN	91	19.7%	539	-6.7%
TOYOTA	106	63.1%	494	13.6%
PEUGEOT	39	-26.4%	278	0.0%
CITROEN	31	-40.4%	159	-30.0%
DACIA	3	-25.0%	144	-8.9%
Rest	72	-15.3%	442	-
TOTAL	1425	-9.6%	8842	15.6%

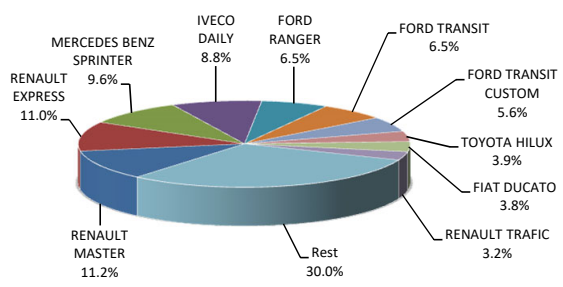
Inmatriculari LCV si minibus - marci - 2023



Inmatriculari comerciale <3.5t si minibus - modele / LCV + minibus registrations by models

MODEL	lunie unitati	Var. luna sim. an anterior	2023 unitati	Var. an anterior
RENAULT MASTER	137	30.5%	989	80.1%
RENAULT EXPRESS	100	-49.2%	973	66.3%
MERCEDES BENZ SPRINTER	134	63.4%	848	20.1%
IVECO DAILY	146	12.3%	776	-12.4%
FORD RANGER	84	78.7%	577	149.8%
FORD TRANSIT	111	-61.6%	576	-12.7%
FORD TRANSIT CUSTOM	80	-44.8%	494	15.4%
TOYOTA HILUX	62	67.6%	344	28.8%
FIAT DUCATO	63	125.0%	332	21.6%
RENAULT TRAFIC	77	13.2%	280	-1.1%
Rest	431	-4.0%	2653	-
TOTAL	1425	-9.6%	8842	15.6%

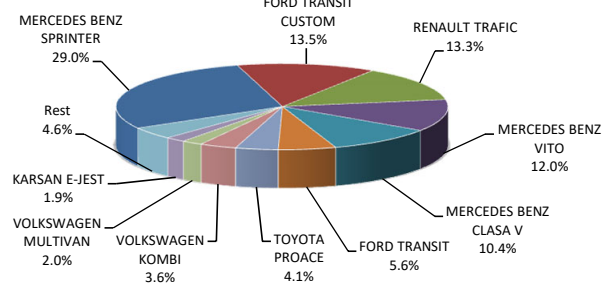
Inmatriculari LCV si minibus - modele - 2023



Inmatriculari minibus - modele / Minibus registrations by models

MODEL	lunie unitati	Var. luna sim. an anterior	2023 unitati	Var. an anterior
MERCEDES BENZ SPRINTER	54	107.7%	358	82.7%
FORD TRANSIT CUSTOM	39	-31.6%	167	38.0%
RENAULT TRAFIC	59	391.7%	164	124.7%
MERCEDES BENZ VITO	17	54.5%	148	92.2%
MERCEDES BENZ CLASA V	24	26.3%	129	16.2%
FORD TRANSIT	5	0.0%	69	165.4%
TOYOTA PROACE	12	33.3%	51	-20.3%
VOLKSWAGEN KOMBI	5	25.0%	44	4.8%
VOLKSWAGEN MULTIVAN	4	100.0%	25	38.9%
KARSAN E-JEST	0	-	24	-
Rest	17	13.3%	57	-
TOTAL	236	47.5%	1236	44.4%

Inmatriculari minibus - modele - 2023



Inmatriculari pick-up - modele / Pick-up registrations by models

MODEL	lunie unitati	Var. luna sim. an anterior	2023 unitati	Var. an anterior
FORD RANGER	84	78.7%	577	149.8%
TOYOTA HILUX	62	67.6%	344	28.8%
DACIA DUSTER	3	-	138	>900%
ISUZU D MAX	11	120.0%	62	44.2%
SSANGYONG MUSSO GRAND	16	-	46	>900%
JEEP GLADIATOR	0	-100.0%	7	-46.2%
PIAGGIO PORTER	1	-50.0%	5	0.0%
NISSAN NAVARA	0	-	1	-90.9%
TOYOTA TUNDRA	0	-	1	-
MITSUBISHI L200	0	-100.0%	0	-100.0%
Rest	0	-	0	-
TOTAL	177	77.0%	1181	80.3%

Inmatriculari pick-up - modele - 2023

