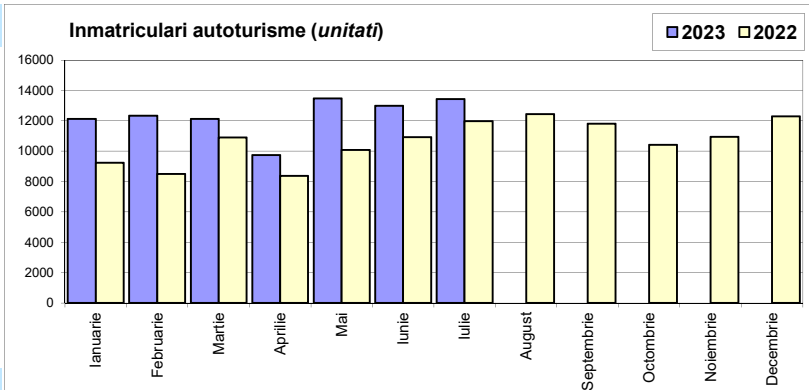


Inmatriculari autoturisme / Passenger car registrations

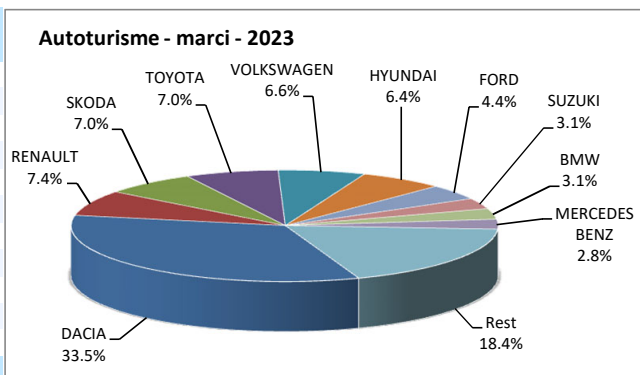
Luna/An	2023	2022	Variatie
Ianuarie	12 134	9 248	31.2%
Februarie	12 338	8 510	45.0%
Martie	12 120	10 902	11.2%
Aprilie	9 736	8 371	16.3%
Mai	13 466	10 080	33.6%
Iunie	12 993	10 930	18.9%
Iulie	13 431	11 987	12.0%
August		12 448	-
Septembrie		11 813	-
Octombrie		10 423	-
Noiembrie		10 949	-
Decembrie		12 287	-
Total	86 218	70 028	23.1%

127 948



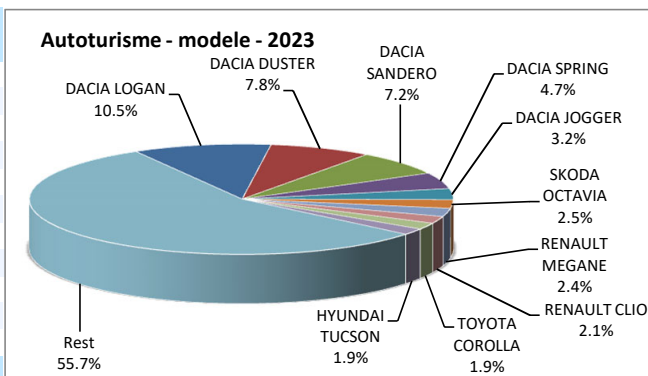
Top inmatriculari autoturisme - marci / Passenger car top - by make

MARCA	Iulie unitati	Var. luna sim. an anterior	2023 unitati	Var. an anterior
DACIA	4308	16.9%	28898	44.8%
RENAULT	909	26.3%	6402	68.6%
SKODA	1086	23.8%	6076	25.6%
TOYOTA	1088	9.7%	6063	8.1%
VOLKSWAGEN	1007	34.6%	5668	29.1%
HYUNDAI	769	-21.7%	5554	-1.0%
FORD	492	-13.8%	3828	-24.6%
SUZUKI	435	151.4%	2715	118.1%
BMW	353	7.6%	2681	58.1%
MERCEDES BENZ	247	-8.9%	2456	25.8%
Rest	2737	3.7%	15877	-
TOTAL	13431	12.0%	86218	23.1%



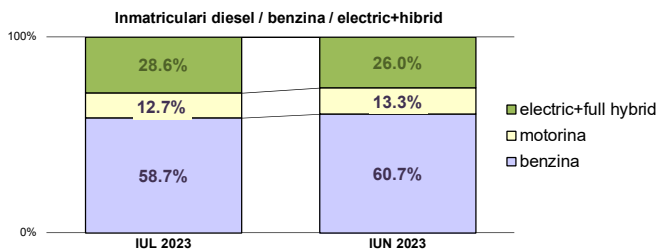
Top inmatriculari autoturisme - modele / Passenger car top - by model

MODEL	Iulie unitati	Var. luna sim. an anterior	2023 unitati	Var. an anterior
DACIA LOGAN	1349	62.9%	9056	40.6%
DACIA DUSTER	909	-0.3%	6717	38.3%
DACIA SANDERO	759	-21.2%	6231	61.6%
DACIA SPRING	828	38.7%	4094	37.3%
DACIA JOGGER	463	27.5%	2799	118.7%
SKODA OCTAVIA	368	74.4%	2182	83.2%
RENAULT MEGANE	284	93.2%	2084	101.4%
RENAULT CLIO	152	56.7%	1796	101.6%
TOYOTA COROLLA	300	26.1%	1656	7.9%
HYUNDAI TUCSON	266	-31.1%	1614	-2.5%
Rest	7753	7.0%	47989	-
TOTAL	13431	12.0%	86218	23.1%

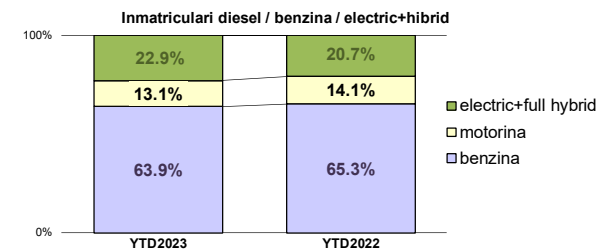


Segmentare autoturisme dupa tipul de combustibil / PC segmentation by type of fuel

	benzina	motorina	electric+full hybrid	total			
IUL 2023	7890	58.7%	1701	12.7%	3840	28.6%	13 431
IUN 2023	7882	60.7%	1734	13.3%	3377	26.0%	12 993



	benzina	motorina	electric+full hybrid	total			
YTD2023	55112	63.9%	11327	13.1%	19779	22.9%	86 218
YTD2022	45694	65.3%	9849	14.1%	14485	20.7%	70 028



Categoria Full Hybrid nu include si Mild Hybrid // Full Hybrid category does not include Mild Hybrid vehicles

Inmatriculari autoturisme in functie de tipul de combustibil / Passenger car registrations by fuel type

Luna/An	2023				Pondere				Variatie 23/22			
	Motorina	Benzina	EV	HEV	Motorina	Benzina	EV	HEV	motorina	benzina	EV	HEV
Ianuarie	1 460	8 005	1 483	1 186	12.0%	66.0%	12.2%	9.8%	13.5%	26.9%	62.3%	59.8%
Februarie	1 620	8 352	1 469	897	13.1%	67.7%	11.9%	7.3%	12.9%	48.0%	91.5%	35.3%
Martie	1 593	8 182	1 447	898	13.1%	67.5%	11.9%	7.4%	-5.7%	19.9%	4.6%	-10.8%
Aprilie	1 486	6 168	1 329	753	15.3%	63.4%	13.7%	7.7%	18.0%	16.9%	24.6%	-2.3%
Mai	1 733	8 633	1 881	1 219	12.9%	64.1%	14.0%	9.1%	23.8%	30.9%	94.9%	8.8%
Iunie	1 734	7 882	2 083	1 294	13.3%	60.7%	16.0%	10.0%	31.0%	10.2%	74.2%	2.8%
Iulie	1 701	7 890	2 483	1 357	12.7%	58.7%	18.5%	10.1%	16.8%	-0.1%	80.7%	7.9%
Total	11 327	55 112	12 175	7 604	13.1%	63.9%	14.1%	8.8%	15.0%	20.6%	58.8%	11.5%

Categoria EV cuprinde atat autoturismele electrice 100% si pe cele Plug-in // The EV category includes full electric vehicles and Plug-in vehicles.
 Categoria HEV cuprinde doar autoturismele Full Hybrid // The HEV category includes only Full Hybrid vehicles

Top 10 Autoturisme in functie de tipul de alimentare - marci / Top 10 passenger car sales by fuel type and make

Top 10 Motorina - marci

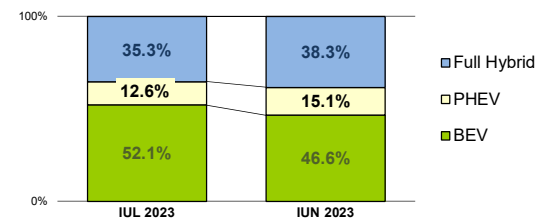
MARCA	Iulie 2023	2023	Pondere %	Var. an anterior
DACIA	528	3422	30.2%	10.3%
SKODA	364	2089	18.4%	44.0%
BMW	143	1282	11.3%	93.9%
VOLKSWAGEN	172	1029	9.1%	18.4%
AUDI	104	710	6.3%	24.6%
MERCEDES BENZ	61	622	5.5%	21.5%
FORD	51	508	4.5%	2.8%
RENAULT	74	445	3.9%	37.3%
VOLVO	58	269	2.4%	52.0%
PEUGEOT	20	242	2.1%	-64.9%
Rest	126	709	6.3%	-
TOTAL	1701	11327	100.0%	15.0%

Top 10 Benzina - marci

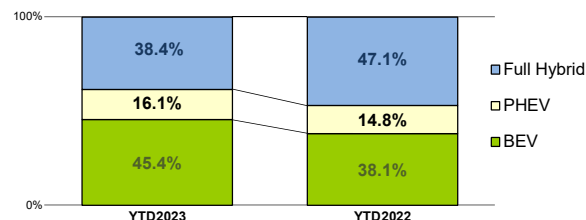
MARCA	Iulie 2023	2023	Pondere %	Var. an anterior
DACIA	2922	21319	38.7%	53.6%
HYUNDAI	566	4609	8.4%	3.9%
RENAULT	612	4435	8.0%	54.2%
SKODA	699	3856	7.0%	22.3%
VOLKSWAGEN	678	3590	6.5%	20.6%
SUZUKI	421	2637	4.8%	119.9%
FORD	315	2299	4.2%	-37.9%
KIA	225	1590	2.9%	12.8%
MAZDA	170	1352	2.5%	7.0%
MERCEDES BENZ	108	1094	2.0%	31.5%
Rest	1174	8331	15.1%	-16.4%
TOTAL	7890	55112	100%	20.6%

Segmentare autoturisme electrificate / Electrified PC segmentation

	BEV	PHEV	Full Hybrid	total			
IUL 2023	2000	52.1%	483	12.6%	1357	35.3%	3 840
IUN 2023	1573	46.6%	510	15.1%	1294	38.3%	3 377



	BEV	PHEV	Full Hybrid	total			
YTD2023	8983	45.4%	3192	16.1%	7604	38.4%	19 779
YTD2022	5520	38.1%	2145	14.8%	6820	47.1%	14 485



Categoria Full Hybrid nu include si Mild Hybrid // Full Hybrid category does not include Mild Hybrid vehicles

Inmatriculari autoturisme electrificate pe marca / Electrified Passenger car registrations by make

Top Marci - Electrice

MARCA	2023	2022	Var. %
DACIA	4094	2982	37.3%
TESLA	1739	425	309.2%
VOLKSWAGEN	900	458	96.5%
RENAULT	678	163	316.0%
HYUNDAI	239	357	-33.1%
MERCEDES BENZ	215	187	15.0%
BMW	211	140	50.7%
PEUGEOT	133	106	25.5%
SKODA	118	130	-9.2%
TOYOTA	114	0	-
Altele	542	572	-
TOTAL	8983	5520	62.7%

Top Marci - Plug-in hybrid

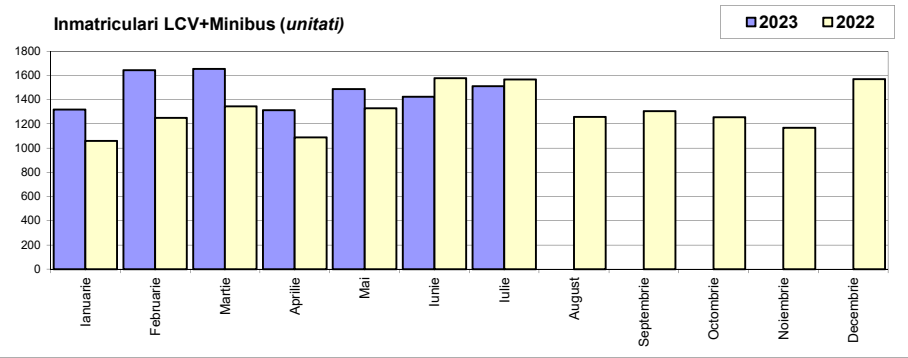
MARCA	2023	2022	Var. %
MERCEDES BENZ	525	422	24.4%
FORD	497	259	91.9%
BMW	396	231	71.4%
VOLVO	301	198	52.0%
TOYOTA	206	48	329.2%
HYUNDAI	203	225	-9.8%
RENAULT	187	146	28.1%
MAZDA	176	0	-
VOLKSWAGEN	149	87	71.3%
MITSUBISHI	76	99	-23.2%
Altele	476	430	-
TOTAL	3192	2145	48.8%

Top Marci - Full Hybrid

MARCA	2023	2022	Var. %
TOYOTA	4855	4696	3.4%
RENAULT	657	287	128.9%
FORD	463	551	-16.0%
HONDA	463	460	0.7%
HYUNDAI	458	574	-20.2%
NISSAN	207	0	-
LEXUS	130	107	21.5%
KIA	115	67	71.6%
MAZDA	91	31	193.5%
SUZUKI	70	35	100.0%
Altele	95	12	691.7%
TOTAL	7604	6820	11.5%

Inmatriculari comerciale usoare si minibus / LCV & Minibus registrations

Luna/An	2023	2022	Variatie
Ianuarie	1 318	1 060	24.3%
Februarie	1 643	1 249	31.5%
Martie	1 655	1 344	23.1%
Aprilie	1 313	1 089	20.6%
Mai	1 488	1 329	12.0%
Iunie	1 425	1 577	-9.6%
Iulie	1 513	1 568	-3.5%
August		1 259	-
Septembrie		1 305	-
Octombrie		1 256	-
Noiembrie		1 169	-
Decembrie		1 571	-
Total	10 355	9 216	12.4%

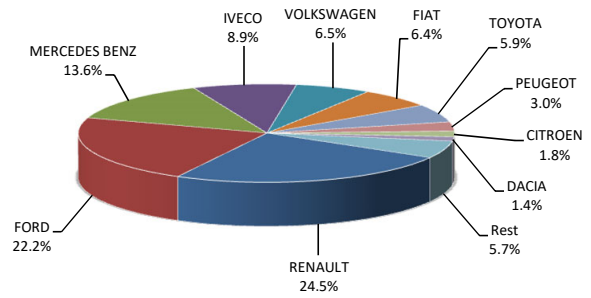


15 776

Inmatriculari comerciale <3.5t si minibus - marci / LCV + minibus registrations by make

MARCA	Iulie unitati	Var. luna sim. an anterior	2023 unitati	Var. an anterior
RENAULT	253	-46.6%	2533	30.1%
FORD	319	-10.9%	2302	16.1%
MERCEDES BENZ	214	59.7%	1410	24.9%
IVECO	141	-37.9%	918	-17.6%
VOLKSWAGEN	134	97.1%	673	4.2%
FIAT	113	61.4%	663	24.9%
TOYOTA	120	71.4%	614	21.6%
PEUGEOT	37	23.3%	315	2.3%
CITROEN	32	-17.9%	191	-28.2%
DACIA	2	-50.0%	146	-9.9%
Rest	148	57.4%	590	-
TOTAL	1513	-3.5%	10355	12.4%

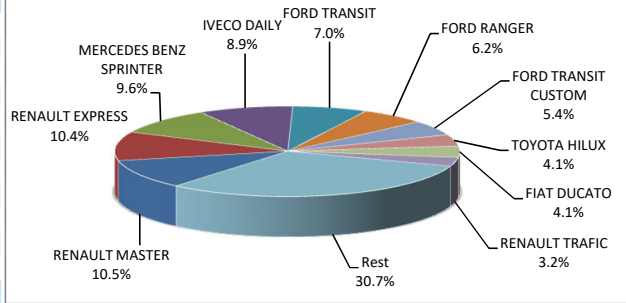
Inmatriculari LCV si minibus - marci - 2023



Inmatriculari comerciale <3.5t si minibus - modele / LCV + minibus registrations by models

MODEL	Iulie unitati	Var. luna sim. an anterior	2023 unitati	Var. an anterior
RENAULT MASTER	99	-49.2%	1088	46.2%
RENAULT EXPRESS	99	-53.1%	1072	34.7%
MERCEDES BENZ SPRINTER	149	40.6%	997	23.1%
IVECO DAILY	141	-37.6%	917	-17.5%
FORD TRANSIT	152	-33.3%	728	-18.0%
FORD RANGER	65	75.7%	642	139.6%
FORD TRANSIT CUSTOM	62	82.4%	556	20.3%
TOYOTA HILUX	82	67.3%	426	34.8%
FIAT DUCATO	88	51.7%	420	26.9%
RENAULT TRAFIC	48	-23.8%	328	-5.2%
Rest	528	46.3%	3181	-
TOTAL	1513	-3.5%	10355	12.4%

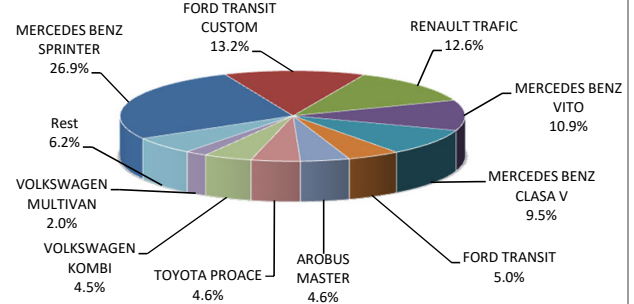
Inmatriculari LCV si minibus - modele - 2023



Inmatriculari minibus - modele / Minibus registrations by models

MODEL	Iulie unitati	Var. luna sim. an anterior	2023 unitati	Var. an anterior
MERCEDES BENZ SPRINTER	65	58.5%	423	78.5%
FORD TRANSIT CUSTOM	41	720.0%	208	65.1%
RENAULT TRAFIC	35	-27.1%	199	64.5%
MERCEDES BENZ VITO	23	155.6%	171	98.8%
MERCEDES BENZ CLASA V	21	90.9%	150	23.0%
FORD TRANSIT	9	50.0%	78	143.8%
AROBUS MASTER	72	-	72	-
TOYOTA PROACE	21	425.0%	72	5.9%
VOLKSWAGEN KOMBI	27	170.0%	71	36.5%
VOLKSWAGEN MULTIVAN	7	40.0%	32	39.1%
Rest	17	-15.0%	98	-
TOTAL	338	112.6%	1574	55.1%

Inmatriculari minibus - modele - 2023



Inmatriculari pick-up - modele / Pick-up registrations by models

MODEL	Iulie unitati	Var. luna sim. an anterior	2023 unitati	Var. an anterior
FORD RANGER	65	75.7%	642	139.6%
TOYOTA HILUX	82	67.3%	426	34.8%
DACIA DUSTER	2	100.0%	140	>900%
ISUZU D MAX	11	-15.4%	73	30.4%
SSANGYONG MUSSO GRAND	9	800.0%	55	>900%
JEEP GLADIATOR	0	-100.0%	7	-50.0%
PIAGGIO PORTER	0	-100.0%	5	-44.4%
NISSAN NAVARA	0	-100.0%	1	-92.3%
RAM 1500	1	-	1	-50.0%
TOYOTA TUNDRA	0	-	1	-
Rest	0	-100.0%	0	-
TOTAL	170	51.8%	1351	76.1%

Inmatriculari pick-up - modele - 2023

