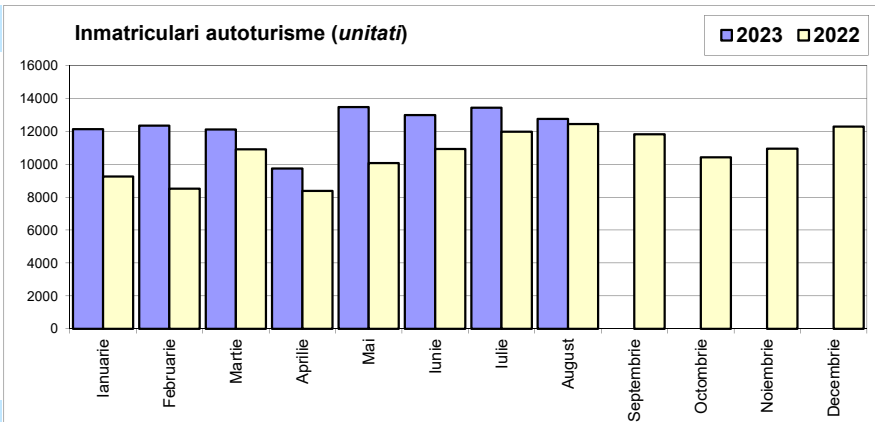


Inmatriculari autoturisme / Passenger car registrations

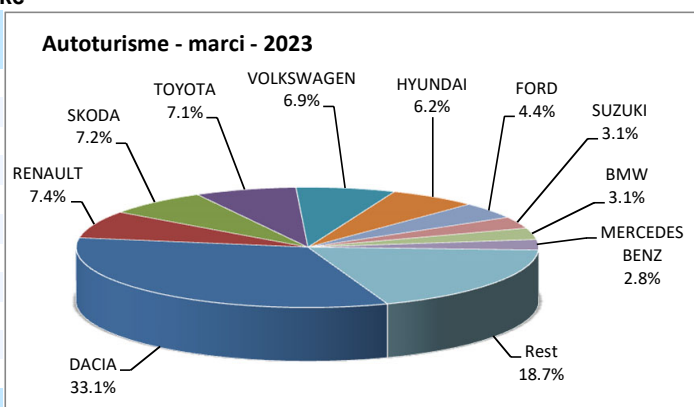
Luna/An	2023	2022	Variatie
Ianuarie	12 134	9 248	31.2%
Februarie	12 338	8 510	45.0%
Martie	12 120	10 902	11.2%
Aprilie	9 736	8 371	16.3%
Mai	13 466	10 080	33.6%
Iunie	12 993	10 930	18.9%
Iulie	13 431	11 987	12.0%
August	12 750	12 448	2.4%
Septembrie		11 813	-
Octombrie		10 423	-
Noiembrie		10 949	-
Decembrie		12 287	-
Total	98 968	82 476	20.0%

127 948



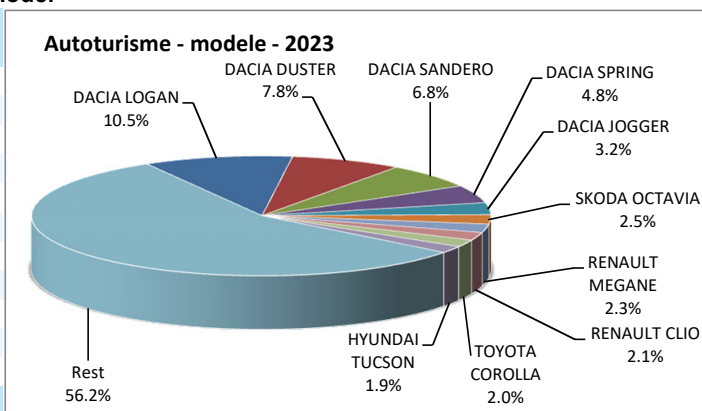
Top inmatriculari autoturisme - marci / Passenger car top - by make

MARCA	August unitati	Var. luna sim. an anterior	2023 unitati	Var. an anterior
DACIA	3826	-10.6%	32724	35.0%
RENAULT	927	60.7%	7329	67.6%
SKODA	1007	50.5%	7083	28.6%
TOYOTA	964	-11.0%	7027	5.0%
VOLKSWAGEN	1192	56.2%	6860	33.1%
HYUNDAI	565	-43.2%	6119	-7.4%
FORD	540	-33.3%	4368	-25.8%
SUZUKI	402	107.2%	3117	116.6%
BMW	389	37.5%	3070	55.1%
MERCEDES BENZ	301	10.3%	2757	23.9%
Rest	2637	4.5%	18514	-
TOTAL	12750	2.4%	98968	20.0%



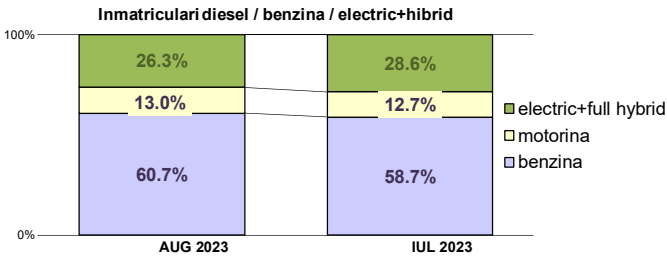
Top inmatriculari autoturisme - modele / Passenger car top - by model

MODEL	August unitati	Var. luna sim. an anterior	2023 unitati	Var. an anterior
DACIA LOGAN	1287	20.2%	10343	37.7%
DACIA DUSTER	1006	-0.7%	7723	31.6%
DACIA SANDERO	484	-63.4%	6715	29.7%
DACIA SPRING	655	20.4%	4749	34.7%
DACIA JOGGER	394	23.1%	3193	99.6%
SKODA OCTAVIA	303	60.3%	2485	80.1%
RENAULT MEGANE	187	67.0%	2271	98.0%
RENAULT CLIO	325	212.5%	2121	113.2%
TOYOTA COROLLA	293	-0.7%	1949	6.5%
HYUNDAI TUCSON	218	-37.0%	1832	-8.5%
Rest	7598	6.5%	55587	-
TOTAL	12750	2.4%	98968	20.0%



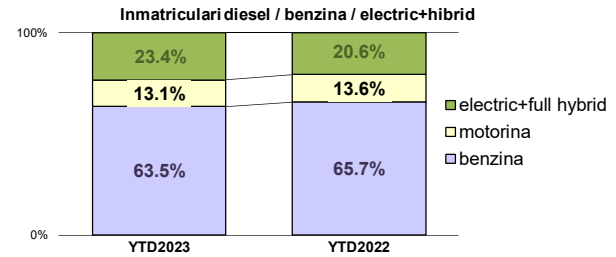
Segmentare autoturisme dupa tipul de combustibil / PC segmentation by type of fuel

	benzina		motorina		electric+full hybrid		total
AUG 2023	7736	60.7%	1661	13.0%	3353	26.3%	12 750
IUL 2023	7890	58.7%	1701	12.7%	3840	28.6%	13 431



Categoria Full Hybrid nu include si Mild Hybrid // Full Hybrid category does not include Mild Hybrid vehicles

	benzina		motorina		electric+full hybrid		total
YTD2023	62848	63.5%	12988	13.1%	23132	23.4%	98 968
YTD2022	54213	65.7%	11245	13.6%	17018	20.6%	82 476



Inmatriculari autoturisme in functie de tipul de combustibil / Passenger car registrations by fuel type

Luna/An	2023				Pondere				Variatie 23/22			
	Motorina	Benzina	EV	HEV	Motorina	Benzina	EV	HEV	motorina	benzina	EV	HEV
Ianuarie	1 460	8 005	1 483	1 186	12.0%	66.0%	12.2%	9.8%	13.5%	26.9%	62.3%	59.8%
Februarie	1 620	8 352	1 469	897	13.1%	67.7%	11.9%	7.3%	12.9%	48.0%	91.5%	35.3%
Martie	1 593	8 182	1 447	898	13.1%	67.5%	11.9%	7.4%	-5.7%	19.9%	4.6%	-10.8%
Aprilie	1 486	6 168	1 329	753	15.3%	63.4%	13.7%	7.7%	18.0%	16.9%	24.6%	-2.3%
Mai	1 733	8 633	1 881	1 219	12.9%	64.1%	14.0%	9.1%	23.8%	30.9%	94.9%	8.8%
Iunie	1 734	7 882	2 083	1 294	13.3%	60.7%	16.0%	10.0%	31.0%	10.2%	74.2%	2.8%
Iulie	1 701	7 890	2 483	1 357	12.7%	58.7%	18.5%	10.1%	16.8%	-0.1%	80.7%	7.9%
August	1 661	7 736	2 066	1 287	13.0%	60.7%	16.2%	10.1%	19.0%	-9.2%	61.5%	2.6%
Total	12 988	62 848	14 241	8 891	13.1%	63.5%	14.4%	9.0%	15.5%	15.9%	59.2%	10.1%

Categoria EV cuprinde atat autoturismele electrice 100% si pe cele Plug-in // The EV category includes full electric vehicles and Plug-In vehicles.
 Categoria HEV cuprinde doar autoturismele Full Hybrid // The HEV category includes only Full Hybrid vehicles

Top 10 Autoturisme in functie de tipul de alimentare - marci / Top 10 passenger car sales by fuel type and make

Top 10 Motorina - marci

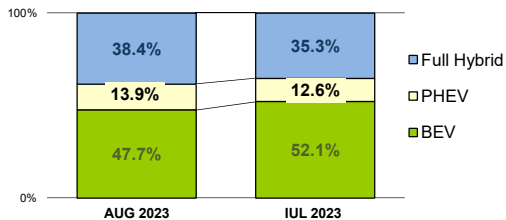
MARCA	August 2023	2023	Pondere %	Var. an anterior
DACIA	546	3968	30.6%	11.3%
SKODA	311	2400	18.5%	48.5%
BMW	149	1431	11.0%	87.3%
VOLKSWAGEN	228	1257	9.7%	26.0%
AUDI	95	805	6.2%	21.4%
MERCEDES BENZ	70	692	5.3%	18.7%
FORD	36	544	4.2%	-6.7%
RENAULT	45	490	3.8%	32.8%
VOLVO	44	313	2.4%	49.0%
PEUGEOT	29	271	2.1%	-64.2%
Rest	108	817	6.3%	-
TOTAL	1661	12988	100.0%	15.5%

Top 10 Benzina - marci

MARCA	August 2023	2023	Pondere %	Var. an anterior
DACIA	2591	23910	38.0%	39.4%
RENAULT	585	5020	8.0%	51.9%
HYUNDAI	410	5019	8.0%	-4.7%
SKODA	680	4536	7.2%	24.9%
VOLKSWAGEN	796	4386	7.0%	25.5%
SUZUKI	386	3023	4.8%	117.6%
FORD	351	2650	4.2%	-38.6%
KIA	232	1822	2.9%	9.5%
MAZDA	198	1550	2.5%	6.3%
MERCEDES BENZ	119	1213	1.9%	28.9%
Rest	1388	9719	15.5%	-
TOTAL	7736	62848	100%	15.9%

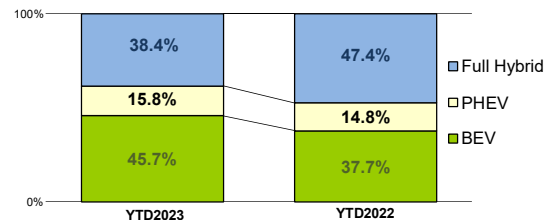
Segmentare autoturisme electrificate / Electrified PC segmentation

	BEV	PHEV	Full Hybrid	total			
AUG 2023	1599	47.7%	467	13.9%	1287	38.4%	3 353
IUL 2023	2000	52.1%	483	12.6%	1357	35.3%	3 840



Categoria Full Hybrid nu include si Mild Hybrid // Full Hybrid category does not include Mild Hybrid vehicles

	BEV	PHEV	Full Hybrid	total			
YTD2023	10582	45.7%	3659	15.8%	8891	38.4%	23 132
YTD2022	6421	37.7%	2523	14.8%	8074	47.4%	17 018



Inmatriculari autoturisme electrificate pe marca / Electrified Passenger car registrations by make

Top Marci - Electrice

MARCA	2023	2022	Var. %
DACIA	4749	3526	34.7%
TESLA	2248	435	416.8%
VOLKSWAGEN	1047	548	91.1%
RENAULT	739	183	303.8%
HYUNDAI	294	397	-25.9%
MERCEDES BENZ	241	218	10.6%
BMW	231	162	42.6%
PEUGEOT	151	132	14.4%
SKODA	134	145	-7.6%
TOYOTA	126	3	>900%
Altele	622	672	-
TOTAL	10582	6421	64.8%

Top Marci - Plug-in hybrid

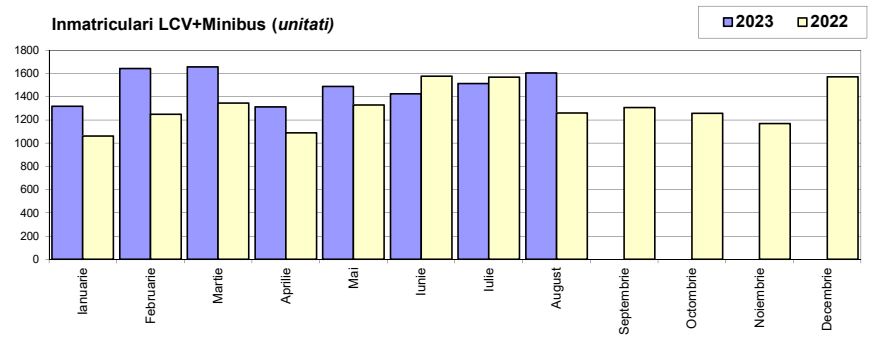
MARCA	2023	2022	Var. %
MERCEDES BENZ	611	484	26.2%
FORD	548	302	81.5%
BMW	451	275	64.0%
VOLVO	352	223	57.8%
TOYOTA	260	61	326.2%
HYUNDAI	241	273	-11.7%
RENAULT	208	181	14.9%
MAZDA	202	0	-
VOLKSWAGEN	170	112	51.8%
LEXUS	82	10	720.0%
Altele	534	602	-
TOTAL	3659	2523	45.0%

Top Marci - Full Hybrid

MARCA	2023	2022	Var. %
TOYOTA	5578	5627	-0.9%
RENAULT	872	336	159.5%
FORD	559	609	-8.2%
HONDA	519	556	-6.7%
HYUNDAI	509	647	-21.3%
NISSAN	246	0	-
LEXUS	148	118	25.4%
KIA	142	81	75.3%
DACIA	97	0	-
MAZDA	97	48	102.1%
Altele	124	52	138.5%
TOTAL	8891	8074	10.1%

Inmatriculari comerciale usoare si minibus / LCV & Minibus registrations

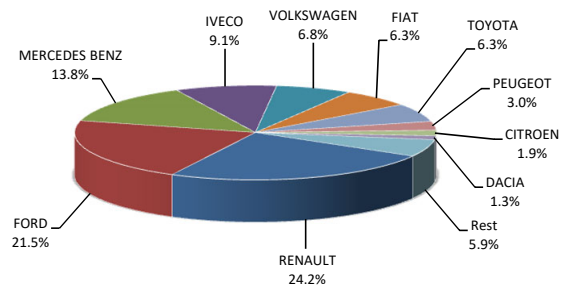
Luna/An	2023	2022	Variatie
Ianuarie	1 318	1 060	24.3%
Februarie	1 643	1 249	31.5%
Martie	1 655	1 344	23.1%
Aprilie	1 313	1 089	20.6%
Mai	1 488	1 329	12.0%
Iunie	1 425	1 577	-9.6%
Iulie	1 513	1 568	-3.5%
August	1 605	1 259	27.5%
Septembrie		1 305	-
Octombrie		1 256	-
Noiembrie		1 169	-
Decembrie		1 571	-
Total	11 960	10 475	14.2%



Inmatriculari comerciale <3.5t si minibus - marci / LCV + minibus registrations by make

MARCA	August unitati	Var. luna sim. an anterior	2023 unitati	Var. an anterior
RENAULT	367	17.3%	2900	28.3%
FORD	264	-15.9%	2566	11.7%
MERCEDES BENZ	237	73.0%	1647	30.1%
IVECO	168	15.9%	1086	-13.7%
VOLKSWAGEN	137	63.1%	810	11.0%
FIAT	87	85.1%	750	29.8%
TOYOTA	136	183.3%	750	35.6%
PEUGEOT	47	-26.6%	362	-2.7%
CITROEN	34	13.3%	225	-24.0%
DACIA	14	40.0%	160	-7.0%
Rest	114	70.1%	704	-
TOTAL	1605	27.5%	11960	14.2%

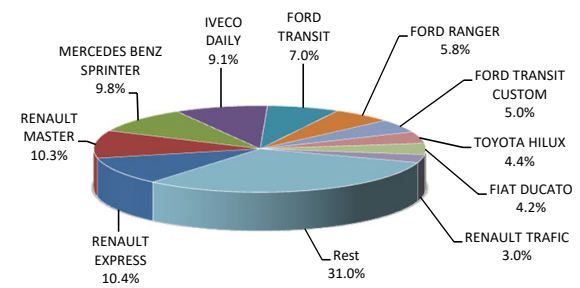
Inmatriculari LCV si minibus - marci - 2023



Inmatriculari comerciale <3.5t si minibus - modele / LCV + minibus registrations by models

MODEL	August unitati	Var. luna sim. an anterior	2023 unitati	Var. an anterior
RENAULT EXPRESS	175	169.2%	1247	44.8%
RENAULT MASTER	148	-27.1%	1236	30.5%
MERCEDES BENZ SPRINTER	172	60.7%	1169	27.5%
IVECO DAILY	167	15.2%	1084	-13.8%
FORD TRANSIT	114	-44.1%	842	-22.9%
FORD RANGER	56	166.7%	698	141.5%
FORD TRANSIT CUSTOM	43	48.3%	599	22.0%
TOYOTA HILUX	95	280.0%	521	52.8%
FIAT DUCATO	81	113.2%	501	35.8%
RENAULT TRAFIC	32	-15.8%	360	-6.3%
Rest	522	35.9%	3703	-
TOTAL	1605	27.5%	11960	14.2%

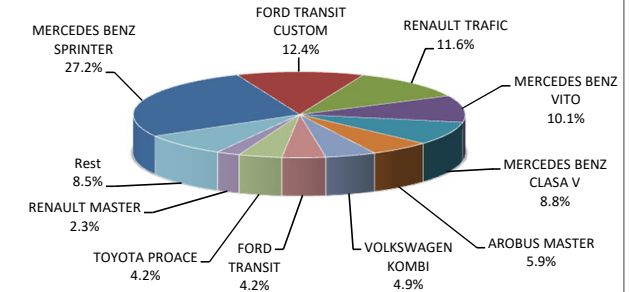
Inmatriculari LCV si minibus - modele - 2023



Inmatriculari minibus - modele / Minibus registrations by models

MODEL	August unitati	Var. luna sim. an anterior	2023 unitati	Var. an anterior
MERCEDES BENZ SPRINTER	93	210.0%	516	93.3%
FORD TRANSIT CUSTOM	27	440.0%	235	79.4%
RENAULT TRAFIC	21	-4.5%	220	53.8%
MERCEDES BENZ VITO	20	400.0%	191	112.2%
MERCEDES BENZ CLASA V	17	-19.0%	167	16.8%
AROBUS MASTER	40	-	112	-
VOLKSWAGEN KOMBI	22	175.0%	93	55.0%
FORD TRANSIT	2	-33.3%	80	128.6%
TOYOTA PROACE	8	-33.3%	80	0.0%
RENAULT MASTER	29	>900%	43	30.3%
Rest	45	650.0%	161	-
TOTAL	324	186.7%	1898	68.3%

Inmatriculari minibus - modele - 2023



Inmatriculari pick-up - modele / Pick-up registrations by models

MODEL	August unitati	Var. luna sim. an anterior	2023 unitati	Var. an anterior
FORD RANGER	56	166.7%	698	141.5%
TOYOTA HILUX	95	280.0%	521	52.8%
DACIA DUSTER	14	-	154	>900%
ISUZU D MAX	11	120.0%	84	37.7%
SSANGYONG MUSO GRAND	3	-76.9%	58	241.2%
JEEP GLADIATOR	0	-100.0%	7	-58.8%
PIAGGIO PORTER	1	-	6	-33.3%
NISSAN NAVARA	0	-	1	-92.3%
RAM 1500	0	-	1	-50.0%
TOYOTA TUNDRA	0	-	1	-
Rest	0	-100.0%	0	-
TOTAL	180	164.7%	1531	83.4%

Inmatriculari pick-up - modele - 2023

