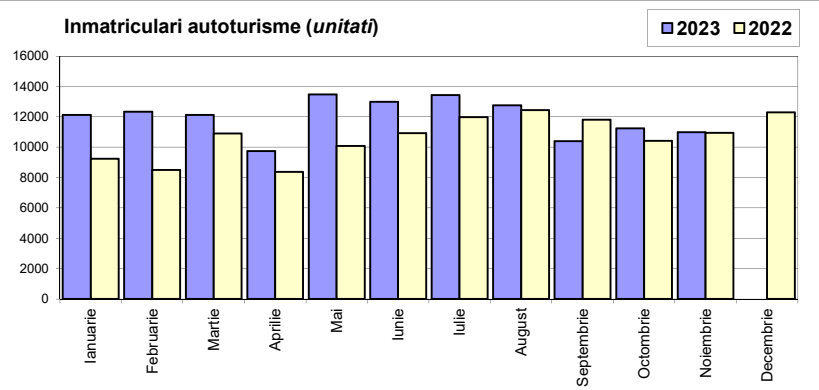


Inmatriculari autoturisme / Passenger car registrations

Luna/An	2023	2022	Variatie
Ianuarie	12 134	9 248	31.2%
Februarie	12 338	8 510	45.0%
Martie	12 120	10 902	11.2%
Aprilie	9 736	8 371	16.3%
Mai	13 466	10 080	33.6%
Iunie	12 993	10 930	18.9%
Iulie	13 431	11 987	12.0%
August	12 750	12 448	2.4%
Septembrie	10 396	11 813	-12.0%
Octombrie	11 244	10 423	7.9%
Noiembrie	10 994	10 949	0.4%
Decembrie		12 287	-
Total	131 602	115 661	13.8%

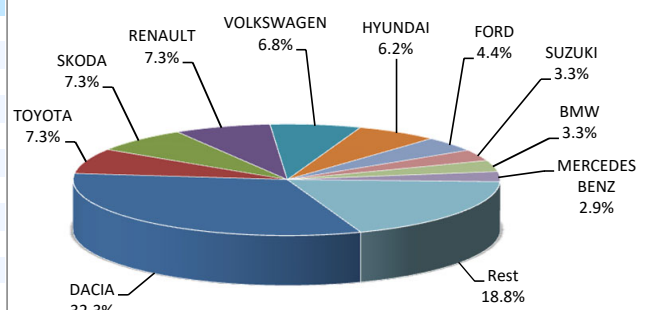
127 948



Top inmatriculari autoturisme - marci / Passenger car top - by make

MARCA	Noiembrie unitati	Var. luna sim. an anterior	2023 unitati	Var. an anterior
DACIA	3456	-8.1%	42531	22.3%
TOYOTA	883	-9.2%	9656	3.0%
SKODA	752	-9.3%	9623	20.3%
RENAULT	827	14.1%	9603	43.3%
VOLKSWAGEN	632	-13.7%	9009	21.2%
HYUNDAI	819	3.3%	8183	-9.0%
FORD	498	-3.3%	5733	-26.3%
SUZUKI	351	-12.7%	4330	90.3%
BMW	329	39.4%	4320	59.8%
MERCEDES BENZ	379	40.9%	3840	24.6%
Rest	2068	20.7%	24774	-
TOTAL	10994	0.4%	131602	13.8%

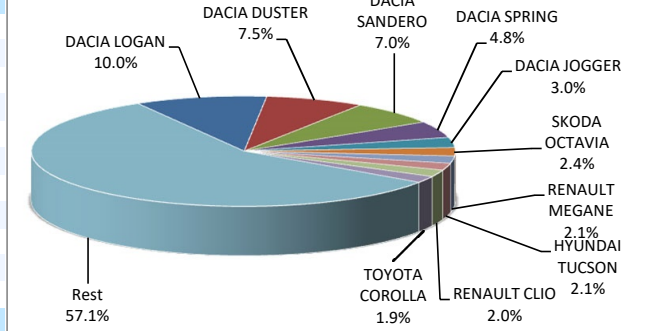
Autoturisme - marci - 2023



Top inmatriculari autoturisme - modele / Passenger car top - by model

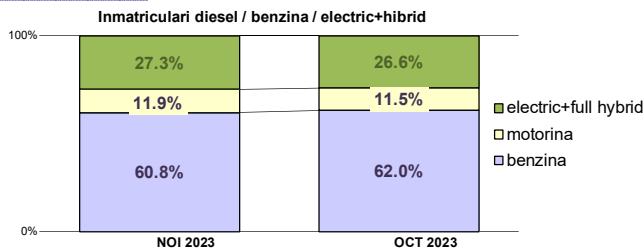
MODEL	Noiembrie unitati	Var. luna sim. an anterior	2023 unitati	Var. an anterior
DACIA LOGAN	1021	-5.5%	13199	30.3%
DACIA DUSTER	726	-40.1%	9862	10.0%
DACIA SANDERO	921	26.7%	9159	17.6%
DACIA SPRING	569	24.0%	6365	26.6%
DACIA JOGGER	219	-22.6%	3945	71.4%
SKODA OCTAVIA	194	-30.5%	3220	38.6%
RENAULT MEGANE	236	46.6%	2792	65.1%
HYUNDAI TUCSON	378	44.3%	2705	-6.1%
RENAULT CLIO	175	-36.8%	2685	47.3%
TOYOTA COROLLA	212	-14.9%	2546	1.6%
Rest	6343	6.4%	75124	-
TOTAL	10994	0.4%	131602	13.8%

Autoturisme - modele - 2023



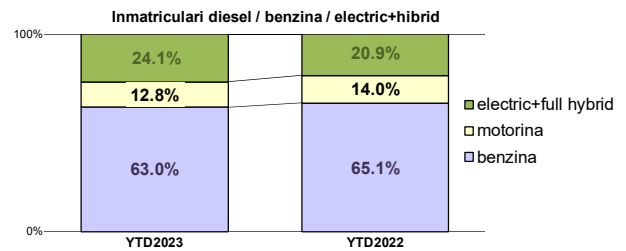
Segmentare autoturisme dupa tipul de combustibil / PC segmentation by type of fuel

	benzina		motorina		electric+full hybrid		total
NOI 2023	6687	60.8%	1303	11.9%	3004	27.3%	10 994
OCT 2023	6967	62.0%	1289	11.5%	2988	26.6%	11 244



Categoria Full Hybrid nu include si Mild Hybrid // Full Hybrid category does not include Mild Hybrid vehicles

	benzina		motorina		electric+full hybrid		total
YTD2023	82968	63.0%	16880	12.8%	31754	24.1%	131 602
YTD2022	75322	65.1%	16195	14.0%	24144	20.9%	115 661



Inmatriculari autoturisme in functie de tipul de combustibil / Passenger car registrations by fuel type

Luna/An	2023				Pondere				Variatie 23/22			
	Motorina	Benzina	EV	HEV	Motorina	Benzina	EV	HEV	motorina	benzina	EV	HEV
Ianuarie	1 460	8 005	1 483	1 186	12.0%	66.0%	12.2%	9.8%	13.5%	26.9%	62.3%	59.8%
Februarie	1 620	8 352	1 469	897	13.1%	67.7%	11.9%	7.3%	12.9%	48.0%	91.5%	35.3%
Martie	1 593	8 182	1 447	898	13.1%	67.5%	11.9%	7.4%	-5.7%	19.9%	4.6%	-10.8%
Aprilie	1 486	6 168	1 329	753	15.3%	63.4%	13.7%	7.7%	18.0%	16.9%	24.6%	-2.3%
Mai	1 733	8 633	1 881	1 219	12.9%	64.1%	14.0%	9.1%	23.8%	30.9%	94.9%	8.8%
Iunie	1 734	7 882	2 083	1 294	13.3%	60.7%	16.0%	10.0%	31.0%	10.2%	74.2%	2.8%
Iulie	1 701	7 890	2 483	1 357	12.7%	58.7%	18.5%	10.1%	16.8%	-0.1%	80.7%	7.9%
August	1 661	7 736	2 066	1 287	13.0%	60.7%	16.2%	10.1%	19.0%	-9.2%	61.5%	2.6%
Septembrie	1 300	6 466	1 586	1 044	12.5%	62.2%	15.3%	10.0%	-32.4%	-10.2%	-1.2%	-3.3%
Octombrie	1 289	6 967	1 613	1 375	11.5%	62.0%	14.3%	12.2%	-17.8%	3.4%	47.2%	35.1%
Noiembrie	1 303	6 687	1 647	1 357	11.9%	60.8%	15.0%	12.3%	-10.6%	-6.7%	39.5%	18.4%
Decembrie	-	-	-	-	-	-	-	-	-	-	-	-
Total	16 880	82 968	19 087	12 667	12.8%	63.0%	14.5%	9.6%	4.2%	10.2%	48.8%	11.9%

Categoria EV cuprinde atat autoturismele electrice 100% si pe cele Plug-in // The EV category includes full electric vehicles and Plug-In vehicles.

Categoria HEV cuprinde doar autoturismele Full Hybrid // The HEV category includes only Full Hybrid vehicles

Top 10 Autoturisme in functie de tipul de alimentare - marci / Top 10 passenger car sales by fuel type and make

Top 10 Motorina - marci

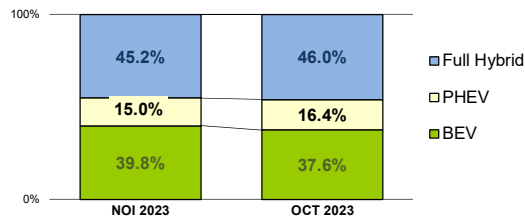
MARCA	Noiembrie 2023	2023	Pondere %	Var. an anterior
DACIA	453	5107	30.3%	-2.8%
SKODA	203	3169	18.8%	33.9%
BMW	117	1960	11.6%	81.6%
VOLKSWAGEN	79	1501	8.9%	4.6%
AUDI	55	1024	6.1%	12.9%
MERCEDES BENZ	102	960	5.7%	15.7%
RENAULT	80	639	3.8%	1.8%
FORD	29	614	3.6%	-26.0%
VOLVO	29	399	2.4%	48.9%
PEUGEOT	29	367	2.2%	-64.6%
Rest	127	1140	6.8%	-
TOTAL	1303	16880	100.0%	4.2%

Top 10 Benzina - marci

MARCA	Noiembrie 2023	2023	Pondere %	Var. an anterior
DACIA	2378	30811	37.1%	25.8%
RENAULT	483	6503	7.8%	33.1%
HYUNDAI	558	6445	7.8%	-10.7%
SKODA	532	6247	7.5%	17.5%
VOLKSWAGEN	459	5987	7.2%	19.7%
SUZUKI	312	4130	5.0%	87.8%
FORD	311	3524	4.2%	-38.9%
KIA	226	2445	2.9%	13.2%
MAZDA	202	2165	2.6%	12.5%
MERCEDES BENZ	135	1612	1.9%	24.4%
Rest	1091	13099	15.8%	-
TOTAL	6687	82968	100%	10.2%

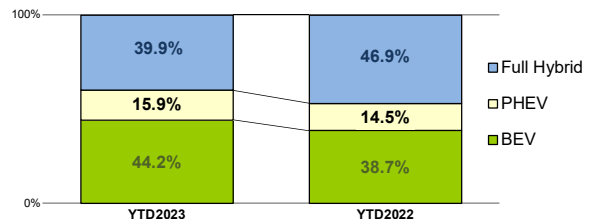
Segmentare autoturisme electrificate / Electrified PC segmentation

	BEV	PHEV	Full Hybrid	total			
NOI 2023	1195	39.8%	452	15.0%	1357	45.2%	3 004
OCT 2023	1123	37.6%	490	16.4%	1375	46.0%	2 988



Categoria Full Hybrid nu include si Mild Hybrid // Full Hybrid category does not include Mild Hybrid vehicles

	BEV	PHEV	Full Hybrid	total			
YTD2023	14040	44.2%	5047	15.9%	12667	39.9%	31 754
YTD2022	9337	38.7%	3489	14.5%	11318	46.9%	24 144

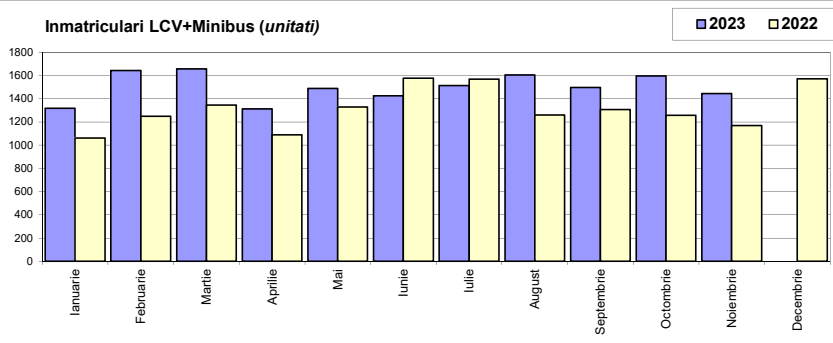


Inmatriculari autoturisme electrificate pe marca / Electrified Passenger car registrations by make

Top Marci - Electrice				Top Marci - Plug-in hybrid				Top Marci - Full Hybrid			
MARCA	2023	2022	Var. %	MARCA	2023	2022	Var. %	MARCA	2023	2022	Var. %
DACIA	6365	5026	26.6%	MERCEDES BENZ	892	656	36.0%	TOYOTA	7715	7818	-1.3%
TESLA	2903	937	209.8%	FORD	711	354	100.8%	RENAULT	1288	652	97.5%
VOLKSWAGEN	1317	800	64.6%	BMW	603	366	64.8%	HYUNDAI	802	867	-7.5%
RENAULT	882	302	192.1%	VOLVO	450	302	49.0%	FORD	788	725	8.7%
HYUNDAI	489	480	1.9%	TOYOTA	400	92	334.8%	HONDA	735	825	-10.9%
MERCEDES BENZ	376	301	24.9%	HYUNDAI	362	408	-11.3%	NISSAN	359	3	>900%
BMW	341	215	58.6%	RENAULT	291	231	26.0%	DACIA	248	0	-
SKODA	194	178	9.0%	MAZDA	249	58	329.3%	LEXUS	198	165	20.0%
PEUGEOT	181	207	-12.6%	VOLKSWAGEN	204	200	2.0%	SUZUKI	182	59	208.5%
TOYOTA	145	13	>900%	KIA	147	44	234.1%	KIA	180	110	63.6%
Altele	847	878	-	Altele	738	778	-	Altele	172	94	83.0%
TOTAL	14040	9337	50.4%	TOTAL	5047	3489	44.7%	TOTAL	12667	11318	11.9%

Inmatriculari comerciale usoare si minibus / LCV & Minibus registrations

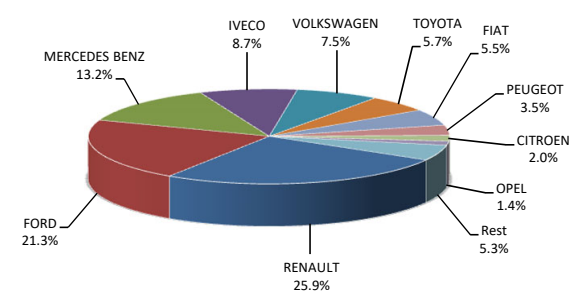
Luna/An	2023	2022	Variatie
Ianuarie	1 318	1 060	24.3%
Februarie	1 643	1 249	31.5%
Martie	1 655	1 344	23.1%
Aprilie	1 313	1 089	20.6%
Mai	1 488	1 329	12.0%
Iunie	1 425	1 577	-9.6%
Iulie	1 513	1 568	-3.5%
August	1 605	1 259	27.5%
Septembrie	1 495	1 305	14.6%
Octombrie	1 596	1 256	27.1%
Noiembrie	1 444	1 169	23.5%
Decembrie		1 571	-
Total	16 495	14 205	16.1%



Inmatriculari comerciale <3.5t si minibus - marci / LCV + minibus registrations by make

MARCA	Noiembrie unitati	Var. luna sim. an anterior	2023 unitati	Var. an anterior
RENAULT	438	54.8%	4275	40.7%
FORD	292	23.7%	3512	7.3%
MERCEDES BENZ	165	0.6%	2180	21.0%
IVECO	115	-26.3%	1439	-15.7%
VOLKSWAGEN	136	76.6%	1236	31.8%
TOYOTA	39	8.3%	942	31.0%
FIAT	37	-42.2%	910	34.4%
PEUGEOT	107	78.3%	573	8.5%
CITROEN	33	-13.2%	327	-23.8%
OPEL	26	52.9%	229	-29.1%
Rest	56	47.4%	872	-
TOTAL	1444	23.5%	16495	16.1%

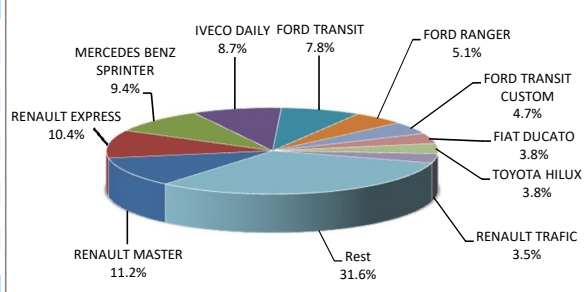
Inmatriculari LCV si minibus - marci - 2023



Inmatriculari comerciale <3.5t si minibus - modele / LCV + minibus registrations by models

MODEL	Noiembrie unitati	Var. luna sim. an anterior	2023 unitati	Var. an anterior
RENAULT MASTER	174	67.3%	1850	46.7%
RENAULT EXPRESS	133	22.0%	1719	45.9%
MERCEDES BENZ SPRINTER	117	-9.3%	1546	16.3%
IVECO DAILY	115	-26.3%	1437	-15.8%
FORD TRANSIT	153	71.9%	1282	-18.2%
FORD RANGER	40	-41.2%	847	81.0%
FORD TRANSIT CUSTOM	34	-19.0%	771	24.0%
FIAT DUCATO	33	22.2%	635	51.2%
TOYOTA HILUX	23	35.3%	630	55.6%
RENAULT TRAFIC	109	55.7%	570	8.0%
Rest	513	43.3%	5208	-
TOTAL	1444	23.5%	16495	16.1%

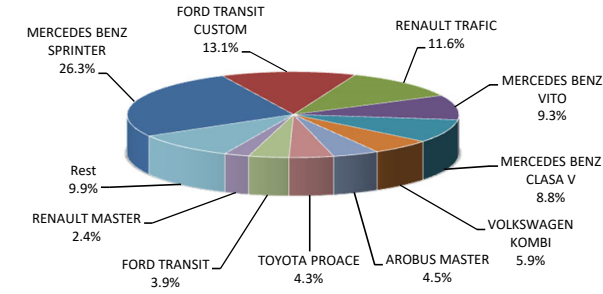
Inmatriculari LCV si minibus - modele - 2023



Inmatriculari minibus - modele / Minibus registrations by models

MODEL	Noiembrie unitati	Var. luna sim. an anterior	2023 unitati	Var. an anterior
MERCEDES BENZ SPRINTER	53	6.0%	654	71.2%
FORD TRANSIT CUSTOM	11	22.2%	326	98.8%
RENAULT TRAFIC	48	-12.7%	289	15.6%
MERCEDES BENZ VITO	15	87.5%	231	90.9%
MERCEDES BENZ CLASA V	19	18.8%	219	14.7%
VOLKSWAGEN KOMBI	2	-84.6%	146	58.7%
AROBUS MASTER	0	-	112	-
TOYOTA PROACE	3	-70.0%	107	-21.9%
FORD TRANSIT	7	16.7%	97	67.2%
RENAULT MASTER	12	500.0%	60	66.7%
Rest	29	383.3%	247	-
TOTAL	199	13.7%	2488	55.6%

Inmatriculari minibus - modele - 2023



Inmatriculari pick-up - modele / Pick-up registrations by models

MODEL	Noiembrie unitati	Var. luna sim. an anterior	2023 unitati	Var. an anterior
FORD RANGER	40	-41.2%	847	81.0%
TOYOTA HILUX	23	35.3%	630	55.6%
DACIA DUSTER	6	50.0%	169	252.1%
ISUZU D MAX	13	0.0%	111	27.6%
SSANGYONG MUSSO GRAND	11	266.7%	93	272.0%
VOLKSWAGEN AMAROK	12	-	30	-
JEEP GLADIATOR	0	-100.0%	9	-60.9%
PIAGGIO PORTER	1	0.0%	7	-53.3%
NISSAN NAVARA	0	-	1	-92.3%
Alte marci	0	-	1	-
Rest	0	-	3	-
TOTAL	106	-0.9%	1901	62.3%

Inmatriculari pick-up - modele - 2023

